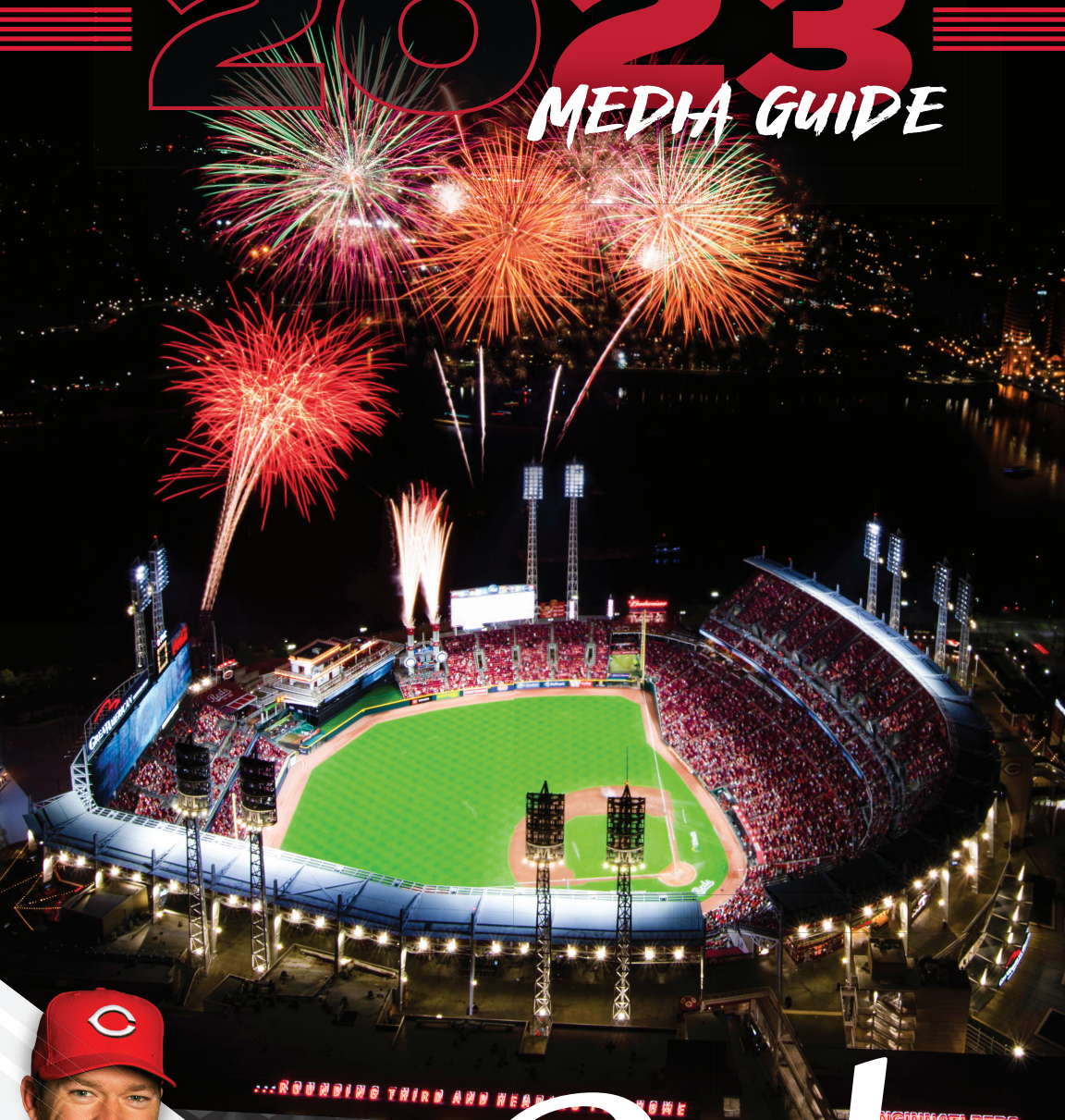


CELEBRATING 20 YEARS
OF GREAT AMERICAN BALL PARK

2023 MEDIA GUIDE




**SCOTT
ROLEN**

2023 National Baseball
Hall of Fame Inductee

Reds

All Major League Baseball trademarks and
copyrights are used with permission of MLB
Advanced Media, L.P. All rights reserved.

IN MEMORIAM



TOM BROWNING

1960-2022

All Major League Baseball trademarks and copyrights are used with permission of MLB Advanced Media, L.P. All rights reserved.



Great American Ball Park
100 Joe Nuxhall Way
Cincinnati, OH 45202
Phone: (513) 765-7000
Twitter: @Reds



Major League Baseball
1271 Avenue of the Americas
New York, NY 10020
Phone: (212) 931-7800
www.mlb.com, Twitter: @MLB

Cincinnati Reds Minor League Affiliates

Class AAA: Louisville Bats - International League
Class AA: Chattanooga Lookouts- Southern League
Advanced Class A: Dayton Dragons - Midwest League
Class A: Daytona Tortugas - Florida State League
Rookie: Arizona Complex League Reds - Arizona Complex League
Rookie: Dominican Summer League Reds - Dominican Summer League

Cincinnati Reds Mission Statement

The Cincinnati Reds are dedicated to building and maintaining a championship-caliber team that carries on our rich baseball tradition. We are committed to providing superior service, exceptional entertainment and continued contributions in our community.

The Cincinnati Reds' 2023 media guide was produced by the media relations and creative services departments and is based on information available through February 3, 2023. Biographies, statistics, editing and research provided by Rob Butcher, Larry Herms, Jamie Ramsey, Steve Banis, Alex Harrison, Chad Anderson, Brendan Hader, Michael King and Elias Sports Bureau. Contributing photos provided by the Cincinnati Reds, the National Baseball Hall of Fame, Getty Images, Major League Baseball and its affiliates. Special thanks to Pat Latham from BR Printers. The 2023 media guide is an official publication of The Cincinnati Reds, LLC, 100 Joe Nuxhall Way, Cincinnati, OH 45202, (513) 765-7000. Its logos and graphics are trademarks of the Cincinnati Reds. All rights reserved. Reproduction in whole or in part without written permission is strictly prohibited. Printed in the USA.



CONGRATULATIONS

SCOTT ROLEN

2023 NATIONAL BASEBALL HALL OF FAME INDUCTEE





TABLE OF CONTENTS / INDEX

Reds Front Office	4-32	2022 Season Review	301-362
Ballpark Operations Bios	26	Batting Order.....	314
Baseball Operations Bios	15-20	Batting Statistics.....	310
Broadcasters.....	23-25	Day Totals, Reds Batters.....	336
Business Operations Bios	27-30	Day Totals, Reds Pitchers	336
Executive Bios	10-15	Day-by-Day Results.....	318-320
Front Office, Directory	6-9	Designated Hitters	331
Medical Staff	21-22	Ejections.....	316
		Extra-Inning Games	316
Cincinnati Reds	33-234	Fielding Statistics.....	312-313
Acquisitions.....	60-61	Highs and Lows.....	340-341
Birthdays	233	Home Totals, Reds Batters.....	334
Coaches	37-53	Home Totals, Reds Pitchers.....	334
Manager, David Bell.....	34-35	Injured List.....	317
Media Relations Staff	58	Leaders, AL Batting/Pitching	358-361
Name Presentations & Pronunciations	59	Leaders, NL Batting/Pitching	351-354
Major League Clubhouse Staff.....	57	Left Handers, Reds Batters vs	332
Major League Support Staff	56	Left Handers, Reds Pitchers vs.....	332
Medical Staff	54-56	Monthly Statistics	324-330
Players	65-232	Multi-Homer Games	314
Roster, 40-Man.....	62-63	Night Totals, Reds Batters	337
Roster, Non-Roster Invitees	64	Night Totals, Reds Pitchers	337
Service Time, Major League	233	Pitching Statistics	3011
Team Travel.....	57	Records When...Reds'	315
Twitter Handles	233	Reds by Day/Month/Series/Game.....	316
		Review, 2022 Season	302-309
Reds Player Development and Scouting	235-300	Right Handers, Reds Batters vs	333
Affiliate Directory	247	Right Handers, Reds Pitchers vs	333
Affiliates, Through the Years	258	Road Totals, Reds Batters	335
Award Winners, 2022 Minor League.....	261	Road Totals, Reds Pitchers.....	335
Barton Scout of the Year Award	236	Scoring Position, Reds Batters With Runners In.....	339
Bender Award Winners.....	259	Standings, 2022 MLB Final.....	302
Coordinators	240-242	Starters by Position	314
Cross Checkers, Photos	237	Starters/Relievers Comparison	313
Directory, Player Development and Scouting.....	236	Statistics and Rankings, AL.....	355-357
Draft, 2022	259	Statistics and Rankings, NL	348-350
Draft, All-Time No.1 Draft Selections	260	Transactions.....	342-347
International Scouting, Photos	238	Wins in Last At-Bat	316
Managers/Coaches	248-257	Won-Lost Breakdowns	315
Minor League Leaders, 2022	262		
Minor League Statistics, 2022.....	263-268	Opponents.....	363-390
Player Development Department.....	239-245	Ballparks, Major League Directory.....	389
Players	270-300	Opponents, AL	381-388
Pro/Amateur Scouts, Photos	237	Opponents, NL.....	367-380
Scouting Supervisors, Photos	238	Record vs AL.....	381
Top Prospects	261	Record vs NL	364-366



TABLE OF CONTENTS / INDEX

Reds History	391-488
All-Stars, All-Time.....	436-437
Attendance, Year-by-Year.....	398
Award Winners.....	434-435
Ballpark History.....	400-401
Ballparks, Through the Years.....	399
Batting, Individual Records.....	460-463
Batting Records, Single Game.....	464-466
Batting, Reds League Leaders.....	457
Batting, Top Five.....	458
Batting, Year-by-Year Team Stats.....	452
Batting, Yearly Individual Leaders.....	453-457
Club Records, Batting.....	459
Club Records, Fielding.....	480
Club Records, Pitching.....	475
Coaches, Since 1900.....	403
Fielding, Individual Records.....	482
Fielding, Year-by-Year.....	480
Games By Position, Most Career.....	482
Hall of Fame, National.....	418-419
Hall of Fame, Reds.....	420-428
Hall of Fame and Museum, Reds.....	428
Highest Scoring Games.....	449
Home Runs, Grand Slams.....	458
Home Runs, Great American Ball Park.....	467
Home Runs, Reds Trios/Duos.....	461
Home Runs, Reds w/30 in a season.....	461
Home Runs, Year-by-Year.....	451
Homestands, Best.....	450
Important Dates, Reds History.....	352-393
Inning, Biggest Ever.....	464
Last Time it Happened.....	483-488
Managers, Since 1900.....	402
Managers, Winningest.....	402
Marathons.....	449
Miscellaneous Records.....	482
Miscellaneous Hitting Feats.....	465-466
Miscellaneous Pitching Feats.....	477-478
Most Seasons, Players.....	411
No-Hitters.....	479
Opening Day Lineups, Since 1900.....	440-444
Opening Day Results.....	442-446
Perfect Game.....	479
Pitching, Individual Records.....	474
Pitching, Reds League Leaders.....	473
Pitching, Top Five.....	474
Pitching, Yearly Individual Leaders.....	468-472

Pitching, Year-by-Year Statistics.....	468
Pitching Records, Single Game.....	478
Players Statues.....	432-433
Players/Pitchers/Rookies of the Week/Month.....	438-439
Record, Home/Road, Since 1900.....	397
Record, Year-by-Year.....	394-396
Retired Uniform Numbers.....	429-431
Road Trips, Best.....	450
Roster, All-Time, Post-1900.....	404-4011
Roster, All-Time, Pre-1900.....	404
Streaks, Winning and Losing by Season.....	448
Strikeouts, Most by Reds Batters in Game.....	465
Uniform Numbers, All-Time.....	412-417

Reds in Postseason	489-524
Batting Leaders.....	495
Club Records.....	493-494
Individual Batting Records.....	492
Individual Pitching Records.....	496
Miscellaneous.....	500
Pitching Leaders.....	497
Postseason History.....	490
Roster, All-time Postseason.....	491
Series Results, By Year.....	500-523

Media and Other Info	525-542
Affiliates, Radio.....	529
Ballpark Guest Guide.....	540
Batting Practice Schedule, 2023.....	530
BBWAA, Cincinnati Chapter.....	532
Broadcasters, All-Time.....	526-530
Covering the Beat, Photos.....	532
Directory, MLB Front Office.....	535
Game Broadcast.....	530-531
Media Outlets, Local.....	533
Media Relations Information/Guidelines.....	530
Media Relations Directory, MLB Clubs.....	539
National Baseball Hall of Fame Information.....	534
Reds on the Airwaves.....	526
Rules of Interest, MLB.....	534-535
Seating Chart, Great American Ball Park.....	540
Spring Training Information.....	536-538



STAFF DIRECTORY
INVESTORS
Robert H. Castellini – W. Joseph Williams Jr. – Thomas L. Williams

Lindner Reds Baseball IV LLC – Frank Cohen – William J. Reik

Buy Buy Baseball, LLC – EMK Investment Company, LLC – Larry Sheakley – Jeffrey L. Wyler

Harry J. Fath – Jeffrey L. Gendell – Edwin J. Rigaud, AACE, LLC – HKR Baseball, LLC – Ronald L. Sargent

John H. Wyant – George H. Vincent, Queen City Diamond, LLC – Heading for Home, LLC – Art Hauser

EXECUTIVE OFFICE

Robert H. Castellini Chief Executive Officer
 W. Joseph Williams Jr. Chairman
 Thomas L. Williams Vice Chairman
 Phillip J. Castellini President & Chief Operating Officer
 Shellie Petrey Executive Operations Manager
 Nick Krall Vice President and General Manager
 Sarah Vedder Executive Assistant to VP & GM
 Christopher L. Fister Secretary and Treasurer
 Karen Forgus Senior Vice President of Business Operations
 Emily Mahle Business Operations Assistant
 Doug Healy Senior Vice President of Finance and CFO
 James A. Marx, Esq. Chief Legal Counsel
 Teena Schweiher Executive Assistant to CLC and CFO

BASEBALL OPERATIONS
Front Office

Nick Krall Vice President and General Manager
 Sarah Vedder Executive Assistant to VP & GM
 Sam Grossman Vice President, Assistant General Manager
 Brad Meador VP/Assistant GM, Scouting & Player Dev.
 Chris Buckley Vice President, Player Personnel
 Jeff Graupe Vice President, Player Acquisition & Strategy
 Buddy Bell Vice President, Senior Advisor to GM
 Mark Edwards Director, Baseball Operations
 Cameron LeBlanc Baseball Operations Analyst
 Nick Perez Baseball Operations Analyst
 Bo Thompson Director, Integrated Baseball Info & Video
 Edgar Ferreira Coordinator, Major League Video & Tech

Baseball Analytics

Nick Wan Director, Baseball Analytics
 Chris Jackson Senior Data Scientist
 Sean Fischer Data Scientist
 Matt Boyd Junior Data Scientist
 Sam Gasell Junior Data Scientist
 Andrew Helmreich Junior Data Scientist
 Matthew Lehman Junior Data Scientist
 Sydney Newman Junior Data Scientist
 Sam Rizzuto Player Development Analyst
 Jordan Wergiles Coordinator of Player Dev. Analytics

Pro Scouting

Rob Coughlin Senior Director of Professional Scouting
 Cam Bonifay Special Assistant to GM & Player Personnel
 “J” Harrison Special Assistant to the General Manager
 John Morris Special Assistant to the General Manager
 Jeff Schugel Special Assistant to the General Manager
 Daniel Beattie Coordinator, Professional Scouting

Amateur Scouting

Joe Katuska Director, Amateur Scouting
 Paul Pierson Asst. Director, Scouting/Midwest Crosschecker

International Scouting

Trey Hendricks Senior Director, International Scouting
 Greg McMillin Asst. Director, Player Dev. & Int'l Scouting
 Hernan Albornoz Director, South America Scouting
 Emmanuel Cartagena Director, Caribbean Scouting
 Grayson Skweres International Scouting Analyst

Player Development

Shawn Pender Vice President, Player Development
 Jeremy Farrell Senior Director, Player Development
 Greg McMillin Asst. Director, Player Dev. & Int'l Scouting
 Eric Davis Special Assistant, Player Performance
 Bill Doran Special Assistant, Player Performance
 Mario Soto Special Assistant, Player Performance
 Melissa Hill Coordinator, Baseball Administration
 Mitchell Bonds Coordinator, Minor League Video & Tech
 Chris Gabriel Specialist, Minor League Video & Tech
 Chris Tremie Field Coordinator
 Bryan Conger Pitching Coordinator
 Casey Weathers Pitching Coordinator
 Dave Hansen Hitting Coordinator
 Jim Rickon Hitting Coordinator
 Kevin Mahar OF/Baserunning Coordinator
 Jose Nieves Infield Coordinator
 Corky Miller Catching Coordinator
 Luis Bolívar Academies Coordinator
 Joel Noboa Latin America Field Coordinator
 Simon Mathews Asst. Coord. of Rehab & Pitching Initiatives
 Aaron Bond Rehabilitation Coach
 Jon Snyder Minor League Equipment Manager
 John Bryk Minor League Clubhouse Assistant
 Juan Peralta Academy Director, Latin America
 Joel Rosario Assistant, Latin America Operations
 Carlos Fernandez Tech Asst., Latin America Operations

Health & Performance

Dr. Andrew Razzano	Team Physician
Dr. Timothy Kremchek	Orthopaedic Consultant
Sean McQueeney	Head Athletic Trainer, PT, DPT, ATC
Ryan Ross	Assistant Athletic Trainer, M.S., ATC, CSCS
Tomas Vera	Assistant Athletic Trainer, ATC
Takeshi Yamamoto	Health & Performance Specialist
Rob Fumagalli... Dir., Strength & Conditioning, CSCS, RSCC*D	
Aaron Reis... Asst. Dir., Strength & Conditioning, CSCS, RSCC	
Danny Escobar	Minor League Asst Str. & Cond. Coord.
Kenny Matanane.... Asst Mnr Lg Str & Cond Coord/Rhb Coach	
Eric Gonzalez	Director of Rehab and Physical Therapy
Garrett Valls	Coordinator, Rehab & Physical Therapy
Zach Mason	Physical Therapist, Goodyear
Ariana Calderon	Minor League Physical Therapist, DR
Ashley Meuser	Major League Sports Dietician
Rachel Sharley	Minor League Dietician
Aaron Cunanan.....	Director of Applied Sports Science
Dan Adams	Major League Applied Sports Scientist
Jason Stone	Applied Sports Science Coordinator
Patrick Serbus	Director, Minor League Athletic Training
Clete Sigwart	Manager, Athletic Training
Manny Lopez	Latin American Medical Coordinator
Dr. Vanessa Shannon.....	Director of Mental Performance
Rafael Dubois	Mental Performance Coach
Connor Ryan.....	Mental Performance Coach
Becky Schnakenberg	Manager of Wellness & Education
Kaitlin Beltre.....	Education Coordinator
Tim Rosenbaum	Life Skills Supervisor
Rafael Castillo.....	Wellness Coach

Arizona Operations

Mike Saverino	Operations Manager
Branden Croteau	Coordinator, Arizona Operations

Major League Team Travel

Gary Wahoff.....	Senior Director, Team Travel
Stiles Burr	Assistant, Team Travel

Media Relations

Rob Butcher	Vice President, Media Relations
Larry Herms	Director, Media Relations
Jamie Ramsey	Director, Media Relations, Digital Content
Jorge Merlos.....	Spanish Translator/Media Relations Assistant

Clubhouse

Rick Stowe	Senior Director, Clubhouse Operations
Josh Stewart.....	Visiting Clubhouse Manager
Mark Stowe	Reds Clubhouse Assistant

BALLPARK OPERATIONS

Tim O'Connell..... Sr. Vice President of Facilities & Operations

Ballpark Operations

Sean Brown	Vice President of Ballpark Operations
Colleen Rodenberg	Sr. Director of Ballpark Administration
Jan Koshover	Director of Guest and Event Ops.
Jen Clemens.....	Ballpark Administrative Services Manager
Madison Plucinski.....	Ballpark Ops. Admin Coordinator
Braeden Long	Ballpark Ops. Coordinator

Robert Burkhardt.....	Finish Carpenter
Richard Kleinwachter	Electrician
Daniel Korb	Electrician
Johnny Dozier	HVAC Technician
Bob O'Leary.....	HVAC Technician
Alex Schaefer	HVAC Technician
Don Eichstadt.....	Refrigeration & Food Svc. Eqpt. Mechanic
Joe Simpson	Maintenance Worker I
Jon Phelps	Ops QA/QC
Phil Stall	Painter
Justin Harness.....	Plumber
Daniel Schmalz.....	Plumber
Joe Carr	Shipping & Receiving Clerk

Field Operations

Derrik Grubbs.....	Director of Grounds & Head Groundskeeper
Robbie Dworkin	Assistant Head Groundskeeper
Devin Herman.....	Grounds Supervisor
Steve Myers.....	Youth Academy Field Maintenance Manager

Public Safety and Security

Rick Neville.....	Director of Public Safety and Security
Craig Heintzelman.....	K9/Security Supervisor
Dewitt Anderson	Public Safety Officer
John Brehm.....	Public Safety Officer
Lynn Caldwell.....	Public Safety Officer
Nick Cola.....	Public Safety Officer
Kyle DeWine	Public Safety Officer
Logan Lucas	Public Safety Officer
Cynthia Mazur.....	Public Safety Officer
Patrick Sponsler	Public Safety Officer
Vincent Steinwert	Public Safety Officer
Richard Toschlog	Public Safety Officer

Public Safety K9 Teams

Craig Heintzelman & Gator.....	Public Safety K9 Team
Craig Heintzelman & Paisley	Public Safety K9 Team
Logan Lucas & Rookie	Public Safety K9 Team
Sara Coberly & Milan	Public Safety K9 Team
Steve Bernard & Blizzy.....	Public Safety K9 Team
Charlie Saylor & Meta	Public Safety K9 Team

BUSINESS OPERATIONS

COMMUNICATIONS AND MARKETING

Ralph Mitchell..... Vice President of Comm. and Marketing

Communications, Digital Media & Creative Services

Lisa Braun.....	Sr. Director, Social Media & Content Strategy
Jarrod Rollins.....	Senior Director of Communications
Michael King	Director of Creative
Michael Anderson.....	Director of PR & Photography
Chadwick Fischer.....	Director of Social Media
Brendan Hader	Sr. Manager of Communications
Sara Green	Design Manager
Lori Watt.....	Mgr, Promo Procurement & Brdcast. Relations
Nolan Mattson	Social Media Manager
Caitlin Schulte.....	Graphic Designer
Emilee Chinn.....	Team Photographer

PROMOTIONAL EVENTS AND PRODUCTIONS

Zach BonkowskiVice President of Promo Events/Prod.

Promotional Events and Player Relations

 Jim Myers Authentics Director
 Sean Molloy Authentics Coordinator
 Nick St. Pierre Promotional Events Manager
 William Ng Promotional Events Coordinator
 Sam Palian Promotional Events Coordinator

Productions

 Jami Itiavkase Senior Director, Reds Productions
 Billy Johnson Director, Game Presentation
 Nick Prince Sr. Video Productions & Technical Specialist
 Nicholas Wedge Sr. Motion Graphics Designer
 Kaitlin Simcoe Sr. Mgr, Promo Events & Game Presentation
 Brent Vinson Video Engineer - Technical Manager

CORPORATE PARTNERSHIPS

 Bill Reinberger Vice President of Corporate Partnerships
 Dave Collins Director of Sponsorship Development
 Dan Lewis Corporate Partnerships Manager
 Todd Richardson Corporate Partnerships Manager
 Dave Simmons Corporate Partnerships Manager
 Jason Strine Corporate Partnerships Manager
 Joe Zerhusen Broadcast and Affiliates Manager
 Chelsea Carter CRM Manager
 Jessica Jamison Senior Corporate Services Manager
 Caroline Buckley Corporate Services Manager
 Connor Novakov Corporate Services Manager
 Brandon Bowman Trafficking Coordinator
 Denise Lockwood Corporate Sales Administrator

FINANCE AND ADMINISTRATION

Bentley "B.J." Viator Vice President of Finance, Controller

Accounting

 Jill Niemeyer Accounting Manager
 Cathy Brakers Senior Accountant
 Leah Brandenburg Senior Accountant

Human Resources

 Victor Livisay Vice President, People & Culture
 Amy Ford Manager, Benefits and Wellness
 Stephanie Gibbs Talent Acquisition Manager
 Alex Vigil HR Business Partner, Baseball Operations

Payroll

Leanna Priest Director of Financial Reporting and Payroll

INFORMATION TECHNOLOGY, BASEBALL DATA & DEVELOPMENT AND BUSINESS ANALYTICS

Brian Keys Senior Vice President of Technology

Baseball Data & Development

 Mickey Mentzer Director of Data Systems & Development
 Brett Elkins Sr. Systems Architect, Baseball Systems
 Bryce Dugar Data Engineer, Baseball Systems
 Greg Peffley Data Engineer, Baseball Systems
 Andrew Kyne Data Quality Engineer, Baseball Systems
 Joe Delia Developer, Baseball Systems
 Kyle Nichting Application Development Manager
 Ryan Bailey Senior Application Developer

 Samantha Brown Application Developer
 Katie Hulsman Application Developer
 Scott Sullivan UX Developer
 Jim Ellis Developer, Baseball Systems
 Nick Millet Developer, Baseball Systems
 Sydney Jones Project Manager

Technology

 Chris Renner Senior Systems Engineer
 Clinton Van Anel Systems Administrator
 Alex Meyer Systems Engineer
 Randy Newsome Systems Engineer
 Jason Stell DevOps. Engineer
 James Atkinson Cyber Security Analyst

Business Analytics

 Mark Boone Business Analytics Developer
 Kristin Elliott Business Application Manager
 Paige Smith Manager of Business Analysis
 Grace Spencer Business Analyst
 Joe Enriquez Application Developer

TICKETS AND BUSINESS DEVELOPMENT

Aaron Eisel Vice President of Ticketing and Business Dev.

Single Game Ticketing & Consumer Clubs

 Kristen Meyers Director of Single Game Ticketing
 Kayla Umberg Consumer Clubs Manager
 Jake Eby Single Game Ticketing Manager

Special Events

 Vicki Volp Sr. Manager of Special Events Sales and Ops.
 Christian Sharp Manager of Special Events Operations
 Abby Besson Event Services Coordinator

Ticket Operations

 Jacob Widerschein Senior Director of Ticket Operations
 Todd Wuest Director of Ticket Operations
 Matthew Ollerdisse Director of Ticketing Strategy
 Bev Bonavita Senior Manager of Season Ticket Operations
 Billy Byrnes Senior Manager of Ticket Operations Events
 John Rieder Group Operations Manager
 Catie Bock Sr. Mgr. of Ticket Operations Customer Service
 Jon Myers Ticketing CRM Manager
 Emma Murphy Ticketing CRM Coordinator
 Emily Salatin Ticket Operations Coordinator
 Chris Calo Senior Business Analyst
 Craig Warman Director of Customer Service
 Frank Rosiello VIP Ticket Concierge

Ticket Sales and Service

 Mark Schueler Senior Director of Ticket Sales & Service
 Patrick Montague Director of Ticketing New Business
 Shelley Volpenhein Director of Season Ticket Membership
 Chris Bausano Director of Premium Sales & Service
 Carmen Alberini Zerhusen Director of Group Sales & Dev.
 Chris Herrell Season Sales Manager
 Drew Whitaker Sales Development Manager
 Blake Williams Sr. Account Executive, New Business Dev.
 Maria Mallon Account Executive, New Business Dev.
 Annie Menegay Account Executive, New Business Dev.
 Eric Keller Sr. Account Executive, Retention and Sales
 Nick Fedders Account Executive, Retention and Sales

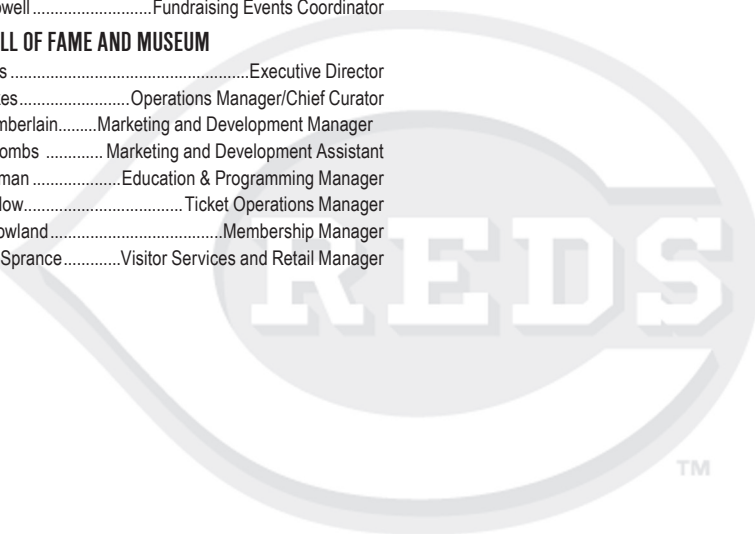
Angel GonzalezAccount Executive, Retention and Sales
 Ryan Rizzo..... Premium Sales Manager
 Megan Stuerenberg.....Dir, Ownrshp Svcs & Plyr Fam Relat.
 Kory Hetzer.....Suites and Premium Service Executive
 Craig Sample Premium Service Executive
 Reilly Burns..... Group Account Executive
 Cardell Carter Group Account Executive
 Nick Geraci Group Account Executive
 Tiffany Huffman Group Account Executive

REDS COMMUNITY FUND AND COMMUNITY RELATIONS

Charley FrankExecutive Director, RCF and CR
 Lindsey Dingeldein Sr. Dir, Community Relations & Ops.
 Jerome Wright Director, Reds Youth Academy
 Matthew Wagner Director of Finance & Administration
 Kevin Coe.....Assistant Director, Reds Youth Academy
 Danielle Discepoli..... Outreach Manager
 Sara KohlsOutreach Events & Education Coordinator
 Kenny Pope..... Youth Baseball & Softball Coordinator
 Adriana Pons Diversity & Community Relations Coord.
 Celina PowellFundraising Events Coordinator

REDS HALL OF FAME AND MUSEUM

Rick WallsExecutive Director
 Chris Eckes.....Operations Manager/Chief Curator
 Erin Chamberlain.....Marketing and Development Manager
 Garrett Combs Marketing and Development Assistant
 Ken FreemanEducation & Programming Manager
 Mark Harlow..... Ticket Operations Manager
 Sherry Rowland.....Membership Manager
 Christina Sprance.....Visitor Services and Retail Manager





ROBERT H. CASTELLINI

CHIEF EXECUTIVE OFFICER

On Nov. 2, 2005, the Cincinnati Reds announced that the controlling interest in the club would be acquired by a group of Cincinnatians led by Robert H. Castellini, Chairman of Castellini Company.

Other members of the group acquiring the controlling interest include Thomas L. Williams and W. Joseph Williams, Jr., President and Chairman, respectively, of Cincinnati based North American Properties.

The sale of the club was completed on Jan. 19, 2006, and Mr. Castellini assumed control of the Club as its Chief Executive Officer.

Mr. Castellini has been involved in Major League Baseball for close to 40 years. His involvement included a minor interest in the Cincinnati Reds as part of the Williams family ownership until that interest was sold in 1984.

He became a partner in the Texas Rangers in 1989 and the Baltimore Orioles in 1993. From 1995 until 2006 Mr. Castellini was a major partner in the St. Louis Cardinals. His interest in the Cardinals was sold as a condition of his acquisition of the Cincinnati Reds.

Mr. Castellini has been the Chairman of Castellini Group of Companies since 1992, following tenures as Executive Vice President from 1967–1970 and President from 1970–1992. The Castellini Company businesses include perishable distribution, food processing, public warehousing, transportation logistics and leasing.

In 1963, he graduated from Georgetown University with a degree in economics and after two years as an officer in the U.S. Army he received his MBA from Wharton Graduate School in 1967.


Mr. Castellini is very active in the Cincinnati community. He served as a member of the Board of Trustees for Xavier University as well as Chairman of Xavier’s Development Committee, member and Past President of the Cincinnati Business Committee, a member of the Commercial and Commonwealth Clubs of Cincinnati as well as past president of both clubs, member of the Chief Executives Organization and Past President of the Young Presidents’ Organization, Cincinnati Chapter. He donates his time as a board member of the Cincinnati Center City Development Committee (3CDC), chairman of the Joint Banks Steering Committee, Board Chair of Cincinnati Equity Fund and was instrumental in establishing the Good Samaritan Free Health Center and the Endowed Chair in Cardiothoracic Surgery at the Christ Hospital.

He has also been a member of the boards of directors for PNC Bank, Ohio and United States Playing Card Company, Comair Airlines, Babson College Board of Trustees, Denison University Board of Trustees and President of the Queen City Club. Mr. Castellini has been Chairman of the Boards of Trustees for both Tri Health, Inc., the Good Samaritan Hospital and the Cincinnati Zoo, a Board of Trustees member for the National Underground Railroad Freedom Center and the Cincinnati Art Museum.

Bob is married to Susie Castellini and they have four children and 12 grandchildren.

REDS CEOs THROUGH THE YEARS

Aaron Champion.....	1869–70	Powel Crosley Jr.....	1934–46
Josiah L. Keck.....	1876–77	Warren C. Giles.....	1946–51
J. Wayne Neff.....	1878–79	Powel Crosley Jr.....	1951–61
Justus Thorner.....	1882–83	William O. DeWitt.....	1961–66
Aaron S. Stern.....	1884, 1887–90	Francis L. Dale.....	1967–73
George Herancourt.....	1885	Robert L. Howsam.....	1973–78
John Hauck.....	1886	Dick Wagner.....	1978–83
John T. Brush.....	1891–02	Robert L. Howsam.....	1983–85
Gary Herrmann.....	1902–27	Marge Schott.....	1985–99
C.J. McDiarmid.....	1928–29	Carl H. Lindner.....	1999–2006
Sidney Weil.....	1930–33	Robert H. Castellini.....	2006–Present



W. JOSEPH WILLIAMS, JR.

CHAIRMAN

Joe Williams is the Chairman of North American Properties, a national real estate development company. Mr. Williams joined North American as an Executive Vice President in 1970. He was the President from 1984 through 1994. Since 1994, he has served as Chairman of the Board.

Mr. Williams served in the United States Army prior to joining North American Properties.

Mr. Williams is the Chairman and one of the principal owners of the Cincinnati Reds.

Mr. Williams' family has a long history with Major League Baseball. Mr. Williams' father, William J. Williams, Sr., served as Vice President and part owner of the Cincinnati Reds from 1966 to 1982 before becoming General Partner in 1982. During the period from 1970 to 1982, Mr. Williams, Jr. served on the Board of Directors of the Cincinnati Reds. The family sold its interest in 1984. In 1993, Mr. Williams became a part owner of the Baltimore Orioles. Mr. Williams was an owner of the St. Louis Cardinals from 1996 to 2005.

He graduated from Xavier University in 1969.

Joe Williams is married to Judy Williams. The Williams have two children and seven grandchildren.



THOMAS L. WILLIAMS

VICE CHAIRMAN

Tom Williams is President and Chief Executive Officer of North American Properties, a national real estate development company. He has been President of North American Properties since 1994 and served as Vice President from 1986 through 1994. He was an associate with the law firm Frost & Jacobs from 1983 through 1986.

Mr. Williams is Vice-Chairman and one of the principal owners of the Cincinnati Reds. He is a former owner of the St. Louis Cardinals from 1996 to 2006 and, prior to that, was an owner of the Baltimore Orioles.

Mr. Williams is one of the principal owners and a board member of Skyline Chili, Inc. He completed a purchase agreement in December 2020 to assure this iconic Cincinnati brand will remain privately held by local ownership with deep Cincinnati roots, while simultaneously positioning itself for continued success and growth.

Mr. Williams is a co-founder of Nehemiah Manufacturing Co. Nehemiah was founded in 2009 with the mission to build brands, create jobs, and change lives. Nehemiah is committed to bringing manufacturing jobs back to the inner city of Cincinnati to stimulate community development and economic growth. Nehemiah is a second-chance company. Many employees who come to Nehemiah just need a chance to prove themselves.

Mr. Williams currently serves on numerous Boards including JobsOhio, Western and Southern Financial Group, Cincinnati Equity Fund, Cincinnati Center City Development Corporation (3CDC), Cintrifuse, and Cincinnati USA Regional Chamber. He is also a member of the JobsOhio Executive Committee and Investment Committee. He is a member of Western and Southern's Executive Committee and Finance Committee and is Chairman of the Western & Southern Foundation. He chairs 3CDC's Development and Finance Committee, and he is a member of the Cintrifuse Executive Committee.

Mr. Williams is a member of the Commission for Inclusive Capitalism. He is a Cochair of the Child Poverty Collaborative. He is an advisory member of The Cincinnati Chamber's Workforce Innovation Center. He is a member (past Chair) of REDI (Regional Economic Development Initiative) Cincinnati, and he is Co-Chair of Build Our New Bridge Now Coalition.

Mr. Williams is a member and past Chairman of the Cincinnati Business Committee (CBC), Co-Chair of the CBC's Economic Development Committee, and Co-Chair of the CBC's Education Committee. He is one of the founding members and past Chairman (August 2012 – April 2015) of the Cincinnati Regional Business Committee (CRBC) and serves on the Economic Development Committee, the Education Committee, and the Government Affairs Committee.


Mr. Williams is a board member of Accelerate Great Schools and Teach For America. He is also a board member of the Thomas J. Emery Memorial Foundation. He is Chairman Emeritus of the LISC Local Advisory Committee, and a member of the Cincinnati Art Museum Nominating Committee. He is also a member of the World Presidents' Organization and past member of the Young Presidents' Organization (past president), and a member of the Chief Executives Organization. He is a member of the Commonwealth Club of Cincinnati (past president) and a member of the Commercial Club of Cincinnati (past President).

Some of Mr. Williams' past activities include membership of the boards of AAA Cincinnati, the Children's Home of Cincinnati, the Cincinnati Art Museum, the Cincinnati Zoo (past president), Downtown Cincinnati, Inc., Georgetown University's Board of Regents, Leadership Scholars, PNC Bank Ohio, The Port of Greater Cincinnati Development Authority, St. Joseph Home, Summit Country Day School, and Xavier University.

Mr. Williams is a member of the Camargo Club, the Cincinnati Country Club, Baker's Bay Golf and Ocean Club, Naples Yacht Club, Northport Point, the Queen City Club, Royal Poinciana Golf Club and the Snowmass Club.

Mr. Williams is a graduate of Georgetown University and the University of Cincinnati College of Law.

Tom Williams is married to Jenny Williams. The Williams have three children and two grandchildren.



PHILLIP J. CASTELLINI

PRESIDENT AND CHIEF OPERATING OFFICER

As President and Chief Operating Officer of the Cincinnati Reds, Phillip J. Castellini is responsible for all business and ballpark operations of the organization, including a primary focus on the growth of new revenue through ticket sales, corporate sponsorships and special events. Mr. Castellini works closely with team concessionaire Delaware North Companies (DNC) on merchandising, licensing and food and beverage options. Additionally, Mr. Castellini oversees the Reds broadcast relationships.

During his tenure, Mr. Castellini has made fan engagement a priority throughout the organization. He successfully developed and produced the Reds commemoration of the Reds 150th Anniversary as the nation's first professional baseball team

throughout the 2019 season. .

As head of business operations, Mr. Castellini has led the planning and design of the extensive capital improvements in and around the ballpark that enhance the fan experience. The Boone County Bourbon Press Club debuted in 2020, a bourbon themed premium seating area located behind home plate in the former press box offering first-class dining and amenities. In 2021, the new Tri Health Family Zone opened on the view level overlooking the Ohio River and The Banks Entertainment District. The Family Zone is a combination of indoor and outdoor interactive spaces including a kid's play area, family focused concession stand, beer and wine bar, large two seat swinging benches that overlook the river, miniature batting cages and relaxing lounge spaces for the whole family. The indoor spaces include a second Mother's nursing suite, a sensory room experience, reading and activity room.

Under Mr. Castellini's direction, locally renowned food and beverages are now served throughout the ballpark which broadly expands the traditional ballpark offerings. His commitment to fan entertainment reaches beyond the ballpark with the annual production of the best-in-class events such as Redsfest, the Opening Day Block Party, the Reds Caravan, the Hall of Fame Induction Gala, and numerous events for the Reds Community Fund.


Mr. Castellini also plays a pivotal role in the club's community efforts, serving as an executive committee board member for the Reds Community Fund. He assisted with the development of funding for the P&G Cincinnati MLB Urban Youth Academy in Roselawn, which broke ground in 2013 and opened in 2014. This academy is the first in the Midwest as part of Major League Baseball's Urban Youth Academy program. Annually, Mr. Castellini and the Reds Community Fund invests with other local partners in a Community Makeover Project for the purpose of improving the lives of that community by providing facilities where youth can enjoy baseball and other needed services.

On the league-wide level, Mr. Castellini was instrumental in securing Cincinnati as the host city for the 2015 Major League Baseball All-Star Game. He also represents the Reds as one of eight teams on Major League Baseball's Diversity & Inclusion and International Committees.

After first joining the Reds following the 2005 season as Senior Director of Business Operations, Mr. Castellini was promoted to Senior Vice President of Business Operations in January 2007 before assuming his current position in January 2008. He reports directly to Reds CEO Bob Castellini and works closely with the ownership group.

In addition to his Reds duties, Mr. Castellini is an active member of the Greater Cincinnati community. He is currently a member of institutions such as the TriHealth, Inc. Board, Cincinnati Regional Business Committee (CRBC) Board, Cincinnati Innovation District Advisory Council, Transportation Business Coalition, Young Presidents' Organization, Commonwealth Club and Queen City Club. Since 1993 he also has served as President of Merchants Cold Storage in Walton, Kentucky.

A graduate of Babson College, Mr. Castellini has a Bachelor of Science, Marketing and Entrepreneurial studies and a minor in literature. He also has attended post-graduate studies through the University of Pittsburgh's Semester at Sea program. He and his wife Britt have five children: Lucia, Gabriella, Chloe, Millie and John James.





BARRY LARKIN

SENIOR ADVISOR, BUSINESS & BASEBALL OPERATIONS

Hall of Fame shortstop Barry Larkin is in his eighth season in the front office, his first as Senior Advisor, Business & Baseball Operations. Prior to his current position, where he plays a crucial role advising to optimize player performance, Larkin worked for two years as Senior Advisor to President and COO Phil Castellini after spending the previous five years as Special Assistant to the General Manager. He also serves as a color analyst on Reds television broadcasts. The Cincinnati native spent his entire 19-year Major League career with the Reds. He was a 12-time National League All-Star, voted in five times as a starter. He won the 1995 NL MVP Award, a World Series championship in 1990, nine Louisville Slugger Silver Slugger Awards and three Rawlings Gold Glove Awards for defensive excellence. He was inducted into the Reds Hall of Fame in 2008 and into the National Baseball Hall of Fame in Cooperstown in 2012. Following retirement as a player, Larkin joined the front office of the Washington Nationals then went on to TV analyst roles at MLB Network and ESPN. In 2015, he rejoined the Reds organization as a roving minor league infield instructor.



NICK KRALL

VICE PRESIDENT, GENERAL MANAGER


Nick Krall enters his 21st season with the Reds, his sixth as Vice President, General Manager and his third as head of the team's baseball operations department. On October 19, 2020 he was named the Reds' top baseball official. Krall spent the 2016 and 2017 seasons as Vice President, Assistant General Manager, and on May 9, 2018 he was named the Reds' 19th general manager. In that GM role, in 2020 he helped guide the club to its first Postseason appearance since 2013.

In his current General Manager role, he oversees all aspects of the Baseball Operations department. This includes all Major League operations: administration, arbitration, contract negotiations, rules and waivers compliance, and player acquisitions, Player Development, Amateur Scouting, International Scouting, Professional and Analytics. In his previous role, Krall oversaw the Professional Scouting department and the Baseball Operations Intern program, which has led to numerous former interns finding employment in the baseball industry.

Krall was hired by the Reds in 2003 to oversee the team's advance scouting preparation. In 2008, he was promoted to Assistant Director of Baseball Operations, a role he served until 2013, when he was promoted to Asst. Director of Baseball Operations. In 2014, he became Sr. Director of Baseball Operations and in 2015 was promoted to Assistant GM. Before coming to Cincinnati, Krall worked for the Oakland Athletics during the 2001 and 2002 seasons, in various capacities, including Baseball Operations. Prior to his stint in Oakland, he interned for the now defunct New Jersey Cardinals of the NY Penn League. A Rossville, PA native, Krall received his B.E. in Kinesiology from Louisiana State University in 2000. He currently resides in Northern Kentucky with his wife and their two daughters.

REDS GENERAL MANAGERS THROUGH THE YEARS

John Brush	1891-02	Bill Bergesch.....	1984-87
Garry Herrmann.....	1902-27	Murray Cook.....	1987-89
C.J. McDiarmid.....	1927-29	Bob Quinn.....	1989-92
Sidney Weil.....	1929-33	Jim Bowden.....	1992-2003
Larry MacPhail.....	1933-36	Dan O'Brien.....	2003-06
Warren Giles.....	1936-51	Wayne Krivsky.....	2006-08
Gabe Paul.....	1951-60	Walt Jocketty.....	2008-2015
William O. DeWitt.....	1960-66	Dick Williams.....	2016-2018
Bob Howsam.....	1967-78, 1983-84	Nick Krall.....	2018-Present
Dick Wagner.....	1978-83		



WALT JOCKETTY

EXECUTIVE ADVISOR TO THE CEO

After serving from 2008–2016 as the President of Baseball Operations and General Manager for the Reds, Mr. Jocketty transitioned into a new role as Executive Advisor to the CEO. Mr. Jocketty is in his 48th season in professional baseball. After the 2014 season, Mr. Jocketty received the John Schuerholz Award honoring his 20 years of service as a general manager. In 2010, he was named Major League Baseball's Executive of the Year by Sporting News after leading the Reds to an NL Central title and the club's first playoff appearance since 1995. He previously received that honor in 2000 and 2004 and the same from Baseball America in 2000. In 2004, he also received the Rube Foster Legacy Award from the Negro Hall of Fame as National League Executive of the Year. Before joining the Reds, Mr. Jocketty spent 13 years with the St. Louis Cardinals as Vice President and General Manager. He assembled teams that made seven playoff appearances and won six outright NL Central titles, two NL pennants and the 2006 World Series. In February 2007, he was inducted into the Missouri Sports Hall of Fame. In 1993, prior to his tenure with the Cardinals, Mr. Jocketty joined the Colorado Rockies as assistant general manager/player personnel. This was after working for the Oakland Athletics for 14 seasons where he was hired in 1980 as director of minor league operations and scouting and later, director of baseball administration. He was instrumental in overhauling the organization's minor league system and played a key role in establishing the Arizona Rookie League and the Dominican Summer League. Mr. Jocketty and his wife, Sue, reside in Paradise Valley, AZ. Their daughter Ashley and son Joey also reside in Phoenix, AZ. Joey is a pro scout for the Reds.



KAREN FORGUS

SENIOR VICE PRESIDENT OF BUSINESS OPERATIONS

Karen Forgus is a native Cincinnati and lifelong Reds fan who is in her 17th season with the organization, joining in December 2006 as Vice President of Marketing and Communications before later assuming her current role as Senior Vice President of Business Operations. She and Phil Castellini serve as the lead- liaisons for the Reds' civic, business, and non-profit relationships, as well as with Major League Baseball for business operations.

In her current role, Karen oversees ticket sales, corporate sponsorships, community relations, marketing, communications, broadcasting, in-game entertainment and productions, consumer clubs, public relations, and promotional events. Karen leads the Reds Way customer service model used in-park by Reds employees and Reds partners. And, all content generated for all Reds social, digital, and traditional platforms is coordinated through her office.

In 2014, Karen was selected as a "Game Changer" by Sports Business Journal. The honor is presented annually to recognize women who are having a major impact in sports business.

Karen is on the boards of the Cincinnati USA Regional Chamber and the Convention & Visitors Bureau, the Cincinnati Reds Hall of Fame, and the Reds Community Fund. She serves on the 3CDC Event & Sponsorship Committee, the Xavier University Leadership Advisory Council, and is a member of the Cincinnati Women's Executive Forum.

Karen holds a Bachelor of Science degree from the University of Dayton. Her daughters Rachel, Leah and Hope carry the same love of Reds baseball that began with Karen's parents, Bob and Jean Kraft.



DOUGLAS W. HEALY

SENIOR VICE PRESIDENT OF FINANCE AND CHIEF FINANCIAL OFFICER

Douglas W. Healy is the Senior Vice President and Chief Financial Officer of the Cincinnati Reds, a role he has held since December 2006 after being hired as the senior director of finance in March 2006. Doug has spent his professional career in Cincinnati since graduating from Xavier University in 1997. He came to the Reds from Multi-Color Corporation where he was the director of financial reporting and prior to that a senior manager with Deloitte. He also sits on several boards and committees for various nonprofits throughout Cincinnati. Doug's responsibilities with the Reds include finance, accounting, treasury, risk, human resources and information technology. Doug and his wife, Emily, live in West Chester, Ohio, along with their daughters: Abigail, Sophie and Libby.



JAMES A. MARX, ESQ

CHIEF LEGAL OFFICER

James A. Marx joined the Reds as Vice President and General Counsel on Jan. 1, 2008. Jim is formerly a partner with the law firm of Dinsmore & Shohl LLP, where he remains of-counsel. Since January 2006, Jim has served as the Reds' primary legal counsel and has been responsible for all facets of the Reds' legal work. Jim received his juris doctorate from The Ohio State University College of Law in 1997, his Masters of Business Administration (1989) and his Bachelor of Arts in International Relations (1986) from the University of Cincinnati. Jim serves on several community nonprofits boards, including the Reds Hall of Fame and Museum and the Reds Community Fund.

BASEBALL OPERATIONS



SAM GROSSMAN - Vice President, Assistant General Manager

Sam Grossman is in his 17th season with the Cincinnati Reds and eighth as Assistant General Manager. In this role, he performs a variety of duties including management of the Reds Baseball Analytics and Sports Science departments; Major League operations and administration; creating and maintaining the baseball operations budgets and providing input for the Major League team, player development, amateur, international and professional scouting. He has also been involved in the design and construction of the Reds player development complex in Arizona and the renovation of their Dominican academy. Grossman began his career with the Reds as a Baseball Operations Assistant in 2007 and has held titles of Manager of Baseball Research and Analysis, Director of Baseball Research and Analysis and Senior Director of Baseball Analytics. Before joining the Reds, he worked for the Milwaukee Brewers Video Advance

Scouting department and the Boston Red Sox Florida Operations. A 2001 graduate of Northwestern University with a BA in Mathematics, he spent several years as an actuarial analyst prior to working in baseball. He lives in Cincinnati with his wife Jamie, daughters Anna and Sadie and their canine pals Lucy and Jingles.



BRAD MEADOR - Vice President/Assistant GM, Scouting & Player Development

Brad Meador is in his 14th year with the Reds, his second as Vice President/Assistant General Manager, Scouting and Player Development. Prior to his current role, he spent three seasons as the organization's Director, Amateur Scouting overseeing the amateur scouting department and all aspects of scouting for the annual first-year player draft. Meador joined the organization as an area supervisor in 2009 and spent two years as the Reds' Midwest cross checker. Before joining the Reds, he spent 10 years at the University of Cincinnati as the Bearcats' recruiting coordinator and associate head coach. Prior to his stint at UC, Meador spent two seasons as an assistant coach at New Mexico State University. He lives in Cincinnati with wife Kara and children Brooklyn and Ryan.



CHRIS BUCKLEY - Vice President, Player Personnel


Chris Buckley enters his 18th season in the Reds organization, his fifth as Vice President, Player Personnel. He was one of former general manager Wayne Krivsky's first hires in February 2006 and oversees all aspects of scouting for the June First-Year Player Draft. Before joining the Reds, in January 2006 Buckley had a brief stint with the Chicago Cubs as special assistant to the general manager. Prior to that, he spent 17 years as a member of the Toronto Blue Jays staff in a variety of roles focused mostly on scouting, including director of scouting from 2000-'03. Buckley also worked as an area scout in Florida (1989-'95), national cross checker (1996-'00) and special assistant to the general manager (2003-'05).


JEFF GRAUPE - Vice President, Player Acquisition & Strategy

Jeff Graupe is in his 18th season with the Reds, his first as a vice president of player acquisition and strategy. Prior to the 2022 season, when he was senior director, he spent three years as Senior Director, Player Personnel and continues to be actively involved in player evaluation and the decisions to acquire both amateur and professional players. Graupe was named the Director of Player Development in 2012 and was promoted to Senior Director, Player Development in 2016. He is instrumental in evaluations, acquisition strategy and negotiations across all markets – amateur, pro and international. He plays a key role in salary arbitration, free agent recruiting and draft negotiations as the Reds look for new and creative ways to acquire talent. Graupe graduated from Blair Academy in New Jersey in 2002 before becoming a four-year letter-winner and captain of the baseball team at Haverford College, where he earned a degree in history. He and his wife, Margaret, live in Anderson with daughters Summer, Charlie and Louise.


BUDDY BELL - VP, Senior Advisor to President of Baseball Operations

Buddy Bell is in his sixth season as Vice President, Senior Advisor to the President of Baseball Operations. He spent four seasons playing with the Reds from 1985-1988 and then joined the organization's front office for the 1999 season as minor league field coordinator. Bell worked for the Chicago White Sox the previous 14 seasons, including the last five years as Vice President/Assistant GM. He assisted in Major League roster and staffing decisions, took on amateur and special scouting assignments and oversaw the team's player development system. Bell played 18 seasons with the Cleveland Indians (1972-1978), Texas Rangers (1979-1985, 1989), Reds and Houston Astros (1988). He was a six-time Rawlings Gold Glove Award winner, a five-time All-Star and was elected to the Texas Rangers Hall of Fame in 2004. Bell spent 13 seasons on Major League field staffs, including nine as manager in Detroit (1996-98), Colorado (2000-2002) and Kansas City (2005-2007). Bell has five children: David, Mike, Ricky, Kristi and Traci. David played in the majors from 1995-2006 and is the current manager of the Cincinnati Reds. Mike was selected by Texas in the first round in 1993, played for the Reds in 2000 and worked in Major League Baseball for the Arizona Diamondbacks and the Minnesota Twins. Ricky was drafted by the Dodgers in the third round in 1997 and played 10 minor league seasons. Buddy and his father, Gus, who played in the Major Leagues from 1950-1964, established a record for hits by a father/son duo (4,337), later broken by Barry and Bobby Bonds. Bell graduated from Cincinnati's Moeller High School and attended Xavier University and Miami (Ohio) University.


CAM BONIFAY - Special Assistant to the General Manager, Player Personnel

Cam Bonifay, 71, enters his 21st year with the Reds in multiple roles including Scouting Supervisor and Special Assistant to the GM/Player Personnel, which encompasses the complete evaluation of the Reds Major League and minor league system, as well as special projects for GM Nick Krall. From 1982-87 as a scouting supervisor, Bonifay drafted All-Star Reggie Sanders and signed Major Leaguers Reggie Jefferson, Kal Daniels, Marty Brown and Milt Hill. He previously worked for the Pittsburgh Pirates as Scouting Director and Assistant General Manager, and was Executive Vice President/General Manager from 1993-2001. In 1997, the Pirates were named "Organization of the Year" by USA Today, and Bonifay was named "Executive of the Year" by The Sporting News. From 2002-05, he worked for the Tampa Bay Rays as Director of Player Personnel directing both the scouting department in amateur player acquisition in the First Year

Player Draft and amateur free agent signings, and the Player Development Department. From October of 2007-2008, he joined the St. Louis Cardinals as a special assistant to Walt Jocketty, evaluating the American League East Division. Bonifay begins his 45th year in professional baseball as a player and baseball operations staff member and executive, after graduating from Georgia Tech. He was a four-year letterman in baseball and three-year letterman in football, and is a member of the Georgia Tech Athletic Hall of Fame, as well as the Georgia Sports Hall of Fame in Macon, GA. And in 2021, Bonifay was inducted into the Georgia Scouts Association Hall of Fame. Bonifay and wife Leigh live in Greensboro, Georgia. They have six children, Jonathan, Josh, Jennifer, Ryan, Michael and Anna, and five grandchildren, Jake, Cameron, Cora, Caroline and Cole.



“J” HARRISON - Special Assistant to the General Manager

“J” Harrison joined the Reds Organization on October 12, 2006, when he was hired as the Director of Professional Scouting. In 2009, he was named to his current role as Special Assistant to the General Manager. In 2023, “J” will begin his 27th season in Professional Baseball which began on December 1, 1996, with the Atlanta Braves. Harrison served as an Area and Regional Scouting Supervisor with the Braves until 2004 before joining the Milwaukee Brewers Professional Scouting Staff for the 2005 and 2006 seasons. In addition to his US Amateur and Professional Scouting experience, “J” has made multiple scouting trips to both Venezuela and Mexico. In 2019, he added a crosschecking assignment in Asia, evaluating talent in Korea and Japan. From 1994-96, prior to joining the professional ranks, he was an assistant coach and recruiting coordinator at Chico State University in Chico, CA. In 1992, Harrison graduated from Lewis-Clark State College in Lewiston, Idaho with a degree in Communications where he also played for College Baseball Hall of Fame Coach Ed Cheff. He was a member of the 1991 and 1992 NAIA National Champion baseball teams. Harrison and his wife, April, have two daughters, Jaysa, 20, and Eryn, 18.



JOHN MORRIS - Special Assistant to the General Manager

John Morris enters his 17th season with the Reds in the Pro Scouting Department. He was named Special Assistant to the GM on November 1, 2012. Prior to joining the Reds John spent nine seasons in player development with the Philadelphia Phillies and California Angels as a manager and coach. After an All-American career as an outfielder at Seton Hall University John became a first-round draft pick of the Kansas City Royals in 1982. His playing career included seven seasons in the Major Leagues with the St. Louis Cardinals, Philadelphia Phillies and California Angels. He was an outfielder for the 1987 National League Champion St. Louis Cardinals. After his playing career ended in 1993, John returned to Seton Hall University to complete his degree in Political Science. John is a member of the Seton Hall University Athletic Hall of Fame, the Cape Cod Baseball League Hall of Fame and the New York State Baseball Hall of Fame. He also serves on an advisory council for St. Jude Leadership Society (SJLS). John lives in New Canaan, Connecticut, with his wife Marilena.



JEFF SCHUGEL - Special Assistant to the General Manager

Schugel is in his ninth season as a Special Assistant to the GM. The 2023 season will be Schugel's 36th year in scouting and 39th year in baseball. Schugel played and started his scouting career with the Minnesota Twins, serving as their Florida Scouting Supervisor and later their East Coast Supervisor. He has since worked with the Colorado Rockies (National Cross-Checker, Director of International Scouting), Los Angeles Dodgers (Director of International Scouting, Major League Scouting), Los Angeles Angels (Major League Scout), and Atlanta Braves (Major League Scout). A native of New Ulm, Minnesota, Schugel was signed by the Twins in 1983 after playing college baseball and hockey at Minnesota State University. Schugel and his wife Tammy live in Highlands Ranch, Colorado, and their son A.J. has pitched in the Major Leagues for both the Arizona Diamondbacks and Pittsburgh Pirates.



SHAWN PENDER - Vice President, Player Development

Shawn Pender enters his 16th season with the Reds and fifth as Vice President of Player Development. Pender has worked in multiple capacities with the Reds and throughout his professional baseball career both in scouting and player development. He originally signed with the Pittsburgh Pirates in 1984, following a two-year playing career he began a scouting career as an area scout with the Astros in Florida. He has served as a Cross Checker, a National Supervisor, and Special Assistant as well as having worked as a minor league manager and coach in his 30+ years in professional baseball. Pender graduated from Rollins College in Winter Park, Fla and the Episcopal Academy in Philadelphia. He is a member of both the Rollins College Athletic Hall of Fame and Episcopal Academy's Hall of Fame. In 2019, Pender was inducted into the Mid Atlantic Scouts Hall of Fame. Shawn resides in Haverford, Pa with his wife Peg. They have four children as well as three grandchildren (Rory, Lennox and Sosi).



JEREMY FARRELL - Senior Director, Player Development

Jeremy Farrell is in his second season in the organization. He spent the previous six seasons in the Cubs' player development department as a hitting coach, infield coordinator, field coordinator and most recently as director of baseball development. Farrell was a hitting coach at Rookie Mesa in 2016 and at Class A South Bend in 2017. Originally selected out of the University of Virginia by Pittsburgh in the eighth round of the June 2008 draft, the former infielder played eight seasons in the minor leagues in the Pirates (2008-2012) and White Sox (2013-2015) organizations. He graduated from UVA in 2010. His father John is a former manager of the Red Sox, brother Shane is the director of amateur scouting for the Blue Jays, and brother Luke pitched for the Reds in 2017 & 2022. Jeremy resides in Tempe, AZ with his two sons, Kason (10) & Kolby (8).



GREG McMILLIN - Assistant Director, Player Development & Intl' Scouting


Greg McMillin is in his fifth year with the Reds, the second in his role as Assistant Director of Player Development & International Scouting. He previously joined the Reds as the club's Assistant Director of International Scouting in December 2018. In prior years, he served as the Coordinator of International Scouting for the Philadelphia Phillies. Previously, Greg worked for the Office of the Commissioner of Baseball, the Houston Astros, the Mississippi Braves, and in the Dominican Republic with the Tampa Bay Rays. He also worked for the Reds as a Baseball Operations Intern in 2015. A native of Madison, Mississippi, Greg earned his undergraduate degree at Vanderbilt University (2012), where he studied economics and Spanish. He later received his JD from Emory University School of Law (2015), his MBA from Emory University's Goizueta Business School (2015), and was admitted to the Pennsylvania Bar in 2017. Greg resides in Cincinnati with his wife, Claudia.



ERIC DAVIS - Special Assistant, Player Performance

Reds Hall of Fame outfielder Eric Davis officially joined the organization on November 1, 2008 as Special Assistant to the GM. He previously worked with the club during spring training as a special instructor. A two-time National League All-Star, Davis spent nine of his 17 seasons with the Reds (1984-91, '96) and was inducted into the club's Hall of Fame on June 11, 2005. He finished his Major League career with a .269 batting average, 282 home runs, 934 RBI and 349 stolen bases in 1,626 games with the Reds, Dodgers (1992-93), Tigers (1993, 94), Orioles (1997-98), Cardinals (1999-00) and Giants (2001). Davis was a three-time Gold Glove winner, a two-time Silver Slugger recipient and posted seven 20 homer/20 stolen base seasons, including the first 30/30 campaign in Reds history (1987). He twice won Comeback Player of the Year honors. Davis originally retired after the 1994 season because of a herniated disc in his neck but


returned in 1996 to bat .287 with 26 HR, 83 RBI and 23 stolen bases in 129 games for the Reds. He overcame adversity once again in 1998, when he came back from colon cancer to bat a career-high .327 with 28 HR and 89 RBI in 131 games for the Orioles.



BILL DORAN - Special Assistant, Player Development

Bill Doran is in his fourth season as Special Assistant, Player Development after spending five seasons as the organization's player development field coordinator. Before that, Doran spent five seasons as the assistant field coordinator. In 2008, he served as the infield/baserunning coordinator. During the 2006 and 2007 seasons he was manager Buddy Bell's bench coach with the Kansas City Royals. After a brief stint as the hitting coach at Class A Tampa (Yankees), Doran joined the Royals' Major League staff in June 2005 as first base coach/infielders coach. From 1995-2001, the former second baseman spent time in the Reds organization working as a minor league instructor (1995-99), minor league field coordinator (1999), director of player development (1999-2000) and special assistant to the general manager (2000). He served as the Reds' first base coach during the 2001 season. Doran hit .266 during his 12-year big league career with the

Astros (1982-1990), Reds (1990-92) and Brewers (1993). He was a member of the Reds' 1990 World Series championship team, in 1991 was selected as the first recipient of the Good Guy Award by the local chapter of the BBWAA and in 2023 was inducted into the Astros Hall of Fame. Bill is a graduate of Cincinnati's Mt. Healthy High School and played baseball at the esteemed Miami University in Oxford. He resides in Cincinnati.



MARIO SOTO - Special Assistant, Player Performance

Reds Hall of Fame pitcher Mario Soto officially joined the organization on November 1, 2008 as Special Assistant to the GM. The right-hander previously worked with the club during spring training as a special instructor. A three-time National League All-Star, Soto spent his entire 12-year Major League career with the Reds and in 224 starts amassed a 100-92 record with a 3.47 ERA, 72 complete games and 1,449 strikeouts. His devastating changeup often was called the best in baseball. From 1981-85, no pitcher in baseball recorded more strikeouts than Soto's 1,066. In 1982, he recorded 274 strikeouts, a franchise single-season record that still stands. Soto led the National League in starts in 1981 (25), in complete games in 1983 (18) and 1984 (13) and in strikeouts per 9 innings ratio in 1980 (8.61) and 1982 (9.57). He was inducted into the Reds Hall of Fame in 2001. Soto was the pitching coach for the Dominican Republic in the 2009 World Baseball Classic.



MARK EDWARDS - Director, Baseball Operations

Mark Edwards is in his eighth season with the Reds and first as Director, Baseball Operations. In his role, he supports the Club's efforts in the day-to-day management of the Major League roster, salary arbitration, contract negotiations, rules compliance, and player acquisition. He also oversees the Reds Baseball Operations internship program. Edwards joined the Reds in 2016 as Baseball Operations Intern and prior to his current role, served two seasons as Baseball Operations Analyst, one season as Coordinator of Baseball Operations, and three seasons as Manager of Baseball Operations. A native of Norcross, GA, he graduated from the University of Florida in 2013 with a B.S. in Industrial and Systems Engineering and later earned a M.S. in Sport Management and Policy from the University of Georgia. He resides in Cincinnati.



BO THOMPSON - Director, Integrated Baseball Information & Video

Bo Thompson is in his ninth season with the Reds organization, his first with the new title of director of integrated baseball information and video. Bo joined the organization full-time in November 2014 following an internship in the front office during the 2013 and 2014 seasons. He has worked in a variety of roles, including baseball operations analyst, manager of Major League video operations and manager of advance scouting. He has also been involved in instant replay decision-making since 2016. A native of Boyd County, KY, he graduated from the University of Kentucky in 2011 with a degree in accounting and business management before earning his MBA from UK in 2013. While in college, Bo was as an equipment manager and office assistant for the UK baseball team before serving as the director of baseball operations from 2012-2013. Bo resides in Cincinnati.



NICK WAN - Director of Analytics

Nick Wan is in his sixth season in the organization, his second as Director of Baseball Analytics. He oversees day-to-day analytics operations for the Major League team, Player Development, Health & Performance, Professional Scouting and Amateur Scouting. Wan previously spent four years as a data scientist with the Reds, developing analytics for the Major League team and Player Development and Mental Skills departments. He returned to the Reds in 2022 after spending a year as the Manager of Data Science for Kentucky Fried Chicken, where he built out data science capabilities for the United States operations. Wan earned his Ph.D. in Psychology from Utah State University, where he studied the neuroscience of social strategies, and earned his B.S. in Psychology from Saint Mary's College of California. Nick is the game show host for SLICED, a competitive data science competition streamed on his Twitch channel. Last name rhymes with "ran."


ROB COUGHLIN - Senior Director, Professional Scouting

Rob Coughlin is entering his 16th season with the Reds and second as Senior Director, Professional Scouting. Prior to his current role, he spent three seasons as Director, Professional Scouting. Coughlin manages a staff of professional scouts and is responsible for the collection and dissemination of information on all players at the Major League and minor league levels. He manages the process for and provides recommendations on all potential professional player acquisitions including free agent signings, waiver claims, trades and the Rule 5 draft. He also oversees the Reds' Pacific Rim and independent league scouting operations. Before his promotion to Director, Professional Scouting, he served two seasons as Assistant Director, Professional Scouting and seven seasons as Manager, Video Scouting. Coughlin originally was hired by the Reds in 2008 as a baseball operations intern. A native of Saratoga Springs, New

York, he graduated in 2007 from Wesleyan University in Connecticut where he earned a degree in economics and was captain of the baseball team. Rob and his wife, Emily, reside in Cincinnati with their daughter, Jane.


JOE KATUSKA - Director, Amateur Scouting

Joe Katuska is in 19th season in the organization and his second as Director, Amateur Scouting. Prior to his current role, he spent three seasons as Assistant Director, Scouting/National Crosschecker. Katuska began working for the Reds full time in November 2006 as a baseball operations assistant following a two-season internship. He joined the amateur scouting staff in September 2007 as a scouting supervisor, and in eight drafts in that role signed four Major League players. In October 2015, Joe was named Midwest Cross Checker and worked in that role for the 2016, 2017 and 2018 first-year player drafts. He graduated in 2003 with a Bachelor of Arts degree in American studies from Amherst College, where he was a four-year letter winner for and captain of the baseball team. Originally a resident of Southborough, Massachusetts, Katuska lives in Cincinnati with wife Abby and children Annie (15), Jackie (14), Chase (12) and John (5).


PAUL PIERSON - Assistant Director/Midwest Crosschecker, Amateur Scouting

Paul Pierson enters his 26th season with the Reds organization and has served in a variety of roles as area scout in the Midwest, scout in Pacific Rim, Assistant Director of Player Development, and has been in his current role since 2005. Pierson starts his second year as Midwest Crosschecker on top of his existing role, where he assists Joe Katuska, Director, Amateur Scouting in all aspects of the June First-Year Player Draft. Pierson earned his undergraduate degree in Sports Management from St. Leo University while a member of their baseball team. Pierson played one year of independent professional baseball in the Northern league in 1996. He later earned master's degree in Kinesiology from Indiana University. He and his wife Jennifer reside in Cincinnati with their three children, Olivia, Luke and Will.


TREY HENDRICKS - Senior Director, International Scouting

Trey Hendricks is in his fifth season with the Reds, his second as Senior Director, International Scouting. Prior to his current role, he spent three years as Director, International Scouting overseeing all amateur scouting operations in Latin America, Asia, Europe, and Australia. Prior to joining the organization, Hendricks spent one year as an international cross checker for the Rangers and six years with the Indians in a variety of roles, including international scouting, professional scouting and advance scouting. He played professionally for seven seasons, including three seasons in the Diamondbacks organization (24th-round pick in 2004), two seasons in various independent leagues across the United States and two seasons in the German Bundesliga. The Houston native is a 2004 graduate of Harvard University, where he received a degree in government-international relations, and a 2011 graduate of the University of Miami (FL) School

of Law, where he graduated with honors. Hendricks was admitted to the Illinois bar in 2012. In 2019, he was inducted into the Harvard Varsity Club Hall of Fame in recognition of his standout baseball career. He resides in Broadview Heights, Ohio with wife Stacy and sons Austin (9) and Dustin (6).

MEDICAL STAFF



DR. ANDREW RAZZANO, MD - Team Physician

Dr. Andrew Razzano is in his first season as the Reds' team physician. He is a board-certified and fellowship-trained orthopaedic surgeon whose special interests include sports medicine and the treatment of knee, shoulder and elbow injuries. Dr. Razzano performs knee and shoulder total joint replacements, as well as minimally invasive treatments for the knee, shoulder and elbow. He specializes in the throwing athlete's shoulder and elbow. Dr. Razzano graduated from Ohio University with a bachelor's of science degree in biology and went on to earn his degree in osteopathic medicine from the Ohio University College of Medicine. After completing his orthopaedic surgical residency at Affinity Medical Center in Massillon, Ohio, Dr. Razzano completed an ACGME certified orthopaedic sports medicine fellowship at Beacon Orthopaedics & Sports Medicine under Dr. Timothy Kremchek. Since 2018, Dr. Razzano has been named by *Cincinnati*

Magazine a Top Doctor in the Cincinnati and Dayton region. In addition to his work as Reds Major league team physician, he provides coverage for their minor league affiliates while holding regular business hours for patients at Beacon's Cincinnati and Mason locations. His passion for keeping athletes on the field is rooted in time spent playing football and baseball, and he enjoys hiking, mountaineering and skiing. Dr. Razzano resides in Mason, Ohio, and has provided orthopaedic care for the Mason community and school district.



DR. TIMOTHY E. KREMCHEK, MD - Orthopaedic Consultant

Dr. Tim Kremchek, founding partner of Beacon Orthopaedics & Sports Medicine, was the Reds' team physician from 1996 through 2022. Now in his 27th year associated with the organization, Dr. Kremchek is serving as a consultant to the organization's major and minor league medical programs. Dr. Kremchek has become a nationally recognized consultant for athletes in Major League Baseball and other sports at the high school, amateur and professional levels. He is a Cincinnati native and a 1986 graduate of University of Cincinnati's College of Medicine. He completed his orthopaedic surgery residency at Tufts University in Boston, then studied under sports medicine pioneer Dr. James Andrews during an American Sports Medicine Institute fellowship. Dr. Kremchek and his partners opened their practice in 2003 in Sharonville, and today offer a state-of-the-art, one-stop orthopaedic medical center that includes MRI, physical therapy, outpatient surgery at 13 locations across Cincinnati and Dayton. In 2012 Dr. Kremchek, as program director, began the first ever ACGME accredited Beacon Orthopaedic Sports Medicine Fellowship training program for orthopaedic surgeons. He annually is named a Top Doctor by *Cincinnati Magazine*.

ADDITIONAL MEDICAL STAFF

Stephen Cleves, MD	Internist	Adam Miller, MD	Foot and Ankle Specialist
Robert Thaler, MD	Internist	Ian Rodway, MD	Orthopaedic Spine Surgeon
Alex Della Bella, DMD	Dental Consultant	Michael Rohlf, DC	Chiropractic Consultant
Mohab Foad, MD	Hand Specialist	Nick Rohlf, DC	Chiropractic Consultant
Dave Stichel	Medical Liason	Michael Kreeger, MD	Radiologist Consultant
George Matic, MD	Primary Care	Sunil Misra, MD	Radiologist Consultant
Micah Richey, LMT	Massage Therapist	James Schafer, MD	Radiologist Consultant
James Meranus, MD	Radiologist Consultant		



AARON CUNANAN - Director, Applied Sports Science, PhD, CSCS

Aaron Cunanan is in his second season in the organization after stints as the performance support manager for the UFC Performance Institute and sport science coordinator for the Giants. Cunanan completed his PhD in sport physiology and performance from East Tennessee State University, where he served as an assistant coach and lead sport scientist at the U.S. Olympic Training Site for weightlifting. He completed his bachelor's degree in sociology and master's degree in kinesiology and wellness from Louisiana State University-Shreveport and was an assistant coach at the USA Weightlifting Center for High Performance and Development in Shreveport, LA. He lives in Cincinnati with his wife, Sarah, and their three children, Harper, Samson, and Esther.



DR. VANESSA SHANNON - Director of Mental Performance, PhD, CMPC

Dr. Vanessa Shannon is the Director of Mental Performance for the Cincinnati Reds. Dr. Shannon is in her second season with the Reds after spending seven years as the Director of Mental Performance for the University of Louisville Athletics Department and Norton Sports Health. Prior to Louisville, Dr. Shannon spent two years at IMG Academy in Bradenton, FL where she served as a Mental Conditioning Coach, coordinated Psychological Test Preparation for the NFL Combine Training Program, and served as a Vision Training Coach for the Major League Baseball Off-Season Training Program. She began her career in academia where she spent 5 years as a faculty member in the Sport and Exercise Psychology Program at West Virginia University and 3 years as department chair of Exercise and Sport Sciences at Tennessee Wesleyan University. Dr. Shannon is a Certified Mental Performance Consultant and holds a PhD in Sport Studies with a specialization in Applied Sport Psychology and a concentration in Counseling from the University of Tennessee, Knoxville, an MS in Exercise Psychology from Kansas State University, and BAs in Health and Human Performance and Psychology from Rice University.



PATRICK SERBUS - Director of Athletic Training, M.Ed., ATC, CSCS

Patrick Serbus is in his 23rd season in professional baseball, his 14th with the Reds and his seventh as Director of Athletic Training. He was named Medical Coordinator of the Year in 2019 by his peers in the Professional Baseball Athletic Trainers Society. From 2013-2016, he was the player development Athletic Training Coordinator and from 2010-2012 served as the organization's Medical Administrator. Serbus has previously worked as a Certified Athletic Trainer for the Arizona Diamondbacks, San Francisco Giants and Detroit Tigers, with experience at every level of minor league baseball. Serbus holds a master's degree in exercise physiology from Texas State University (2000) and a bachelor's degree in athletic training from Illinois State University (1998). He lives in Goodyear, AZ.



ERIC GONZALEZ - Director of Rehabilitation & Physical Therapy, PT, DPT

Eric Gonzalez is in his third season in the organization, his first as director of rehabilitation and physical therapy. He was a minor league physical therapist in 2021 and assistant rehabilitation coordinator in 2022. Gonzalez previously worked as physical therapist at Drayer Rehab Institute and Shelby Baptist Medical Center in Birmingham, AL. He played professionally for 6 years, including 3 in the Padres' organization and reaching AAA. Eric played for Spain in the 2013 World Baseball Classic. He received his undergraduate degree in exercise science from the University of South Alabama and his doctorate of physical therapy from Samford University. Born in Tenerife, Spain, Gonzalez lives in Goodyear with wife Samantha and daughters Gabriela and Sofia.



JOHN SADAK

John Sadak is in his third season as the lead play-by-play broadcaster for the Reds Television Network. John Sadak is a play-by-play announcer with CBS Sports TV and Westwood One Radio. Sadak's broadcast work includes play-by-play in the NFL, NBA, Major League Baseball, college football, basketball, baseball, softball, soccer, lacrosse, ice hockey, volleyball, water polo and field hockey. Sadak's work has aired on essentially every national network in the country. He spent nearly a decade as the voice of Princeton Tigers men's basketball, Delaware Fighting Blue Hens women's basketball and the Advanced-A Wilmington Blue Rocks, before taking the lead announcing role with the Triple-A Scranton/Wilkes Barre RailRiders in 2013. Beginning in 2015, Sadak's Westwood One work expanded to include the NCAA basketball tournament and the NFL on Westwood One. In 2019, Sadak filled in calling Chicago Bulls games on both NBC Sports Chicago and WGN-TV along with New York Mets games on WCBS Radio. Sadak has been honored by Baseball America, Ballpark Digest, the National Sportscasters and Sportswriters Association, Delaware Press Association, Philadelphia Press Association, New Jersey Associated Press Broadcasters Association, Communicator Awards, Society of Professional Journalists and College Broadcasters Incorporated. In 2013, he was named Broadcaster of the Year by Ballpark Digest for his work with the RailRiders' radio/TV broadcasts. He was twice named Delaware Sportscaster of the Year by the National Sportscasters and Sportswriters Association. Sadak is a two-time Rowan University graduate and a New York City native. He is a graduate of Brick Memorial High School in Brick Township, NJ.



CHRIS WELSH

Chris Welsh is in his 31st season as Reds TV analyst following a 5-year Major League career with the Padres, Expos, Rangers and Reds. Welsh was named the 2022 Ohio Sportscaster of the Year by the National Sports Media Association. Chris went 21-31 with a 4.45 ERA, 8 complete games and 3 shutouts in 122 career appearances, including 75 starts. From 1993-2009 Chris and partner George Grande worked together for the 17 seasons as the longest-running TV duo in Reds history. He is a graduate of Cincinnati's St. Xavier High School and earned a bachelor's degree from the University of South Florida, where his baseball coach was Hall of Famer Robin Roberts. In addition to his television work, Chris is active in several local charities. He serves on the Board of the Powell Crosley Jr. Amateur Baseball Fund, which oversees the Kid Glove Games. He is a partner in Champions Baseball Academy and a featured speaker at many local venues.

Chris created and operates baseballrulesacademy.com, an interactive website designed to teach the rules of baseball by use of video lessons and quizzes.



BARRY LARKIN

Hall of Famer Barry Larkin is in his third season on the Reds Television Network broadcast team and will share with veteran Chris Welsh the color analyst duties. Larkin previously worked as an analyst for Major League Baseball broadcasts on MLB Network and ESPN. He is in his eighth season in the Reds' front office, his first as Senior Advisor, Business & Baseball Operations. Prior to his current front office role, he worked for two years as Senior Advisor to President and COO Phil Castellini after spending the previous five years as Special Assistant to the General Manager. The Cincinnati native spent his entire 19-year Major League career with the Reds. He was a 12-time National League All-Star, voted in five times as a starter. He won the 1995 NL MVP Award, a World Series championship in 1990, nine Louisville Slugger Silver Slugger Awards and three Rawlings Gold Glove Awards for defensive excellence. For his career, he hit .295 and had nine seasons where he batted at least .300. "The Captain" hit 198 home runs and finished with 960 RBI in 2,180 career games. Larkin was the first shortstop in Major League history to produce 30 home runs and 30 steals in the same season. He was inducted into the Reds Hall of Fame in 2008 and into the National Baseball Hall of Fame in Cooperstown in 2012. Following his retirement as a player, Larkin joined the front office of the Washington Nationals then went on to TV analyst roles at MLB Network and ESPN. In 2015, he rejoined the Reds organization as a roving minor league infield instructor.

had nine seasons where he batted at least .300. "The Captain" hit 198 home runs and finished with 960 RBI in 2,180 career games. Larkin was the first shortstop in Major League history to produce 30 home runs and 30 steals in the same season. He was inducted into the Reds Hall of Fame in 2008 and into the National Baseball Hall of Fame in Cooperstown in 2012. Following his retirement as a player, Larkin joined the front office of the Washington Nationals then went on to TV analyst roles at MLB Network and ESPN. In 2015, he rejoined the Reds organization as a roving minor league infield instructor.



JIM DAY

Jim Day is in his 22nd season as a familiar face and voice on Reds Television Network broadcasts, returning this season as the dugout reporter. From 2011-2020, he split his time on the air between the sideline and lead play-by-play roles. In 2018 and 2019, Day split duties between Reds TV and Reds on Radio, covering radio play-by-play duties during the off days of Hall of Famer Marty Brennaman and Jeff Brantley while also working TV play-by-play in addition to his pre- and post-game show stints. For 17 seasons, he served as the main host of the Emmy Award-winning pre- and post-game shows, *Reds Live*. In 2019, he was nominated for the National Sports Media Association's Sportscaster of the Year Award for Ohio. Day is an Emmy Award-winning reporter with 33 years' experience in sports broadcasting. After graduating from Otterbein College, Day worked at WSYX-TV as an anchor/reporter in his hometown of Columbus, Ohio. Following a 3-year stay at WFTS-TV in Tampa, Day returned to his roots to work for FOX Sports Net Ohio. He has served in various roles for FOX Sports Ohio while covering every major sport for the network.



JEFF BRANTLEY

Jeff Brantley is in his 17th season as a member of the Reds Radio and Reds Television Network broadcast teams. He was hired in October 2006. After he retired as a player following the 2001 season, Brantley joined ESPN as an in-game analyst and also as a studio analyst on the network's popular *Baseball Tonight* show. In March 2006, he broadcast several telecasts of the inaugural World Baseball Classic. Brantley spent 14 seasons in the Major Leagues and enjoyed some of his best years while pitching for the Reds from 1994-1997, when he posted a 2.64 ERA and 88 saves. He is tied for sixth on the club's all-time saves list. In 1996 he earned the Rolands Relief Man Award after leading the National League with 44 saves. His 44 saves that season remains the Reds' single-season record. Brantley also pitched for the Giants, Cardinals, Phillies and Rangers. He was an All-Star for San Francisco in 1990 and finished his career with 172 saves and a 3.39 ERA in 615 games. He is enshrined on the Giants' Wall of Fame at AT&T Park. Brantley is a graduate of Mississippi State University, where he led the Bulldogs to a third-place finish at the College World Series. He was a 4-year letterwinner for MSU and was named first-team All-American in 1985. A member of the Mississippi State Hall of Fame, Brantley's uniform number 8 was retired in 2000. In 2010 he was inducted into the State of Mississippi Sports Hall of Fame and in February 2019 was a member of the inaugural class of the prestigious Ron Polk Ring of Honor along with Will Clark, the late David "Boo" Ferriss, the late C.R. "Dudy" Noble and Rafael Palmeiro. He has been involved in several youth baseball groups like Garth Brooks' "Teammates for Kids" and an inner-city baseball program in Jackson, Mississippi. Jeff and wife Ashley have 2 children, Elizabeth and Mason. He has two other children, Emily and Murphy.



TOMMY THRALL

Tommy Thrall is in his fifth full season broadcasting for the Reds, his fourth as the full-time play-by-play announcer on rights holder 700 WLW Radio. The 18-year broadcasting veteran in 2018 called 3 Reds games in spring training and then 3 games near the end of the regular season. He broadcast 66 games on radio in 2019 and all 60 games of the 2020 season. Before joining the organization full-time in 2019, Thrall spent 7 years broadcasting radio and TV games for Class AA Pensacola. While in Pensacola, he also served as the play-by-play voice for football and basketball for the University of West Florida. Thrall began working in professional baseball as an intern for the Kansas City T-Bones while earning his degree from Northwest Missouri State University. He went on to work for Class A Myrtle Beach and Quad Cities before making the move to Pensacola. Thrall has filled various roles in broadcasting, including TV sports anchor and reporter on WEAR-TV in Pensacola, sports talk host on ESPN Pensacola and host of UWF's weekly television coach's show.



BRIAN GIESENSCHLAG

Brian Giesenschlag is in his 19th season covering the Reds, his 10th as co-host of the Emmy Award-winning Reds Live pre- and post-game television shows. Before joining the Reds Live crew as co-host, Brian was the feature reporter for Reds Live while also working as a sports anchor at Cincinnati's WXIX-TV (FOX). He also covers the NHL as co-host of Bally Sports Ohio's Columbus Blue Jackets Live pre- and post-game shows. A native Texan and graduate of Baylor University, Brian worked at several television outlets in his home state before moving to Ohio. He and his wife Julie live in Cincinnati with their children Zach, Brock and Ava.



SAM LECURE

Sam LeCure is in his sixth season working on the Emmy Award-winning Reds Live pre- and post-game shows on the Reds Television Network. The right-handed pitcher made 250 Major League appearances, all for the Reds from 2010-2015 and including 10 starts, and finished his career with a 10-16 record and a 3.51 ERA. He contributed to National League Central Division championships in 2010 and 2012 and to a berth in the NL Wild Card game in 2013, the franchise's best run of playoff appearances since the Big Red Machine dynasty of the 1970s. In 2016, Sam played for the Dodgers Triple-A in Oklahoma City.



ANNIE SABO

Annie Sabo is in her second season hosting the Emmy Award-winning Reds Live pre- and post-game television shows. Before joining the Reds Live crew, she spent the previous two MLB seasons with Bally Sports North covering the Minnesota Twins before joining the Big Ten Network in the fall of 2021. Growing up in Cincinnati, some of her fondest childhood memories come from Great American Ball Park. She is thrilled to cover the team that her dad, Chris, played for in the 90s. Annie and her husband, Kevin, live in Tampa in the offseason. The pair enjoys exploring the newness Cincinnati has to offer with their dog, Corona.

BALLPARK OPERATIONS



TIM O'CONNELL - Senior Vice President of Facilities & Operations

Tim is in his 10th season under the Castellini ownership, but his 23rd season overall with the Reds. He began his professional baseball career with the Ballclub in 1983, serving as the Director of Stadium Operations at Riverfront Stadium from 1986-1995. Where he coordinated the use of the stadium for 1988 All-Star Game, the 1990 LCS, and 1990 World Series. In 1995, he left the Reds for the University of Dayton, where he was eventually named Assistant Vice President for Athletics, overseeing the athletics division's nine venues including the University of Dayton Arena. He served as the institution's NCAA tournament manager for 13 years, and coordinating \$40 million in facility construction and renovation projects. Tim returned to the Reds in November 2013 to lead the operation and upkeep of GABP. He is also responsible with maintaining the Reds' Youth Academy in Roselawn and Spring Training complex in Goodyear, Arizona.

Since his return, he has served as the project manager for all of the major construction projects at GABP. He was responsible for coordinating the use of GABP for the 2015 MLB All Star Game. Tim led the efforts to obtain DHS Safety Act Designation for ballpark security and GBAC Star Facility Accreditation for venue cleaning, both of which were awarded in 2021. The 35-year veteran of operating sports facilities earned his Certified Venue Executive designation from the International Association of Venue Managers in 2007. Tim is an Executive Committee member of the Reds Community Fund Board, a member of the IAVM Strategic Leadership & Resources Committee and a member of the Keep Cincinnati Beautiful board. He holds a bachelor degree from the University of Dayton. Tim and his wife, Jackie, have a daughter and son.



SEAN BROWN - Vice President of Ballpark Operations

Sean Brown is entering his 22nd season with the Reds Organization. He was named to his current position in 2021. He previously served the Ballpark Operations department full time as Sr. Director (2013–2021), Director (2008–2013) and Administrative Assistant (2006-2008). He also worked part time with the organization as shipping and receiving coordinator, game day supervisor, and Runner on the Game Day Team (2002–2006). Sean oversees the Reds Game Day Guest Services Team, Maintenance, Engineering, and the janitorial operations partnership at Great American Ball Park. He is a graduate of Xavier University and Thomas More University, with a degree in Sport Management and a Master's in Business Administration. He has also attended and completed the FBI Citizens Academy. Sean is a member of the Stadiums Manager's Association as well as a member of the International Association for Venue Management (IAVM),

completing the IAVM Venue Management School and the IAVM Academy for Venue Safety and Security. In 2017, Sean earned his Certified Venue Professional designation through the IAVM and currently sits on the IAVM Stadium Committee. He and his wife, Karianne, reside on the west side of Cincinnati with son Liam and daughters Ainsley and Elsa.



COLLEEN RODENBERG - Senior Director of Ballpark Administration

Colleen Rodenberg is entering her 27th season with the Reds. She was named to her current position in 2021. She previously served in the Ticket Operations department as a Ticket Operations Assistant (1997-2000), Stadium Operations Coordinator (2000-2004), Ball Park Operation Manager (2004-2014) and Director of Ball Park Administration (2014-2021). Prior to working for the Reds, Colleen worked for the University of Cincinnati Ticket Office. As Senior Director of Ball Park Administration, Colleen manages annual budgets and finances for the Ball Park Operations department. Colleen is also responsible for the administrative management of the Ball Park Operations game day staff as well as managing the shipping and receiving operations at Great American Ball Park. She lives of the west side of Cincinnati with her husband Doug and their daughter, Molly (18) and son, Luke (14).



BRIAN KEYS - Senior Vice President of Technology and Business Analytics

Brian Keys is in his 21st season with the Reds and was named to his current position in June 2021. Brian is responsible for all technologies related to cybersecurity, business/baseball application development, business analytics development, hardware/software deployment, networking, ticketing systems, CRM system, audio/video systems, and fan experience technologies. Brian is responsible for all Reds technologies, including major league teams and minor league clubs' data collection tools. He is responsible for the club's facility at Great American Ball Park, Arizona players development, Reds Youth academy, and the Dominican Republic academy. This includes all VoIP systems, networking, computers, video coaching, player development infrastructure, and security camera systems. Brian is also responsible for helping develop the first mobile food locker. Before joining the Reds, Brian worked as a project manager for a Cincinnati-based consulting company. A native of Cincinnati, Brian graduated from the University of Cincinnati with a Bachelor of Science degree in electrical and computer engineering technology. Brian and his wife, Sherri, reside in Mason, Ohio, with their two children, BriAuna and Britani.



ZACH BONKOWSKI - Vice President of Promotional Events & Productions

Zach Bonkowski is in his 22nd season with the Reds. Zach oversees aspects of the gameday experience including pregame and postgame festivities, along with in-game entertainment. Additionally, his department operates the Reds Authentics program and coordinates player relations for Reds business operations. Since 2003 Zach has served as the primary coordinator of Redsfest, the team's offseason fan festival. One of his biggest roles with the organization was serving as the Club Coordinator for the 86th Major League Baseball All-Star Game in 2015. A native of Harrison, Ohio, Zach graduated from Ball State University and worked for one season with the Single-A Potomac Cannons. Zach & his wife Danielle reside in Ft. Wright, KY with their children Noah, Hazel and Evan.



AARON EISEL - Vice President of Ticketing and Business Development

Aaron Eisel is in his 10th season as Vice President of Tickets and Business Development for the Reds. He has responsibility for all ticketing strategy and sales, oversees the customer service and retention team, ticket operations, consumer clubs (Reds Heads and Reds Rookies), and the Special Events department. A 1999 graduate of Xavier University with a Marketing Degree, Aaron came to the Reds after 15 years at Procter & Gamble where he held the position of Marketing Director. Aaron spent all his time at Procter & Gamble in brand management working various roles in the Fabric and Home Care Division. Aaron is active in the community and holds a position on The Reds Community Fund Board and the Executive Advisory Board for Xavier University's Marketing Department. Aaron and his wife Julie live in Loveland and have three children, Lily, Abby and Quinn.



VICTOR LIVISAY - Vice President of People & Culture

Victor Livisay is entering his fourth season with the Reds. He has responsibility for developing the vision and shaping the people & culture strategic platform. One of the key strategic areas of focus is Diversity, Equity & Inclusion. He is responsible for developing and leading the strategies enabling the Reds to have a highly diverse, inclusive and equitable place to work where all team members can bring their full and authentic selves to the workplace. He is also responsible for all aspects of employee recruitment, training, capability development and compliance for the organization. Victor's professional career started as an Officer in the Army and he spent most of his service time overseas in Korea, Germany and Holland. His last assignment in the Army was in the 4th Infantry Division, Ft. Carson, Colorado serving as a Captain in the Signal Corps Company. After his military service Victor spent the next 25 years at Procter & Gamble in a wide range of Human Resources leadership roles. Prior to joining the Reds Victor worked for the Castellini Group as a HR Director. He graduated from Wilberforce University with a degree in Business Management. He and his wife Brenda live in West Chester and are proud parents of one son and one daughter.


RALPH MITCHELL - Vice President of Communications and Marketing

Ralph Mitchell is in his 25th season with the Reds. He was named to his current position in February 2010 and works with various departments to facilitate the club's communications efforts including marketing, advertising, creative, public relations, photography, promotions, social media, publications and website. Previously, Ralph served as director of creative services after establishing the department in 2003. He was hired in February 1999 as assistant director of communications. Prior to joining the Reds, Ralph worked for eight years in the printing/publishing industry. He is a native of Massachusetts and a graduate of Plymouth State University. He lives in West Chester, Ohio, with his wife, Dorie, and their twin daughters, Alexa and Elena.


BILL REINBERGER - Vice President of Corporate Partnerships

Bill Reinberger, hired December of 2005, was first new hire of the Castellini ownership group and will begin his 18th season with the Reds in 2023. He is responsible for acquiring and servicing Reds sponsors and corporate partners. Total sponsorship revenue has quadrupled in his tenure. Reinberger oversees a staff of 13 that produces revenue for Corporate Partnerships, the Reds Hall of Fame and Reds Community Fund. A 1984 Ball State University graduate, Reinberger first worked in sports at WGN Radio in Chicago. Before joining the Reds, he spent 12 years at 700 WLW in Cincinnati, the flagship station of the Reds Radio Network. Bill serves on the Board of Directors of the Reds Hall of Fame. He has two sons, Cade (20) and Clete (17). Cade is starting his PHD in Mathematics at Rochester Institute of Technology and Clete is Junior at Cincinnati Hills Christian Academy.


BENTLEY "B.J." VIATOR - Vice President of Finance

B.J. Viator is in his 16th season with the Reds. As Vice President of Finance, he has responsibility over all accounting functions, financial reporting and treasury management. In addition, he oversees the accounting for both of the Reds non-profit organizations, the Cincinnati Reds Community Fund and the Cincinnati Reds Hall of Fame and Museum. He previously served the organization as Controller. B.J. came to the Reds after 10 years with the Cincinnati Sports Club where he served as the Vice President of Finance. Prior to his career change, B.J. served as a hotel General Manager in Atlanta, GA, Palm Desert, CA, and Cincinnati. B.J. is a native Texan from Port Arthur, TX, and graduated from the University of Houston. He and his wife, Mary, reside in Anderson Township.


CHARLEY FRANK - Executive Director, Reds Community Fund

Charley Frank began as executive director of the Reds Community Fund in 2004. During his tenure, Frank has helped complete the \$8 million P&G MLB Cincinnati Reds Youth Academy complex, led Major League Baseball All-Star Game "Legacy" projects and helped secure the 2011 Robert Wood Johnson Foundation's Steve Patterson Award for excellence in sports philanthropy. Frank oversees youth baseball and softball programs; directs the Community Fund's field renovation efforts and leads the annual, award-winning "Community Makeover" collaboration. He has established annual fundraisers such as the Marty Brennaman Golf Classic, Redlegs Run and the Bally Sports Ohio Telethon. Frank serves on the board of the Cincinnati Public Schools' Activities Beyond the Classroom foundation, Kid Glove and Holom House. He received the "Joe Nuxhall Humanitarian Award" in November 2018. Previously, Frank spent 11 years with the NBA's

Minnesota Timberwolves as vice president of communications. Frank is a Northwestern University and Walnut Hills HS graduate. He and his wife, Amy Snyder, reside in Cincinnati with their son, Sam, and daughter, Avery.



RICK WALLS - Executive Director, Cincinnati Reds Hall of Fame and Museum

A 31-year veteran of the Hall of Fame and Museum industry, Rick Walls was named executive director in 2007 and is responsible for directing the largest team Hall of Fame and Museum in baseball, its strategic planning, development and fundraising, inductions, programming, and other events, which include Reds Fantasy Camp. A 2020 Leadership Cincinnati graduate, he previously held positions with The National Football Foundation and College Hall of Fame, Inc. (NFF), including Executive Director of the College Football HOF (2005-07), Dir. of Operations, Dir. of Public Relations, and Special Projects Coordinator for the NFF (1997-2005) where he directed membership, chapters, awards programs, and tabulation of the BCS Standings. From 1990-95, Walls served as Special Projects Coordinator and Collections Mgr. for the College Football HOF. An Ohio University graduate, he and his wife, Julie, their daughter, Hailey, and

son, Tyler, reside in Milford, Ohio, where Rick coaches youth baseball, softball, and basketball.



LISA BRAUN - Senior Director of Social Media & Content Strategy

Lisa Braun is in her 15th season with the Cincinnati Reds, joining in 2009 as the organization's Marketing Manager. In 2011, she launched the Reds' social media presence, which has grown to over 3 million followers and has been recognized by the national sports media as best in class among MLB clubs. Lisa has an extensive background in marketing and media, including having been VP of Promotion & Music Marketing for MTV. Her radio experience spans on-air, programming and marketing roles for stations in Ohio and Indiana. Lisa is graduate of Bowling Green State University. In 2022, she was chosen as the MLB Katy Feeney Leadership recipient for the Cincinnati Reds. Lisa has also been named as one of Cincinnati Business Courier's People to Know in Technology and is an inductee in the Matthew 25 Ministries Humanitarian Hall of Fame.



LINDSEY DINGELDEIN - Senior Director of Community Relations & Operations

Lindsey Dingeldein is entering her 16th season with the Reds. In her current role, Lindsey oversees the operations of the Reds Community Fund and Community Relations departments and serves as the club liaison to the players and coaches' families. Lindsey was originally hired in March 2008 as an intern in the Promotional Events department before serving in outreach and fundraising roles for the Reds Community Fund. Most recently, she spent nearly 10 years as the Director of Community Relations. Lindsey is a native of Jeffersonville, Indiana and a graduate of Xavier University. She and her husband, Patrick, live in Madeira, Ohio with their daughters, Marybel and Hollis.



JAMI ITIAVKASE - Senior Director, Reds Productions

Jami Itiavkase is entering her 17th season with the Reds. Jami oversees aspects of in-game entertainment and helps the entire organization with any video production needs they may have. She has been a part of many MLB jewel events, such as The 2009 and 2010 Civil Rights Game, 2015 All-Star Game in Cincinnati, 2018 All-Star Game in Washington D.C., and the Field of Dreams Game in 2022. Jami was hired in 2007 as a productions intern, then hired full-time with the club in 2008 right before graduating from Northern Kentucky University. She has been promoted throughout her career with the Reds, becoming the first female among MLB to become a director in a team productions department. Jami is a native of Louisville, Kentucky and currently resides in College Hill with her three daughters, Isabella, Trinity and Lana.



JARROD ROLLINS - Senior Director of Communications

Jarrod Rollins is in his 20th season with the Reds. In his current role, Jarrod works with departments throughout the organization on communications and messaging strategy. Additionally, he serves as the team's primary day-to-day liaison with Major League Baseball for managing content on reds.com, email marketing and communication, and other digital initiatives. Jarrod was originally hired in February 2004 after serving as an intern during Great American Ball Park's inaugural season in 2003. He graduated from Mount St. Joseph University on Cincinnati's West Side in 2004 with bachelor's degrees in Communication Arts and English. A native of Moores Hill, Ind., Jarrod partnered with the South Dearborn High School Dollars for Scholars program and in 2016 founded the Rollins Family Scholarship to be presented annually to a graduating student from his former high school.



MARK SCHUELER - Senior Director of Ticket Sales & Service

Mark Schueler is entering his 15th season with the Reds and was named to his current position in August 2013. Mark oversees all Sales and Service efforts of Season Tickets, Group Tickets, and Premium Tickets. Mark previously served as the Director of Season & Premium Sales, Inside Sales Manager and Account Executive with the Reds from 2008-2013. Prior to joining the Reds Mark was a Corporate Marketing Manager for the Scranton/Wilkes-Barre Yankees, the Triple-A affiliate of the New York Yankees. He is a native of Michigan and graduated from Western Michigan University. He lives in Anderson Township with his wife, Jade, son, Derek and daughter, Scarlett.



JACOB WIDERSCHHEIN - Senior Director of Ticket Operations

Jacob Widerschein is entering his seventh season with the Reds and fourth in his current position. Jacob works in conjunction with many others to facilitate the Reds' ticket operations efforts including Box Office, ticketing strategy, customer service, ticket technology, and ticketing analytics. Jacob previously served as Director of Group Sales & Service from 2015 to 2018. Prior to joining the Reds, Jacob worked in a variety of ticketing roles for The Aspire Group, Sun Devil Athletics, University of Memphis Athletics, the Minnesota Timberwolves, and the Miami Heat. He is a native of Louisville, KY and graduated from Flagler College. He lives in downtown Cincinnati with his two cats, Magnus and Earl.

2023 NOTES



2023 NOTES





2023 REDS

In their 2022 Major League debut seasons, rookie starting pitchers RHP Graham Ashcraft, RHP Hunter Greene and LHP Nick Lodolo combined to finish 14-26 with a 4.34 ERA in 62 starts. In their last 13 starts, the trio combined for a 3.53 ERA. On consecutive days in early June vs the Diamondbacks, Greene (7ip, 0r, 0bb, 8k) and Ashcraft (6ip, 0r, 0bb, 4k) became the first Major League rookie starting pitchers since 1900 to throw in consecutive games at least 6.0 shutout innings without a walk. Ashcraft ranked among the National League rookie pitching leaders in starts (T3rd, 19gs), innings pitched (4th, 105.0), ERA (7th, 4.89), strikeouts (11th, 71), opponents' BA (8th, .281) and WHIP (1.42, 8th). In his age 22 season, Greene ranked among NL rookie leaders in starts (1st, 24), innings pitched (2nd, 125.2), strikeouts (2nd, 164), opponents' BA (2nd, .222), WHIP (2nd, 1.21) and ERA (6th, 4.44). He was the only Reds player in 2022 to receive a National League Player of the Week Award. Lodolo ranked among the NL rookie pitching leaders in ERA (4th, 3.66), wins (T5th, 4), strikeouts (3rd, 131), starts (T3rd, 19), innings pitched (5th, 103.1), opponents' BA (4th, .235) and WHIP (3rd, 1.25).



DAVID BELL

MANAGER
25

Age: 50 Ht.: 5-11 Wt.: 180 B: R T: R Seasons In Majors: 12

Born: 9/14/72 Birthplace: Cincinnati, OH Resides: Cincinnati, OH

Joined Reds Organization: On 11/4/08 as Class AA Carolina manager; on 10/22/18 as Reds manager

Joined Major League Coaching Staff: On 10/22/18 as manager, signed a 3-year contract through the 2021 season with a club option for 2022

MANAGERIAL CAREER: David Bell is in his fifth season as Reds manager...on 9/22/21 the club announced a 2-year contract extension through the 2023 season...the Reds went 203-283 (.418) in the 3 seasons prior to his hiring and 251-295 (.460) with a Postseason appearance in 4 seasons since then...in 2020 and 2021, the Reds produced winning records in consecutive seasons for the first time since 2012-2013...his 2020 Reds went 31-29 during an abbreviated season caused by the worldwide COVID-19 pandemic and earned their first Postseason berth since 2013...received a pair of third-place votes and finished ninth in that seasons' National League Manager of the Year Award voting of the Baseball Writers' Association of America...the club's 75-87 record in his rookie 2019 season was an 8-game improvement over the previous year's 67-95 finish...was named to the position on 10/22/18 as the 63rd manager in franchise history, the 53rd since 1900...David and his father, Buddy, is one of five father-son duos to serve as Major League managers, joining George & Dick Sisler, Bob & Joel Skinner, Bob & Aaron Boone and Felipe Alou & Luis Rojas...Buddy managed the Tigers (1996-1998), Rockies (2000-2002) and Royals (2005-2007)...David previously spent 4 seasons in the Reds organization's player development department as a manager, at Class AA Carolina from 2009-2011 and at Class AAA Louisville in 2012...following the 2009 campaign, he managed the Peoria Saguaros of the prestigious Arizona Fall League.

DAVID BELL'S MANAGERIAL RECORD						
Year	Club	League	W-L	Pct.	Place	GB
2019	Cincinnati	National	75-87	.463	4th	16.0
2020	Cincinnati	National	31-29	.517	^ 3rd	3.0
2021	Cincinnati	National	83-79	.512	3rd	12.0
2022	Cincinnati	National	62-100	.383	T4th	31.0
Major League Totals			251-295	.460		
<small>^ Earned a 2020 Postseason berth as 1 of 2 National League Wild Cards</small>						
DAVID BELL'S POSTSEASON MANAGERIAL RECORD						
Year	Club	Series	Opponent	Result		
2020	Cincinnati	Wild Card Series	Atlanta	L, 0-2		

FRONT OFFICE/COACHING CAREER: Following his 4-year tenure as a manager in the Reds' minor league system (2009-2012), in 2013 Bell worked for the Cubs as third base coach...the next year, he joined manager Mike Matheny's staff in St. Louis as assistant hitting coach before spending the 2015-2017 seasons as the Cardinals' bench coach...Bell spent the 2018 season as Vice President of Player Development for the Giants before joining the Reds as field manager in October of that year.

2020 NL MANAGER OF THE YEAR AWARD VOTING					
Manager	Club	1st	2nd	3rd	Pts
Don Mattingly	Marlins	20	8		124
Jayce Tingler	Padres	6	13	2	71
David Ross	Cubs	1	2	14	25
Brian Snitker	Braves	1	2	5	16
Dave Roberts	Dodgers	1	2	2	13
Mike Shildt	Cardinals		3	1	10
Craig Counsell	Brewers	1		1	6
Gabe Kapler	Giants			3	3
David Bell	Reds			2	2

PLAYING CAREER: The former infielder was selected by the Indians in the seventh round of the June 1990 free agent draft...played in 12 seasons in the Major Leagues with the Indians, Cardinals, Mariners, Giants, Phillies and Brewers... appeared in 35 Postseason games, reaching the American League Championship Series in 2000 and 2001 with the Mariners and the 2002 World Series with the National League Champion Giants...following that run to the World Series in 2002, received the prestigious Willie Mac Award as San Francisco's Most Inspirational Player...the award is named after beloved Hall of Famer Willie McCovey...on 6/28/04 vs Montreal became the first Phillies batter in 9 years to hit for the cycle...his grandfather, Gus Bell, hit for the cycle in 1951...they are the only grandfather and grandson in baseball history to hit for the cycle.

PERSONAL: The Bells are one of Major League Baseball's five 3-generation families, along with the Boones, Colemans, Hairstons and Schofield/Werths...David is the son of former third baseman and current Reds front office executive Buddy Bell and the grandson of Reds Hall of Famer Gus Bell... brothers Mike and Rick Bell also played professional baseball... Mike made 19 apps for the Reds in 2000...the Bell brothers grew up in Cincinnati, and David helped lead Moeller High School to the 1989 state baseball championship.

FATHER / SONS TO MANAGE IN THE MAJOR LEAGUES

Father	Son
Felipe Alou (Mtl, SF)	(NYM) Luis Rojas
Buddy Bell (Det, Col, KC)	(Cin) David Bell
Bob Boone (KC, Cin)	(NYY) Aaron Boone
George Sisler (StL Browns)	(Cin) Dick Sisler
Bob Skinner (Phi, SD)	(Cle) Joel Skinner

BELL'S CAREER TRANSACTIONS

- Was selected by the Indians in the seventh round of the June 1990 amateur draft.
- Was acquired by the Cardinals, with Pepe McNeal and Rick Heiserman, for Ken Hill, July 27, 1995.
- Was claimed off waivers by the Indians, April 14, 1998.
- Was acquired by the Mariners for Joey Cora, August 31, 1998.
- Was acquired by the Giants for Desi Relaford and cash, January 25, 2002.
- Was signed by the Phillies to a 4-year contract through the 2006 season, December 7, 2002.
- Was traded to the Brewers for Wilfrido Laureano, July 28, 2006.

Career Playing Record

Yr	Club	Avg.	G	AB	R	H	2B	3B	HR	RBI	BB	SO	SB
1995	Cleveland	.000	2	2	0	0	0	0	0	0	0	0	0
	St. Louis	.250	39	144	13	36	7	2	2	19	4	25	1
1996	St. Louis	.214	62	145	12	31	6	0	1	9	10	22	1
1997	St. Louis	.211	66	142	9	30	7	2	1	12	10	28	1
1998	St. Louis	.222	4	9	0	2	1	0	0	0	0	3	0
	Cleveland	.262	107	340	37	89	21	2	10	41	22	54	0
	Seattle	.325	21	80	11	26	8	0	0	8	5	8	0
1999	Seattle	.268	157	597	92	160	31	2	21	78	58	90	7
2000	Seattle	.247	133	454	57	112	24	2	11	47	42	66	2
2001	Seattle	.260	135	470	62	122	28	0	15	64	28	59	2
2002	San Francisco	.261	154	552	82	144	29	2	20	73	54	80	1
2003	Philadelphia	.195	85	297	32	58	14	0	4	37	41	40	0
2004	Philadelphia	.291	143	533	67	155	33	1	18	77	57	75	1
2005	Philadelphia	.248	150	557	53	138	31	1	10	61	47	69	0
2006	Philadelphia	.278	92	324	39	90	17	2	6	34	32	38	1
	Milwaukee	.256	53	180	21	46	10	2	4	29	18	30	2
Major League Totals		.257	1403	4826	587	1239	267	18	123	589	428	687	19

Division Series Record

Yr	Club, Opponent	Avg.	G	AB	R	H	2B	3B	HR	RBI	BB	SO	SB
2000	Sea vs Chi	.364	3	11	0	4	1	0	0	1	2	2	0
2001	Sea vs Cle	.313	5	16	2	5	1	0	1	2	1	6	0
2002	SF vs Atl	.188	5	16	3	3	0	0	0	1	3	4	0
Division Series Totals		.279	13	43	5	12	2	0	1	4	6	12	0

League Championship Series Record

Yr	Club, Opponent	Avg.	G	AB	R	H	2B	3B	HR	RBI	BB	SO	SB
2000	Sea vs NYY	.222	5	18	0	4	0	0	0	0	0	0	0
2001	Sea vs NYY	.188	5	16	1	3	0	0	0	4	0	3	0
2002	SF vs StL	.412	5	17	4	7	1	0	1	1	2	3	0
LCS Totals		.275	15	51	5	14	1	0	1	5	2	6	0

World Series Record

Yr	Club, Opponent	Avg.	G	AB	R	H	2B	3B	HR	RBI	BB	SO	SB
2002	SF vs Ana	.304	7	23	4	7	0	0	1	4	5	4	0

REDS MANAGERS SINCE 1900


Manager	Year(s)	W-L	Pct.	Manager	Year(s)	W-L	Pct.
Robert Allen	1900	62-77	.446	Birdie Tebbetts	'54-58	372-357	.510
John McPhee	'01-02	79-124	.389	Jimmy Dykes	'58	24-17	.585
Frank Bancroft	'02	10-7	.588	Mayo Smith	'59	35-45	.438
Joseph Kelley	'02-05	274-230	.544	Fred Hutchinson	'59-64	443-372	.544
Ned Hanlon	'06-07	130-174	.428	Dick Sisler	'64-65	118-91	.565
John Ganzel	'08	73-81	.474	Don Heffner	'66	37-46	.446
Clark Griffith	'09-11	222-238	.483	Dave Bristol	'66-69	298-265	.529
Henry O'Day	'12	75-78	.490	Sparky Anderson	'70-78	863-586	.596
Joseph Tinker	'13	64-89	.418	John McNamara	'79-82	279-244	.533
Buck Herzog	'14-16	165-226	.422	Russ Nixon	'82-83	101-131	.435
Christy Mathewson	'16-18	165-177	.482	Vern Rapp	'84	51-70	.421
Heinie Groh	'18	7-3	.700	Pete Rose	'84-89	412-373	.525
Patrick Moran	'19-23	425-329	.564	Tommy Helms	'89	14-21	.400
Jack Hendricks	'24-29	469-450	.510	Lou Piniella	'90-92	255-231	.525
Dan Howley	'30-32	177-285	.383	Tony Perez	'93	20-24	.455
Donie Bush	'33	58-94	.382	Davey Johnson	'93-95	204-172	.543
Robert O'Farrell	'34	26-58	.310	Ray Knight	'96-97, 2003	125-137	.477
Burt Shotton	'34	1-0	1.000	Jack McKeon	1997-2000	291-259	.529
Charles Dressen	'34-37	218-284	.434	Bob Boone	2001-03	190-238	.444
Bobby Wallace	'37	5-20	.200	Dave Miley	'03-05	125-164	.433
Bill McKechnie	'38-46	744-631	.541	Jerry Narron	'05-07	157-179	.467
John Neun	'47-48	117-137	.461	Pete Mackanin	'07	41-39	.513
Bucky Walters	'48-49	81-123	.397	Dusty Baker	'08-13	509-463	.524
Luke Sewell	'49-52	174-234	.426	Bryan Price	2014-2018	279-387	.419
Earle Brucker	'52	3-2	.600	Jim Riggleman	2018	64-80	.444
Rogers Hornsby	'52-53	91-106	.462	David Bell	2019-22	251-295	.460
C. Buster Mills	'53	4-4	.500				

TOP 10 MANAGERS (TOTAL WINS)

Sparky Anderson863-586
Bill McKechnie744-631
Dusty Baker509-463
Jack Hendricks469-450
Fred Hutchinson443-372
Patrick Moran425-329
Pete Rose412-373
Birdie Tebbetts372-357
Dave Bristol298-265
Jack McKeon291-259

TOP 10 MANAGERS (WIN PCT., 50-GAME MIN.)

Sparky Anderson596 (863-586)
Dick Sisler563 (121-94)
Patrick Moran564 (425-329)
Joe Kelley545 (275-230)
Fred Hutchinson544 (443-372)
Davey Johnson543 (204-172)
Bill McKechnie541 (744-631)
John McNamara533 (279-244)
Dave Bristol5293 (298-265)
Jack McKeon5291 (291-259)





KYLE

@KArnsberg28

COACH / ADVANCE COORD.

ARNSBERG

92

Age: 32 Ht.: 6-5 Wt.: 205 B: L T: R Seasons In Majors: None

Born: 8/15/90 Birthplace: Arlington, TX Resides: Atlanta, GA

Joined Reds Organization: On 1/6/20, as video / technology specialist for Class AAA Louisville

Joined Major League Coaching Staff: On 11/29/21, as assistant coach

COACHING CAREER: Kyle Arnsberg is in his fourth season in the organization, his second on manager David Bell's Major League staff and his first as coach/coordinator of advance scouting...spent the 2022 season as an assistant coach...in 2020 was the video/technology specialist for Class AAA Louisville and was assigned to the Reds' alternate spring training site...in 2021 was the game planning and catching coach at Class AA Chattanooga...following the 2021 regular season served as a coach for the Surprise Saguaros in the prestigious Arizona Fall League...joined the Reds after spending the 2019 season as the player development associate for the Phillies' Class AAA Lehigh Valley affiliate, where he produced advance scouting materials using TruMedia and led pitching, hitting, defense and baserunning meetings before each series...also administered technology for player evaluations and charted games...prior to joining the Phillies' organization, was the bullpen catcher for the Yankees in 2015 and 2016, then spent a year and a half as an assistant in their player development department.

ASSOCIATE / ASSISTANT COACHES

2022 Kyle Arnsberg
2019-22 Rolando Valles

PERSONAL: Attended Arlington (TX) Lamar High School, where he was all-conference in baseball and football...attended Arizona State University (Tempe, AZ), Louisiana Tech University (Ruston, LA) and McLennan Community College (Waco, TX)...was drafted by the Red Sox in June 2009 but instead attended ASU, where as a freshman he helped the Sun Devils to the 2010 College World Series...transferred to McLennan Community College in 2011 and was drafted a second time, by the Cardinals, but decided to finish his college career at Louisiana Tech University while working toward a bachelor's degree in business marketing and a master's degree in business administration...is the son of former Major League pitcher and pitching coach Brad Arnsberg and nephew of Tim Arnsberg, who pitched in the minor leagues for the Astros... lives in Atlanta with his wife, Taylor.

ARNSBERG'S CAREER TRANSACTIONS

- Was selected by the Red Sox in the 45th round of the June 2009 first-year player draft. Did not sign.
- Was selected by the Cardinals in the 40th round of the June 2011 first-year player draft. Did not sign.

Career Playing Record

Yr	Club	Avg.	G	AB	R	H	2B	3B	HR	RBI	BB	SO	SB
2011	McLennan C.C. - NCAA	.318	55	173	29	55	16	0	3	34	36	-	3
2012	Louisiana Tech - NCAA	.278	40	97	25	27	5	0	1	13	21	24	1
2013	Louisiana Tech - NCAA	.178	34	73	4	13	2	0	1	6	8	22	0
NCAA Totals		.277	129	343	58	95	23	0	5	53	65	46	4



FREDDIE BENAVIDES

BENCH COACH

45

Age: 56 Ht.: 6-2 Wt.: 210 B: R T: R Seasons In Majors: 4

Born: 4/7/66 Birthplace: Laredo, TX Resides: Laredo, TX

Joined Reds Organization: In 1987, was selected in the second round of the June amateur draft

Joined Major League Coaching Staff: On 12/4/13, as a coach; was named first base coach, 10/22/15; was named bench coach, 11/28/18

MANAGERIAL/COACHING CAREER: Freddie Benavides is in his 10th season on the Major League coaching staff, his fifth as bench coach... spent the 2014 and 2015 seasons as the club's infield coach followed by 3 years (2016-2018) as first base coach...was the only coach from 2018 to work on rookie manager David Bell's 2019 Major League coaching staff...over the 2019 and 2020 seasons, went 5-3 while serving as the Reds' interim manager during Bell's 3 suspensions (5-2 in 2019, 0-1 in 2020)...before he joined the Reds spent the previous 15 years in their minor league system, including the last 6 as player development field coordinator... also spent 7 seasons as infield coordinator and in 2007 filled in as manager for the rookie Billings club in the Pioneer League...overall spent 4 seasons as a minor league manager...in 1999 led Class A Clinton to a Midwest League playoff spot by winning the first half...in 2000, before he was named infield coordinator, managed Class A Dayton in its inaugural season and led the Dragons to a Midwest League playoff spot with a 70-67 mark...in 2003 he served as a coach with the Major League club from August 5 through the remainder of the season.

BENAVIDES' MANAGERIAL RECORD

Year	Club	League	W-L	Pct.	Place
1999	Clinton	Midwest	68-69	.496	1st/4th
2000	Dayton	Midwest	70-67	.511	5th/3rd
2004	GCL Reds	Gulf Coast	20-37	.351	4th
2007	Billings	Pioneer	37-38	.493	3rd
Minor League Totals			195-211	.480	

PLAYING CAREER: Was selected by the Reds in the second round of the June 1987 amateur draft...the former infielder made 219 Major League apps over parts of 4 seasons with the Reds, Colorado Rockies and Montreal Expos.

PERSONAL: Graduated from Nixon High School in Laredo, TX...attended Texas Christian University in Fort Worth, TX...wife's name is Violeta...they have 3 children, Krizia and twins Sienna & Alec...in October 2022, Alec joined the organization's amateur scouting staff as a video scout...he previously worked in the Reds' front office in 2019 as a baseball operations trainee.

MOST RECENT BENCH COACHES

2019-23 Freddie Benavides	2004-05 Jerry Narron	1995 Ray Knight
2016-18 Jim Riggleman	2003 Mark Berry	1994 Bob Boone
2014-15 Jay Bell	2002-03 Ray Knight	1993 Dave Miley, Ray Knight
2008-13 Chris Speier	2001 Tim Foli	1990-92 Jackie Moore
2007 Pat Kelly	1999-2000 Ken Griffey Sr.	1983-89 Tommy Helms
2006-07 Bucky Dent	1997-98 Denis Menke	1982-86 George Scherger
2005 John Moses	1996 Jim Lett	1979-82 Harry Dunlop

BENAVIDES' CAREER TRANSACTIONS

- Was selected by the Reds in the second round of the June 1987 amateur draft.
- Was selected by the Rockies with the 28th pick of the 1993 expansion draft.
- Was acquired by the Expos for Ivan Arteago and Rodney Pedraza, January 7, 1994.

Career Playing Record

Yr	Club	Avg.	G	AB	R	H	2B	3B	HR	RBI	BB	SO	SB
1987	Cedar Rapids - A	.133	5	15	2	2	1	0	0	0	0	7	0
1988	Cedar Rapids - A	.223	88	314	38	70	9	2	1	32	35	75	18
1989	Chattanooga - AA	.250	88	284	25	71	14	3	0	27	22	46	1
	Nashville - AA	.170	31	94	9	16	4	0	1	12	6	24	0
1990	Chattanooga - AA	.259	55	197	20	51	10	1	1	28	11	25	4
	Nashville - AAA	.211	77	266	30	56	7	3	2	20	12	50	3
1991	Nashville - AAA	.242	94	331	24	80	8	0	0	21	16	55	7
	Cincinnati	.286	24	63	11	18	1	0	0	3	1	15	1
1992	Cincinnati	.231	74	173	14	40	10	1	1	17	10	34	0
1993	Colorado	.286	74	213	20	61	10	3	3	26	6	27	3
	Col. Springs - AAA	.438	5	16	3	7	1	0	0	2	1	0	0
1994	Montreal	.188	47	85	8	16	5	1	0	6	3	15	0
1995	Iowa - AAA	.241	106	315	30	76	14	4	4	26	25	47	2
1996	Columbus - AAA	.000	1	4	0	0	0	0	0	1	0	0	0
Major League Totals		.253	219	534	53	135	26	5	4	52	20	91	4
Reds Totals		.246	98	236	25	58	11	1	1	20	11	49	1
Minor League Totals		.234	550	1836	181	429	68	13	9	169	128	329	35


TERRY
ASSISTANT HITTING COACH

BRADSHAW 60

Age: 54 **Ht.:** 6-0 **Wt.:** 180 **B:** R **T:** R **Seasons In Majors:** 2

Born: 2/3/69 **Birthplace:** Franklin, VA **Resides:** Prince George, VA

Joined Reds Organization: On 11/29/22, as assistant hitting coach

Joined Major League Coaching Staff: On 11/29/22, as assistant hitting coach

MANAGERIAL/COACHING CAREER: Is in his first season in the organization and in his sixth consecutive season on a Major League coaching staff...during the 2018-2022 seasons he worked as hitting coach for the Royals...his 2021 team produced 163 home runs, the third-highest total in franchise history...spent his first 13 seasons in the Royals' organization as a hitting coach at affiliates in Class A Charleston (2000), Class A Burlington (2001), Class A Wilmington (2002-2003), Class AAA Omaha (2004-2008) and Class AA Northwest Arkansas (2009-2012)...was the Royals' minor league hitting coordinator from 2013-2017, followed by 5 years on KC's Major League staff.

ASSISTANT HITTING COACHES

2023	Terry Bradshaw, Tim Lamonte
2022	^ Joel McKeithan
2020-21	* Joe Mather
2019	Donnie Ecker
2016-18	Tony Jaramillo
2014-15	Lee Tinsley
2013	Ronnie Ortegón
^ Also served as the organization's offensive coordinator		
* Also served as the organization's director of hitting		

PLAYING CAREER: The former outfielder originally was selected by the Yankees in the 17th round of the June 1987 draft but did not sign...was selected by the Cardinals in the ninth round of the 1990 draft and spent the first 7 of his 9-season professional career in that organization...was a Florida State League All-Star in 1993 and a Texas League All-Star in 1994...spent the 1998 season with the Royals' Class AAA affiliate in Omaha and his final season in 1999 with Montreal's Class AAA Ottawa team...made his 34 Major League apps for the Cardinals in 1995 (19g) and 1996 (15g)...pinch hit in his big league debut, on 5/4/1995, and singled off Hou's Dave Veres...collected hits in each of his first 3 Major League plate apps.

PERSONAL: Lettered in baseball and football at Windsor (VA) High School...attended Norfolk State University, where he holds the single-season school record for runs scored (62 in 1990)...ranks fifth in the program's history in career stolen bases (66)...is 1 of only 2 players from NSU to appear in a Major League game (1B Eric Crozier, 14g in 2004)...wife's name is Cynthia...they have 2 sons, Montae and Marcus...Montae was selected by the Royals in the 38th round of the 2017 first-year player draft out of Patrick Henry Community College in Martinsville, VA.

BRADSHAW'S CAREER TRANSACTIONS

- Was selected by the Yankees in the 17th round of the June 1987 draft. Did not sign.
- Was selected by the Cardinals in the ninth round of the 1990 draft.

Career Playing Record

Yr	Club	Avg.	G	AB	R	H	2B	3B	HR	RBI	BB	SO	SB
1990	Hamilton - A	.234	68	235	37	55	5	1	3	13	24	60	15
1991	Savannah - A	.237	132	443	91	105	17	1	7	42	99	118	65
1993	St. Petersburg - A	.291	125	461	84	134	25	6	5	51	82	60	43
1994	Louisville - AAA	.250	22	80	16	20	4	0	4	8	6	10	5
	Arkansas - AA	.280	114	425	65	119	25	8	10	52	50	69	13
1995	Louisville - AAA	.283	111	389	65	110	24	8	8	42	53	60	20
	St. Louis	.227	19	44	6	10	1	1	0	2	2	10	1
1996	Louisville - AAA	.303	102	389	56	118	23	1	12	44	42	64	21
	St. Louis	.333	15	21	4	7	1	0	0	3	3	2	0
1997	Louisville - AAA	.249	130	453	79	113	17	6	8	43	61	79	26
1998	Omaha - AAA	.264	105	295	61	78	12	0	13	35	51	52	12
1999	Ottawa - AAA	.197	56	127	13	25	5	3	0	10	16	31	4
Majors Totals		.262	34	65	10	17	2	1	0	5	5	12	1
Minors Totals		.266	965	3297	567	877	157	34	70	340	484	603	224



COLLIN COWGILL

Twitter @Ccowgill12

1B COACH

54

Age: 36 Ht.: 5-9 Wt.: 190 B: R T: L Seasons In Majors: 6

Born: 5/22/86 Birthplace: Lexington, KY Resides: Cincinnati, OH

Joined Reds Organization: On 11/29/22, as first base coach

Joined Major League Coaching Staff: On 11/29/22, as first base coach

COACHING CAREER: Collin Cowgill is in his first season in the organization following 2 years as manager for the Mariners' Class AA affiliate at Arkansas, his only previous coaching experience... also will serve as the outfield and baserunning coach on manager David Bell's Major League staff.

COWGILL'S MANAGERIAL RECORD

Year	Club	League	W-L	Pct.	Place
2021	Arkansas	Texas	64-56	.533	3rd
2022	Arkansas	Texas	73-65	.529	2nd
Minor League Totals			137-121	.531	

PLAYING CAREER: The former outfielder was selected by the Athletics in the 29th round of the June 2007 amateur draft but instead chose to play his senior season at the University of Kentucky...was signed after he was selected by the Diamondbacks in the fifth round of the June 2008 draft...from 2011-2016 appeared in 317 Major League games for the Diamondbacks, Athletics, Mets, Angels and Indians...in 2020 went to Major League spring training camp with the Mariners but did not play during the regular season...retired on 10/30/20 and then was hired by the Mariners to manage their Class AA affiliate at Arkansas.

PERSONAL: Attended Henry Clay High School (Lexington, KY) and is a member of the University of Kentucky's Hall of Fame...wife's name is Aly...they have a son, Oakland (4), and a daughter, Frida (2).

MOST RECENT FIRST BASE COACHES

2023..... Collin Cowgill	2001 Bill Doran	1988-89 Lee May
2019-22 Delino DeShields	1999-2000 Dave Collins	1987 Tony Perez
2016-18 Freddie Benavides	1997-98 Ron Oester	1983-86 Tommy Helms
2006-15 Billy Hatcher	1997 Ken Griffey Sr.	1979-83 Ron Plaza
2004-05 Randy Whisler	1994-97 Joel Youngblood	1976-79 Russ Nixon
2002-03 Jose Cardenal	1993 Jose Cardenal, Ron Oester	1970-75 George Scherger
	1990-92 Tony Perez	

COWGILL'S CAREER TRANSACTIONS

- Was selected by the Athletics in the 29th round of the June 2007 amateur draft. Did not sign.
- Was selected by the Diamondbacks in the fifth round of the June 2008 amateur draft.
- Was acquired by the Athletics, with RHP Ryan Cook and RHP Jarrod Parker, for LHP Craig Breslow, RHP Trevor Cahill and cash, December 9, 2011.
- Was acquired by the Mets for IF Jefry Marte, December 18, 2012.
- Was acquired by the Angels for minor league RF Kyle Johnson, June 25, 2013.
- Was acquired by the Indians for cash, December 2, 2015.
- Was signed by the Padres to a minor league contract, February 6, 2017; was released, August 6.
- Was signed by the Phillies to a minor league contract, February 9, 2018.
- Was signed by the Nationals to a minor league contract, March 12, 2019.
- Was signed by the Mariners to a minor league contract, February 11, 2020.

Career Playing Record

Yr	Club	Avg.	G	AB	R	H	2B	3B	HR	RBI	BB	SO	SB
2008	South Bend - A	.249	50	201	31	50	13	3	1	17	25	61	1
	Yakima - A	.304	20	79	21	24	3	1	11	28	12	17	5
2009	Visalia - A	.277	61	220	39	61	9	5	6	36	29	49	11
2010	Mobile - AA	.285	131	502	89	143	34	4	16	83	57	73	25
2011	Reno - AAA	.354	98	395	95	140	24	8	13	70	51	63	30
	Arizona	.239	36	92	8	22	3	0	1	9	8	28	4
2012	Sacramento - AAA	.254	61	260	33	66	17	1	4	37	20	50	8
	Stockton - A	.125	2	8	0	1	0	0	0	0	0	2	0
	Oakland	.269	38	104	10	28	2	0	1	9	11	27	3
2013	Las Vegas - AAA	.268	33	123	22	33	6	0	5	12	17	25	4
	New York (NL)	.180	23	61	7	11	2	0	2	8	2	15	0
	Salt Lake - AAA	.600	4	15	4	9	1	0	2	7	1	3	1
2014	Los Angeles (AL)	.231	50	91	11	21	3	2	2	8	5	27	1
	Salt Lake - AAA	.333	3	12	4	4	2	0	0	0	2	2	0
	Los Angeles (AL)	.250	106	260	37	65	10	1	5	21	26	74	4
2015	Salt Lake - AAA	.364	12	44	5	16	3	0	1	4	2	5	0
	Inland Empire - A	.167	2	6	2	1	0	0	0	0	1	1	0
	Los Angeles (AL)	.188	55	69	10	13	2	1	1	2	4	19	2
2016	Columbus - AAA	.234	103	359	46	84	17	1	4	30	34	85	7
	Cleveland	.083	9	12	0	1	0	0	0	0	2	7	0
2017	El Paso - AAA	.235	58	200	34	47	8	1	7	24	17	59	4
	AZL Padres 1 - R	.250	4	12	1	3	1	0	0	3	1	2	0
	AZL Padres 2 - R	.667	1	3	1	2	2	0	0	2	0	1	0
2018	Lehigh Valley - AAA	.230	93	304	54	70	16	1	12	41	32	74	3
	Fresno - AAA	.228	84	241	54	55	11	2	12	34	29	70	8
Major Totals		.234	317	689	83	161	22	4	12	57	58	197	14
Minor Totals		.271	819	2984	535	809	167	27	94	428	330	642	107



JOSÉ DUARTE

BULLPEN CATCHER

91

Age: 29 **Ht.:** 6-2 **Wt.:** 222 **B:** R **T:** R **Seasons In Majors:** None

Born: 4/23/93 **Birthplace:** Maracay, VZ **Resides:** Maracay, VZ

Joined Reds Organization: In July 2019, as bullpen catcher

Joined Major League Coaching Staff: In July 2019, as bullpen catcher

COACHING CAREER: José Gabriel Duarte is in his fifth season on manager David Bell's Major League coaching staff as the bullpen catcher...joined the Reds in that position after he was released from his minor league contract on 6/28/19.

PLAYING CAREER: The former catcher was signed by Reds scout Jose Fuentes as a non-drafted free agent in October 2010...played all or parts of 7 seasons in the minor leagues...was released on 6/28/19 and then in July of that year joined the Reds' Major League coaching staff as a full-time bullpen catcher.

PERSONAL: Wife's name is Daniela...they have a son, Jose Daniel (9/16/22).

DUARTE'S CAREER TRANSACTIONS

- Was signed by the Reds as a non-drafted free agent, October 14, 2010. Was signed by Jose Fuentes.
- Elected minor league free agency, November 6, 2017.
- Was re-signed by the Reds to a minor league contract, January 11, 2018.
- Was re-signed by the Reds to a minor league contract, January 7, 2019.

Career Playing Record

Yr	Club	Avg.	G	AB	R	H	2B	3B	HR	RBI	BB	SO	SB	
2011	VSL Reds - R	.281	42	135	12	38	9	0	1	20	10	35	1	
2012	DSL Reds - R	.195	40	113	14	22	1	3	0	10	15	39	4	
2013	AZL Reds - R	.178	29	90	6	16	5	0	0	6	6	22	0	
2014	Billings - R	.236	18	55	4	13	2	0	1	8	2	13	0	
	AZL Reds - R	.200	4	10	1	2	0	0	1	2	1	1	0	
2015	Billings - R	.178	22	73	5	13	3	0	0	7	1	22	0	
2016	Dayton - A	.214	29	98	4	21	1	0	1	8	7	29	0	
	Pensacola - AA	.308	4	13	4	4	0	0	1	3	0	4	0	
2017	Daytona - A	.083	3	12	1	1	0	0	0	1	0	5	0	
	Pensacola - AA	.200	3	5	0	1	0	0	0	0	0	3	0	
	Louisville - AAA	.259	7	27	1	7	0	0	0	5	0	7	0	
Minor League Totals			.219	201	631	52	138	21	3	5	70	42	180	5



J.R. HOUSE

3B COACH
56
Age: 43 **Ht.:** 6-0 **Wt.:** 205 **B:** R **T:** R **Seasons In Majors:** 5

Born: 11/11/79 **Birthplace:** Charleston, WV **Resides:** Phoenix, AZ

Joined Reds Organization: On 11/19/18, as third base / catching coach

Joined Major League Coaching Staff: On 11/19/18, as third base / catching coach

COACHING CAREER: James Rodger House is in his fifth season in the organization and fifth on the Major League coaching staff...on 11/19/18 he was hired as new manager David Bell's third base coach and during the 2019-2022 seasons also held the title of catching coach...House spent the previous 7 seasons in various roles in the player development department of the Diamondbacks, as a hitting coach for Rookie Missoula (2012) and Class A Hillsboro (2013), as a manager for Hillsboro (2014), Class A Visalia (2015-2016) and Class AA Jackson (2017) and in 2018 as minor league field coordinator...was the 2015 California League Manager of the Year at Visalia...his 2014 Hillsboro squad won the Northwest League playoffs...as a minor league manager produced a career winning percentage of .573 (284-212).

HOUSE'S MANAGERIAL RECORD

Year	Club	League	W-L	Pct.	Place
2014	Hillsboro	Northwest	48-28	.632	[^] 1st
2015	Visalia *	California	84-56	.600	1st
2016	Visalia	California	81-59	.579	1st
2017	Jackson	Southern	71-69	.507	3rd

Minor League Totals **284-212** **.573**
[^] 2014 NWL playoff champions, * 2015 California League Manager of the Year

PLAYING CAREER: The former catcher was selected by Pittsburgh in the fifth round of the June 1999 free agent draft...played parts of 5 seasons in the Major Leagues for the Pirates, Astros and Orioles.

PERSONAL: Attended Seabreeze High School in Daytona Beach, FL...in 2005 played quarterback for West Virginia University...wife's name is Valerie...they have 3 children, daughter Rilynn, son Camden and daughter Aniston.

MOST RECENT THIRD BASE COACHES

2019-23	* J.R. House	1998	Harry Dunlop	1984	Joe Sparks
2016-18	Billy Hatcher	1997	Joel Youngblood	1983	Ron Plaza
2015	Jim Riggleman	1996	Marc Bombard	1979-82	Russ Nixon
2014	Steve Smith	1994-95	Ray Knight	1978-79	Ron Plaza
2004-13	Mark Berry	1993	Bobby Valentine, Dave Bristol	1978	Alex Grammas
2003	Ray Knight	1990-92	Sam Perlozzo	1976-77	George Scherger
2002-03	Tim Foli	1989	Dave Bristol	1970-75	Alex Grammas
1999-2001	Ron Oester	1988	Bruce Kimm	1966-69	Vern Benson
* Also serves as the organization's catching coach		1985-87	Billy DeMars		

HOUSE'S CAREER TRANSACTIONS

- Was selected by the Pirates in the fifth round of the June 1999 amateur draft.
- Was signed by the Astros, January 26, 2006.
- Was signed by the Orioles, November 13, 2006.
- Was signed by the Astros, January 7, 2008.
- Was signed by the Royals, December 3, 2008.
- Was signed by the Mets, May 13, 2010.

Career Playing Record

Yr	Club	Avg.	G	AB	R	H	2B	3B	HR	RBI	BB	SO	SB
1999	Pirates - R	.327	33	113	13	37	9	3	5	23	11	23	1
	Hickory - A	.273	4	11	1	3	0	0	0	0	0	3	0
	Williamsport - A	.300	26	100	11	30	6	0	1	13	9	21	0
2000	Hickory - A	.348	110	420	78	146	29	1	23	90	46	91	1
2001	Altoona - AA	.258	112	426	51	110	25	1	11	56	37	103	1
2002	Pirates - R	.313	5	16	3	5	2	0	1	2	3	1	0
	Altoona - AA	.264	30	91	9	24	6	0	2	11	13	21	0
2003	Altoona - AA	.333	20	63	12	21	6	0	2	11	5	11	0
	Pirates - R	.400	20	65	16	26	9	0	4	23	12	5	0
	Pittsburgh	1.000	1	1	0	1	0	0	0	0	0	0	0
2004	Nashville - AAA	.288	92	309	38	89	21	1	15	49	23	72	1
	Pittsburgh	.111	5	9	1	1	1	0	0	0	0	2	0
2005					Did Not Play								
2006	Corpus Christi - AA	.325	97	379	58	123	23	2	10	69	32	44	2
	Round Rock - AAA	.412	31	114	25	47	15	0	5	36	9	15	0
	Houston	.000	4	9	0	0	0	0	0	0	0	2	0
2007	Norfolk - AAA	.298	110	419	52	125	32	2	11	66	43	59	1
	Baltimore	.211	19	38	5	8	2	0	3	3	1	11	0
2008	Round Rock - AAA	.306	127	454	63	139	25	0	18	60	53	52	1
	Houston	.000	3	3	0	0	0	0	0	1	0	1	0
2009	Omaha - AAA	.251	127	505	58	127	24	0	9	53	33	57	0
2010	Buffalo - AAA	.253	67	225	20	57	14	0	4	29	13	31	0
Major League Totals		.167	32	60	6	10	3	0	3	4	1	16	0
Minor League Totals		.299	1011	3710	508	1109	246	10	121	591	342	609	8



DEREK

PITCHING COACH / DIR. OF PITCHING

JOHNSON

36

Age: 51 **Ht.:** 5-10 **Wt.:** 215 **B:** R **T:** L **Seasons In Majors:** None

Born: 7/16/71 **Birthplace:** Gibson City, IL **Resides:** Nashville, TN

Joined Reds Organization: On 11/2/18, as pitching coach

Joined Major League Coaching Staff: On 11/2/18, as Major League pitching coach; on 10/28/21, also assumed the role of the organization's Director of Pitching

2023 REDS

PROFESSIONAL COACHING CAREER: Derek Johnson is in his fifth season in the organization, his second with additional duties as Director of Pitching...he communicates the overall vision of the pitching department while helping facilitate and drive initiatives, curriculum and content to serve the organization's Major League and minor league pitchers and coaches...was *Baseball America's* Major League Baseball Coach of the Year in 2019, when the Reds led the National League with a franchise-record 1,552 strikeouts and ranked fourth in the NL with a team ERA of 4.18, the staff's best since 2014 and almost half a run better than its 2018 ERA of 4.63... in 1,438 innings in 2019 allowed just 1,270 hits, the second-fewest of any team in the NL...in 2020, his pitching staff led the National League with 615 strikeouts (504ip), a new NL record for strikeouts by pitchers through the first 60 games of a season (590, 2018 Nationals), and his starting rotation led the NL while ranking second in the Major Leagues with 381 strikeouts in 311.1 innings (Cle, 401k, 349.2ip)...on 11/2/18 was named pitching coach on new manager David Bell's Major League staff...spent the previous 3 seasons in the same position with the Brewers...in 2018, Brewers pitchers established franchise records for strikeouts in a season (1,428) and lowest opponents' batting average (.233)...in 2017, the Brewers' 3.54 ERA from 7/28 through the remainder of the season (58g) ranked third in the Major Leagues in that span behind only the Indians (2.67) and Yankees (3.50)...in 2016, from 8/22 through the remainder of the season (39g) Brewers pitchers posted a 3.13 ERA, the best in the Major Leagues...for 3 seasons from 2013-2015, in his first professional coaching position was the minor league pitching coordinator for the Chicago Cubs.

DEREK JOHNSON'S PITCHING STAFFS

Team	Year	ERA	NL Rank
Brewers	2016	4.08	7th
Brewers	2017	4.00	5th
Brewers	2018	3.73	4th
2016 - 2018		3.94	4th
Reds	2019	4.18	4th
Reds	2020	3.84	2nd
Reds	2021	4.40	10th
Reds	2022	4.86	13th
2019 - 2022		4.41	11th
2016 - 2022		4.19	-

COLLEGE COACHING CAREER: From 2002-2012 was the pitching coach at Vanderbilt University...in his last 3 seasons with the Commodores also served as associate head coach...was National Pitching Coach of the Year in 2004 and National Assistant Coach of the Year in 2010...in 2011 helped lead Vanderbilt to its first College World Series appearance, guiding a staff that featured 8 pitchers who were selected in Major League Baseball's first-year player draft...also coached at Eastern Illinois University (1994), Southern Illinois University (1995-1997) and Stetson University (1998-2001)...as a college coach, mentored 14 pitchers who

BASEBALL AMERICA'S 2019 MAJOR LEAGUE AWARDS
Organization of the Year
 Tampa Bay Rays
Player of the Year
 Justin Verlander, Hou
Rookie of the Year
 Pete Alonso, NYM
Executive of the Year
 Mike Rizzo, Wsh
Manager of the Year
 Craig Counsell, Mil
Coach of the Year
 Derek Johnson, Cin

have appeared in the Major Leagues, including Jason Frasier (Southern Illinois), Lenny DiNardo (Stetson), Jeremy Sowers (Vanderbilt), Jensen Lewis (Vanderbilt), Mike Minor (Vanderbilt), David Price (Vanderbilt), Sonny Gray (Vanderbilt), Nick Christiani (Vanderbilt), Taylor Hill (Vanderbilt), Drew Verhagen (Vanderbilt), Caleb Cotham (Vanderbilt), Drew Hayes (Vanderbilt), Matt Buschmann (Vanderbilt) and Tyler Beede (Vanderbilt)...helped produce 6 first round/supplemental first round draft picks, including Jeremy Sowers (6th overall, Cle, 2004), David Price (1st, TB, 2007), Casey Weathers (8th, Col, 2007), Mike Minor (7th, Atl, 2009), Sonny Gray (18th, Oak, 2011) and Grayson Garvin (59th, TB, 2011).

PERSONAL: Graduated from University High School in Normal, Illinois...attended Lakeland (FL) Junior College from 1989-1991 before graduating from Eastern Illinois University in 1994...in 1993 was All Mid-Continent Conference as a lefthanded pitcher...in 2012 authored *The Complete Guide To Pitching*...wife's name is Tasha...they have a son, Teague, and a daughter, Taite.

MOST RECENT PITCHING COACHES

2019-23 ^^ Derek Johnson	2006 * Tom Hume	1984 Stan Williams
2018 ^ Danny Darwin	2005-06 Vern Ruhle	1979-83 Bill Fischer
2016-18 Mack Jenkins	1993-2005 Don Gullett	1970-78 Larry Shepard
2016 Mark Riggins & ^ Mack Jenkins	1992-93 Larry Rothschild	1969 Harvey Haddix
2014-15 Jeff Pico	1990-91 Stan Williams	1966-68 Mel Harder
2010-13 Bryan Price	1986-89 Scott Breeden	* Bullpen coach, served as interim pitching coach
2007-09 Dick Pole	1984-85 Jim Kaat	^ Interim pitching coach, ^^ Director of Pitching


TIM

@lamonte_tim77

ASSISTANT HITTING / IP COACH

LAMONTE

75

Age: 45 **Ht.:** - **Wt.:** - **B:** - **T:** - **Seasons in Majors:** None

Born: 8/14/77 **Birthplace:** Garland, TX **Resides:** Rockwall, TX

Joined Reds Organization: On 11/29/22, as assistant hitting / integrated performance coach

Joined Major League Coaching Staff: On 11/29/22, as assistant hitting / integrated performance coach

MANAGERIAL/COACHING CAREER: In his first season in the organization, Tim LaMonte (pronounced La-MONT) will serve as the Major League staff's assistant hitting / integrated performance coach... spent the 2022 season as the Mets' minor league hitting coordinator... before joining the Mets in 2022, spent 3 seasons in the Astros' organization as hitting coach for Class AA Corpus Christi in 2019, complex hitting coach during the 2020 COVID-19 season and complex hitting coordinator in 2021...from 1998-2018, was a private hitting instructor based in Texas while simultaneously teaching and coaching baseball at various school districts in the state.

ASSISTANT HITTING COACHES

2023	Tim LaMonte, Terry Bradshaw
2022	^ Joel McKeithan
2020-21	* Joe Mather
2019	Donnie Ecker
2016-18	Tony Jaramillo
2014-15	Lee Tinsley
2013	Ronnie Ortegon

^ Also served as the organization's offensive coordinator
* Also served as the organization's director of hitting

PERSONAL: Attended Eastfield College (Mesquite, TX), where he played baseball...graduated with a degree in kinesiology from Texas A&M University-Commerce...wife's name is Alysha...they have 4 children, Loryn (22), Tristan (17), Aiden (15) and Rylea (12).



ALON

@alonleichman2

ASSISTANT PITCHING COACH

LEICHMAN

88

Age: 33 **Ht.:** 5-9 **Wt.:** 185 **B:** R **T:** R **Seasons In Majors:** None

Born: 5/29/89 **Birthplace:** Kibbutz Gezer, Israel **Resides:** Kibbutz Gezer, Israel

Joined Reds Organization: On 12/1/22, as assistant pitching coach

Joined Major League Coaching Staff: On 12/1/22, as assistant pitching coach

COACHING CAREER: Alon Leichman (pronounced Alone LISHE-man) is in his first season in the organization...spent the previous 6 seasons in the Mariners' organization as coordinator of organization learning (2017), pitching coach for their Dominican Summer League affiliate (2018), pitching coach at Class A West Virginia (2019), pitching coach at Class AA Arkansas (2020-2021) and pitching coach at Class AAA Tacoma (2022)...in 2016, as pitching coach helped lead the Yarmouth-Dennis Red Sox to the Cape Cod Baseball League championship...was the bullpen coach for Team Israel in the 2017 World Baseball Classic.

ASSISTANT PITCHING COACHES

2023	Alon Leichman
2021-22	Eric Jagers
2019-20 *	Caleb Cotham
2016-18	Ted Power
2012-16	Mack Jenkins
* In 2020, Cotham also served as the organization's director of pitching	

PLAYING CAREER: Competed for Team Israel in international competition, including the 2013 World Baseball Classic and the 2020 Tokyo Olympics (played in July 2021)...became the first player to represent Israel at Major League Baseball's European Academy and worked with a coaching staff that included Barry Larkin, Rod Carew, Lee Smith and Bruce Hurst...following right elbow surgery could not pitch in the 2011 European Championship qualifiers but was on the roster as a designated hitter...Team Israel lost to Great Britain in the 2012 European Championship semifinal...was the second-youngest player in the 2007 Israel Baseball League.

PERSONAL: Came to the United States following a 3-year stint in the Israeli Army...from 2011-2013 was a member of the baseball team at Cypress (CA) College, including the 2013 CCCAA state champions, and from 2014-2016 spent 3 seasons at the University of California-San Diego...was a medical red-shirt at Cypress College in 2011 and at UC-SD in 2014...is a black belt in Jiu-Jitsu.


JOEL

McKEITHAN 62

HITTING COACH
Age: 31 **Ht.:** 6-3 **Wt.:** 200 **B:** R **T:** R **Seasons In Majors:** None

Born: 8/15/91 **Birthplace:** Raleigh, NC **Resides:** Charlotte, NC

Joined Reds Organization: On 11/29/21, as assistant hitting coach / offensive coordinator

Joined Major League Coaching Staff: On 11/29/21, as assistant hitting coach / offensive coordinator

COACHING CAREER: Joel McKeithan is in his second season in the organization, his first as head hitting coach on manager David Bell's Major League staff...in 2022 was the club's assistant hitting coach...before joining the Reds, he served as a minor league hitting coach for the Phillies at their short-season Williamsport affiliate (2019-20), was the director of hitting at X2 Baseball in Charlotte, NC (2020) and in 2021 was the minor league hitting coordinator for the Tigers...from 2016-2018 spent time at Driveline, first as a player and then as a coach to help create that company's hitting department by focusing on a data-driven approach to instruction and player development.

PLAYING CAREER: The former shortstop played 2 seasons in the independent leagues for the Lake Erie Crushers and Gateway Grizzlies, hitting .262 with 16 HR and 69 RBI over 157 career games...from 2011-2013 played 3 seasons at Vanderbilt University...missed the 2014 season while recovering from "Tommy John" surgery, then finished his collegiate career in 2015 at North Carolina State University.

PERSONAL: Attended T.C. Roberson High School in Asheville, North Carolina...from 2011-2013 played at Vanderbilt University and, following 1 season at North Carolina State University, returned there to graduate in 2015...father Mack also played at North Carolina State...younger brother Timothy played at Brown University and is an assistant coach on the Pirates' Major League staff...youngest brother Aaron, a catcher, was selected by the Cardinals in the the 16th round of the June 2021 draft...mother's name is Vimi...has a sister, Lydia.

MOST RECENT HITTING COACHES

2023 * Joel McKeithan	2003 Ray Knight, Tom Robson	1997 Denis Menke
2020-22 Alan Zinter	2002 Jim Lefebvre	1995-96 Hal McRae
2019 Turner Ward	2001 Ken Griffey Sr.	1993-94 Ray Knight
2014-18 Don Long	1999-2000 Denis Menke	1987-92 Tony Perez
2007-13 Brook Jacoby	1997-98 Ken Griffey Sr.	1985-87 Billy DeMars
2004-06 Chris Chambliss		1970-84 Ted Kluszewski

McKEITHAN'S CAREER TRANSACTIONS

-- Was selected by the Rockies in the 39th round of the June 2010 first-year player draft.

Career Playing Record

Yr	Club	Avg.	G	AB	R	H	2B	3B	HR	RBI	BB	SO	SB
2011	Vanderbilt - NCAA	.333	6	3	1	1	0	0	0	0	0	1	0
2012	Vanderbilt - NCAA	.171	24	41	9	7	1	0	0	4	6	13	1
2013	Vanderbilt - NCAA	.220	25	41	6	9	0	0	0	6	3	8	0
2015	NC State - NCAA	.178	35	101	14	18	4	1	1	14	14	28	0
2017	Southern Illinois - IND	.184	27	76	9	14	1	0	2	12	5	17	0
2017	Gateway - IND	.289	50	187	21	54	12	1	5	22	24	44	0
2018	Gateway - IND	.226	34	106	15	24	4	0	3	14	13	34	6
2018	Lake Erie - IND	.291	46	158	22	46	11	2	6	21	20	35	8
NCAA Totals		.188	90	186	30	35	5	1	1	24	23	50	1
Independent Totals		.262	157	527	67	138	28	3	16	69	62	130	14



JEFF

PICKLER

GAME PLANNING / INF COACH

61

Age: 47 Ht.: 5-10 Wt.: 186 B: L T: R Seasons In Majors: None

Born: 1/6/76 Birthplace: Garden Grove, CA Resides: Chandler, AZ

Joined Reds Organization: On 11/28/18, as game planning / outfield coach

Joined Major League Coaching Staff: On 11/28/18, as game planning / outfield coach

COACHING CAREER: Jeff Pickler is in his fifth season in the organization and in his seventh year as a coach on a Major League staff...in 2023 is transitioning from outfield coach to infield coach...spent the 2017 and 2018 seasons with the Twins as their outfield coach and coordinator of Major League development, a position in which he advised all coaches and players on game preparation and strategy and coordinated the communication between Minnesota's Major League staff and player development...began his professional baseball career in 2006 with the Diamondbacks and for 3 seasons served as their advance scout and consultant to the Major League staff...also worked for the Padres as a special assignment scout (2010, 2012-2014), for the Angels as minor league infield coordinator (2011) and for the Dodgers as a special assistant in their scouting and player development departments (2015-2016)...in 2009 worked for the University of Arizona as an assistant coach.

GAME PLANNING COACHES
2019-23 Jeff Pickler

PLAYING CAREER: The former infielder was selected by the Brewers in the 11th round of the June 1998 first-year player draft...played 8 seasons in the minor league systems of the Brewers (1998-2001), Rangers (2002-2004) and Rockies (2005).

PERSONAL: In 1994 graduated from Foothill (CA) High School...in 1995 attended Cypress (CA) Junior College, where he was an All-America selection...from 1996-1998 attended the University of Tennessee, where in 1998 he was the Scholar Athlete of the Year, Southeastern Conference Player of the Year and a consensus first team All-American...graduated magna cum laude with a bachelor of science degree in business administration with an emphasis in marketing...earned a master's degree in teaching and learning from National University...his father, Scott Pickler, has been the head coach at Cypress Junior College for 37 years and is a member of the American Baseball Coaches Association Hall of Fame...wife's name is Erica.

PICKLER'S CAREER TRANSACTIONS

-- Was selected by the Brewers in the 11th round of the 1998 first-year player draft.

Career Playing Record

Yr	Club	Avg.	G	AB	R	H	2B	3B	HR	RBI	BB	SO	SB
1998	Ogden - R	.364	71	280	55	102	22	0	4	49	39	25	20
1999	Stockton - A	.338	80	311	40	105	14	3	1	42	23	29	7
	Huntsville - AA	.279	51	183	20	51	8	1	1	23	15	25	9
2000	Huntsville - AA	.303	71	254	34	77	11	0	0	26	30	28	15
	Indianapolis - AAA	.307	56	189	34	58	6	1	1	20	24	27	14
2001	Huntsville - AA	.287	134	523	74	150	17	2	0	32	60	51	34
2002	Tulsa - AA	.167	6	24	2	4	0	0	0	0	2	3	1
	Oklahoma - AAA	.299	96	394	62	118	19	0	0	32	54	44	17
2003	Oklahoma - AAA	.222	125	486	68	108	20	5	2	36	64	74	32
2004	Oklahoma - AAA	.311	86	354	64	110	22	5	1	51	34	49	15
2005	Col. Springs - AAA	.331	128	423	72	140	26	6	5	50	41	46	16
Minor League Totals		.299	904	3421	525	1023	165	23	15	361	386	401	180



JOE

 @joe_singley
BULLPEN CATCHER**SINGLEY****98**

Age: 25 Ht.: 5-11 Wt.: 185 B: R T: R Seasons In Majors: None

Born: 11/9/97 Birthplace: Wilmington, DE Resides: Wilmington, DE

Joined Reds Organization: On 11/29/22, as bullpen catcher

Joined Major League Coaching Staff: On 11/29/22, as bullpen catcher

COACHING CAREER: Joe Singley is in his first season on David Bell's coaching staff...is his first professional coaching position...during the 2022 season was a catching intern for the Major League team...prior to joining the Reds, he worked with pitchers and catchers for 2 seasons as a student assistant at Coastal Carolina University.

PLAYING CAREER: The former catcher was a 2-time All-State selection at Archmere Academy (Claymont, DE)...received a scholarship to play baseball at Tulane University and Coastal Carolina University, but his collegiate athletic career was cut short by four shoulder reconstruction surgeries.

PERSONAL: His father, Joe Singley, played football at Temple University and professional baseball with the Philadelphia Phillies and Chicago White Sox organizations...following his father's passing, he started the Singley Strong Foundation to help families struggling with cancer.



MATT TRACY

@mjtracy17

BULLPEN COACH

90

Age: 34 **Ht.:** 6-3 **Wt.:** 215 **B:** L **T:** L **Seasons In Majors:** 1 game

Born: 11/26/88 **Birthplace:** St. Louis, MO **Resides:** Tampa, FL

Joined Reds Organization: On 11/29/22, as bullpen coach

Joined Major League Coaching Staff: On 11/29/22, as bullpen coach

COACHING CAREER: Is in his first season in the organization following 3 years as the pitching analysis/development coordinator for the Blue Jays (2020-2022)...spent the 2020 COVID-19 season at their alternate training site.

PLAYING CAREER: Was selected by the Marlins in the 43rd round of the June 2010 amateur draft but did not sign...signed after he was selected by the Yankees in the 24th round of the June 2011 draft...made 1 Major League appearance, an 8-4 Yankees loss to the Red Sox at Fenway Park on 4/11/15 (2ip, 2h, 3r, 0er, 2bb, 1k)...spent time in the minor league systems of the Yankees, Marlins, Twins and Blue Jays.

PERSONAL: Attended Christian Brothers College High School (St. Louis, MO) and the University of Mississippi...wife's name is Kelsey...they have 2 children, James and Dorothy.

MOST RECENT BULLPEN COACHES

2023	Matt Tracy
2019-22	Lee Tunnell
2016-18	Ted Power
2014-16	Mack Jenkins
2008-13	Juan Lopez
2007	Tom Hume
2006	* Lee Tunnell
1996-2006	** Tom Hume
1994-95	Grant Jackson
1993	Don Gullett, Dave Miley
1992	John McLaren
1990-91	Larry Rothschild
* Interim bullpen coach		
** In 2006 served as interim pitching coach		

TRACY'S CAREER TRANSACTIONS

- Was selected by the Yankees in the 24th round of the June 2011 amateur draft.
- Was claimed off waivers by the Marlins, April 18, 2015.
- Was claimed off waivers by the Yankees, April 22, 2015; was released, June 3, 2016.
- Was signed by the Marlins to a minor league contract, June 23, 2016.
- Was signed by the Twins to a minor league contract, January 6, 2017.
- Was signed by the Blue Jays to a minor league contract, February 14, 2018.

Career Playing Record

Yr	Club	W-L	ERA	G	GS	CG	SHO	SV	IP	H	R	ER	BB	SO
2011	Staten Island - A	1-2	3.04	17	6	0	0	0	47.1	41	20	16	16	48
2012	Scranton/WB - AAA	1-0	1.80	1	1	0	0	0	5.0	3	1	1	3	4
	Tampa - A	5-7	3.27	18	18	2	0	0	99.0	88	47	36	39	64
2013	Trenton - AA	4-5	5.51	14	13	0	0	0	63.2	67	42	39	37	60
2014	Scranton/WB - AAA	1-6	4.45	12	11	0	0	1	62.2	74	38	31	21	39
	Trenton - AA	8-2	3.26	16	15	0	0	0	88.1	97	35	32	34	50
2015	Scranton/WB - AAA	0-3	5.72	13	6	0	0	0	39.1	45	28	25	19	26
	Trenton - AA	1-3	2.29	16	5	0	0	0	51.0	45	17	13	16	40
	New York (AL)	0-0	0.00	1	0	0	0	0	2.0	2	3	0	2	1
2016	Jacksonville - AA	2-5	4.61	12	11	0	0	0	54.2	63	37	28	17	38
	Trenton - AA	3-1	5.11	13	0	0	0	0	24.2	30	14	14	10	23
	Jupiter - A	1-0	0.00	1	0	0	0	0	2.2	2	0	0	0	3
2017	Rochester - AAA	2-2	7.64	4	3	0	0	0	17.2	25	15	15	8	15
	Chattanooga - AA	3-4	4.04	13	9	0	0	0	62.1	63	34	28	22	53
	GCL Twins - R	0-0	2.25	1	1	0	0	0	4.0	2	1	1	0	6
2018	Buffalo - AAA	1-1	2.40	11	9	0	0	0	48.2	42	14	13	20	32
	GCL Blue Jays - R	0-1	3.18	3	3	0	0	0	5.2	8	3	2	0	5
Major Totals		0-0	0.00	1	0	0	0	0	2.0	2	3	0	2	1
Minors Totals		33-42	3.91	165	111	2	0	1	676.2	695	346	294	262	506

MAJOR LEAGUE MEDICAL STAFF

SEAN McQUEENEY - Head Athletic Trainer, PT, DPT, ATC

Sean McQueeney is in his second season as the Major League team's head athletic trainer. He worked for the Mariners from 2004-2011 as coordinator of rehabilitation & athletic training and coordinator of minor league rehabilitation, then from 2011-2013 spent time in the Royals organization as minor league rehabilitation coordinator. A board certified clinical specialist in sports physical therapy, McQueeney spent the last 8 years working as a physical therapist for a variety of private companies. In the summer of 2018, he was the athletic trainer/physical therapist for the Chinese Olympic Committee's men's table tennis team and in 2009 was the head athletic trainer for Cardenales de Lara in the Venezuelan Winter League. McQueeney played baseball at Richard Stockton College of New Jersey and from there received a bachelor's degree in biology, a master's degree in physical therapy and a transitional doctorate in physical therapy. As part of his clinical experience, in the summer of 2004 he interned for local TriHealth Physical Therapy and for the Reds' Major League training staff.


TOMÁS VERA - Assistant Athletic Trainer, ATC

Tomás Vera, 55, is in his 13th season as Reds Assistant Athletic Trainer, his 33rd in professional baseball. He joined the organization in September 2006 as a minor league athletic trainer (Sarasota 2007-2008, Louisville 2009-2010). Prior to joining the Reds, he worked 12 years in the White Sox organization (Kannapolis 2004-2006, Great Falls 2003, Bristol 2002, Phoenix 2001, Tucson 1998-2000, Sarasota 1995-1997). In 1994, Tomás also worked for the Brewers in spring training/extended spring training. In 1990 he began his baseball career with the Venezuela Summer League's Azucareros de la Victoria and worked as an athletic trainer in the Venezuela Winter League with Aragua, Caracas, Cabimas and Pastora (1990-1996, 2009, 2012). He also spent time in the Dominican Winter League with Licey (1999-2002). Vera was the head athletic trainer for Venezuela in the 2006, 2009, 2013, 2017 and 2023 World Baseball Classics. He received his degree in physical education from UPEL-Venezuela and is recognized as the first Venezuelan certified member of the NATA. Tomás is the son of Leandro Vera Fortique and Hilda Oviedo de Vera. He was born in Caracas, Venezuela and lives in Sarasota with wife Mariela and children Rafael and Carolina.


RYAN ROSS - Assistant Athletic Trainer, M.S., ATC, CSCS

Ryan Ross is in his seventh season with the organization, his eighth in professional baseball and his first on the Major League staff. He spent the 2017-2018 seasons with the Reds' rookie league affiliates in Greeneville and Billings and worked at Class High-A Daytona in 2019. In the 2020 COVID-19 season, Ross was the contact tracer for the Major League team and then in 2021 worked for Class High-A Dayton before joining Class AA Chattanooga in 2022. He began his career in professional baseball in 2016 with the Angels in their player development system. Before working in baseball, Ryan served as the primary athletic trainer for the baseball and women's soccer programs at St. John's University, and in 2013 he worked for the NFL's New York Jets as a season-long intern. He earned his bachelor and master's degrees from Seton Hall University. Ryan resides in Matawan, NJ with his wife, Alexis.

HEAD ATHLETIC TRAINERS

Sean McQueeney	2022 - present
Steve Baumann	2016 - 2021
Paul Lessard	2010 - 2015
Mark Mann	2003 - 2009
Greg Lynn	1993 - 2002
Larry Starr	1972 - 1992
Bill Cooper	1968 - 1971
Al "Hump" Wylder	1965 - 1967
"Doc" Rhode	1960 - 1964
"Doc" Wayne Anderson	1951 - 1959
Bob Bohn	1948 - 1950


ASSISTANT ATHLETIC TRAINERS

Ryan Ross	2023
Brad Epstein	2022
Jimmy Mattocks	2016 - 2021
Tomás Vera	2011 - present
Steve Baumann	2005 - 2015
Tim Elser	2004 - 2006
Nick Kenney	2003 - 2004
Lonnie Soloff	2003
Mark Mann	1995 - 2002
Doug Spreen	1992 - 1994
Dan Wright	1990 - 1991
Joe Harvey	1982 - 1989



ROB FUMAGALLI - Director of Strength & Conditioning, CSCS, RSCC*D

Rob Fumagalli is in his third season in the organization. As part of the Reds' health and performance department, he provides leadership oversight of strength and conditioning for the Major League team and throughout the player development system. Rob spent the 2020 season as assistant strength and conditioning coach for the Texas Rangers following a decade of service with the Seattle Mariners, first as strength and conditioning specialist (2010-2013) and then as strength and conditioning coordinator (2014-2019). He received his bachelor of science degree in kinesiology/preventative rehabilitation from Northern Illinois University.



AARON REIS - Assistant Director of Strength & Conditioning, CSCS, RSCC

Aaron Reis (pronounced Rice) is in his second season in the organization. He was hired by the Reds following 7 years in the high performance department of the Mariners, including the last 2 seasons as their minor league strength and conditioning coordinator. Reis joined the Mariners after 2 seasons as strength and conditioning coach for the Royals' Arizona League and South Atlantic League (Lexington) affiliates, winning the 2013 PBSCCS AZL Strength and Conditioning Coach of the Year Award. He earned his bachelor's degree in exercise and sports science with a minor in sports psychology from the University of Evansville (2010) and his master's degree in exercise physiology from Southern Illinois University-Edwardsville (2013). Reis also interned in sports performance at Stanford University in 2012 and at EXOS (formerly Athletes' Performance) in 2013.



ASHLEY MEUSER - Major League Sports Dietitian, MS, RDN, CSSD, LD, CLT

Ashley Meuser is in her fifth year in the organization, her fourth as the Major League team's sports dietitian. She spent 2019 as the organization's coordinator of minor league nutrition and the 3 previous seasons (2016-2018) consulting with the Reds as the minor league sports dietitian. She also serves as the consultant sports dietitian for the Bengals. Prior to joining the Reds, she worked as a wellness director and sports dietitian for a wellness and fitness company, and as a consultant for Cincinnati-area high school football programs. Ashley earned her bachelor's degree in human nutrition from The Ohio State University in 2008 and her master's degree in nutritional sciences from the University of Cincinnati in 2010. She completed her dietetic internship from Indiana University-Purdue University, Indianapolis in 2012, where part of her internship

was spent in Orlando working with University of Central Florida athletics. She is a Certified Specialist in Sports Dietetics (CSSD). She lives in Cincinnati.




TAKESHI YAMAMOTO - Health & Performance Specialist

Takeshi Yamamoto joined the Reds in spring 2020 after the January signing of free agent OF Shogo Akiyama. Born in Miyagi-Prefecture, Watari Town, Japan, Takeshi began his professional sports career at the Komori Sports Massage Facility (1994-2004). As the athletic trainer for Japan's national ski team (2001-2002), he worked at the 2002 Winter Olympics in Salt Lake City. In 2004 he joined the Saitama Seibu Lions as a medical trainer and worked there through 2019, including 4 seasons as chief trainer after a 2016 promotion. He was a member of the 2004 and 2008 Japan champion clubs. Yamamoto graduated in 1990 from Toyo University with a pre-law degree and in 1994 from Akamon Acupuncture School. Takeshi, 52, lives in Saitama-Prefecture, Tokorozawa, Japan with wife Shima and children Kentaro and Shotaro.



ROBYN COHEN - Pilates & Mobility Coach

Robyn Cohen in February 2019 joined the Reds' health and performance staff as a movement and mobility specialist and will be traveling with the team for the fourth season. Before joining the Reds, she spent 2 years creating and tailoring individualized Pilates and Yoga programs for the Dodgers. The Kansas City native in 2006 earned a bachelor's degree in dance performance from the University of Arts in Philadelphia and then pursued a career as a professional dancer, physical therapy aide and magician's assistant. She worked on entertainer Michael Jackson's last tour, appeared in the CW's Masters of Illusion and during 7 years as a magician's assistant performed in NFL and NBA halftime shows. Since 2007, Cohen has been nationally recognized as a Pilates Method Alliance instructor and is certified in TRX, CoreAlign, Yoga and Thai Yoga bodywork.



DAN ADAMS - Applied Sports Scientist / Assistant S&C and Rehab Coach

Dan Adams is in his third season in the organization's Health & Performance Department, his first as Major League applied sports scientist/assistant strength & conditioning and rehabilitation coach. He joined the organization in 2021 as coordinator of health and performance - program integration and spent the 2022 season as Major League applied sports scientist. Prior to joining the Reds, he worked as a strength and conditioning coach for University of British Columbia Baseball, sports scientist for the Seattle Mariners and most recently as manager of high performance at Driveline Baseball. The Canadian native received his degree in kinesiology from the University of British Columbia. He'll play a major role in the organization's pursuit of enhancing capabilities to leverage objective data to glean greater insights into health and performance correlations (KPI's)

to on-field performance and injury. Dan will also be involved in data sharing reports/visualizations through the club's athlete management system. Additionally, he'll help assess the effectiveness of the organization's current and future systems/process analysis within H&P and will assist in providing continued education to H&P staff on how to best take that information to the system's field staffs and players. Adams will work out of Cincinnati during the season and out of the team's facility in Goodyear in the off-season.

MAJOR LEAGUE SUPPORT STAFF



BO THOMPSON - Director, Integrated Baseball Information & Video

Bo Thompson is in his ninth season with the Reds organization, his first with the new title of director of integrated baseball information and video. Bo joined the organization full-time in November 2014 following an internship in the front office during the 2013 and 2014 seasons. He has worked in a variety of roles, including baseball operations analyst, manager of Major League video operations and manager of advance scouting. He has also been involved in instant replay decision-making since 2016. A native of Boyd County, KY, he graduated from the University of Kentucky in 2011 with a degree in accounting and business management before earning his MBA from UK in 2013.

While in college, Bo was as an equipment manager and office assistant for the UK baseball team before serving as the director of baseball operations from 2012-2013. Bo resides in Cincinnati.



EDGAR FERREIRA - Coordinator of Major League Video & Technology

Edgar Ferreira is in his second season in the organization and his first as Coordinator of Major League Video & Technology. He spent the 2022 season at the Reds' player development complex in Goodyear, Arizona, as their Minor League Video & Technology Specialist. Edgar joined the Reds after working for the Giants in their Dominican Republic complex, where from 2014-2021 he managed all video and technology needs. He has various IT Certifications in Development, Networking and Cybersecurity. In 2009, Ferreira was signed by the Astros as an international free agent and pitched professionally for 2 seasons. He is from Santo Domingo, Dominican Republic.



JORGE MERLOS - Spanish Language Translator / Media Relations Assistant

Jorge Merlos is in his eighth season in the organization, his fourth as Spanish language translator and media relations assistant for the Major League team. He also provides invaluable on-the-ground support for the social media groups of Major League Baseball and the Reds. Jorge was hired in February 2016 as an intern for the Reds Community Fund and in February 2018 was promoted to outreach coordinator for the RCF. He worked in that capacity until he joined the Reds' traveling party in February 2020. Merlos graduated in December 2015 with a bachelor of science degree in sports media from Ithaca College. He covered the Cornell University women's hockey team for ICTV and worked as a sports update host and play-by-play broadcaster for baseball and soccer on WICB and WVIC Radio. Merlos lives in Cincinnati.

MAJOR LEAGUE CLUBHOUSE STAFF



RICK STOWE - Senior Director, Clubhouse Operations

Rick Stowe began his career as a bat boy and performed those duties from 1981-1983, when he became an assistant to his father, Bernie Stowe. In 1997, he was promoted to his current position. Rick is responsible for the day-to-day operations of the Reds' clubhouse, including the ordering of supplies and equipment and the upkeep of all equipment. In November 2001, Rick was named to the board of directors for the Cincinnati Reds Community Fund, for which he serves as chairman of the player relations committee. Rick and his wife, Marsha, reside in Cincinnati with their children Luke, Erica, Noah and Gabriel. They have a grandson, Liam.



MARK STOWE - Home Clubhouse Assistant

In 1975, Mark Stowe became the first of Bernie Stowe's sons to join the Reds and, like his father, started out as a bat boy. Mark continued to work for his father in the Reds' clubhouse before he was named Visiting Clubhouse Manager in 1997. He returned to the home clubhouse prior to the 2019 season and assists in the ordering of all equipment and clubhouse supplies and in the general upkeep of the Reds' clubhouse. Mark and his wife, Ann, reside in Cincinnati with their children Emily, Adam and Molly. They have two granddaughters, Gwen and Ruby.



JOSH STEWART - Visiting Clubhouse Manager

Josh Stewart is responsible for running the visiting team's clubhouse during the regular season and assists in the Reds' clubhouse during Spring Training. He joined the organization in 1994 as a ball boy and visiting clubhouse attendant. He was a bat boy during the 1995 season and the next year began working in the visiting clubhouse. Josh worked in the clubhouse on the visiting side until 2003, when he was promoted to Rick Stowe's assistant in the Reds' clubhouse. Prior to the 2019 season, he returned to the visiting clubhouse as manager. He graduated from the University of Cincinnati with a bachelor's degree in business (marketing). Josh often sings the National Anthem prior to games. He lives in Cincinnati with wife Amberly, son Johnny and daughter Lucy.


MAJOR LEAGUE TEAM TRAVEL



GARY WAHOFF - Senior Director, Team Travel

Gary Wahoff is in his 35th season with the Reds, his 28th as the Major League club's Director of Travel. He is responsible for coordinating all phases of travel for Reds' players and staff, including all spring training arrangements in Goodyear, Arizona. Following the 2002 season, Wahoff was voted Traveling Secretary of the Year by his peers. Wahoff began his career in the stadium operations department and was named to his current position in February 1996. Prior to his current assignment, he spent 3 years as the club's field superintendent. He graduated in 1992 from Xavier University, where he earned his degree in finance. Gary and wife Kristine reside in Northern Kentucky with sons Max, Elliot and Henry and daughter Gretchen.

MEDIA RELATIONS STAFF



ROB BUTCHER - Vice President, Media Relations

Rob Butcher joined the Reds as director of media relations on January 6, 1997 and was named vice president on December 27, 2016. He is in his 35th season in professional baseball, his 30th in the Major Leagues and his 27th with the Reds. In December 2006, Butcher received Major League Baseball's Robert O. Fishel Award for public relations excellence. In 1988 he began his front office career as an intern with the Class AAA Columbus Clippers and worked there 5 seasons before he was named assistant director of media relations for the New York Yankees in March 1993. In June 1993, he was promoted to New York's director of media relations and held that position for 3 seasons until December 21, 1995. On behalf of Major League Baseball, Butcher has worked 22 All-Star Games (1994, 1995, 1999, 2001-2019) and 21 World Series (1995, 1997, 2000-11, 2013-2019). In March 2006, March 2009 and March 2017 he served as MLB's press liaison for Team USA during the World Baseball Classic and in November 2012 served as MLB's public relations liaison at the Taiwan qualifier for the 2013 WBC. Team USA won the gold medal at the 2017 WBC. Butcher graduated in 1981 from Wilmington (OH) High School and in 1985 from the University of Dayton with a degree in broadcasting and journalism. In August 1989, he received his master's degree in sport management from The Ohio State University. In September 2001, Rob was inducted into the Clinton County (OH) Sports Hall of Fame. He ran the 2010 Boston Marathon in 3:24:59. Butcher and his wife, Dana, live in the Northern Kentucky suburb of Park Hills with their border collie, Montego.



LARRY HERMS - Director, Media Relations

Larry Herms is in his 26th season with the Reds, all in the media relations department. He joined the Reds as a media relations intern in January 1998, was named media relations assistant in November of that year and from 2006-2016 spent 11 seasons as assistant director of media relations before he was named director on December 27, 2016. On behalf of Major League Baseball, Herms has worked 7 National League Championship Series (2006-09, 2011, 2014, 2016) and the 2015 All-Star Game at Great American Ball Park. He began his baseball career in 1997 as an intern in the front office of the Class AAA American Association. A graduate of Cincinnati's Elder High School, he earned a bachelor of arts degree in communications from the University of Cincinnati in 1998. During the 2010-2011 basketball season, Herms filled in as the sports information department contact for the Bearcats men's basketball team. Larry and wife Maggie reside in Cleves with their daughter, Eden Elizabeth.



JAMIE RAMSEY - Director, Media Relations, Digital Content

Jamie Ramsey is in his 26th season in the Reds organization and his 23rd season in the media relations department. He joined the organization in 1997 as a member of the Cinergy Field grounds crew and worked in that capacity until his promotion to the front office in 2000, first working as an intern and then as a media relations assistant. In 2006 he was named assistant director of media relations, and in November 2012 he added digital content to his title. Jamie was named director on December 27, 2016. On behalf of MLB, he worked 5 National League Championship Series (2008-09, 2011, 2013-14) and the 2015 All-Star Game at Great American Ball Park. Born and raised in nearby Hamilton, Ramsey is a 1999 graduate of Miami University and currently is studying at the University of Cincinnati for his master's degree in Sports Administration. He created the Better Off Red blog in 2009 and hosted every episode of its titular podcast. Ramsey and his wife, Melissa, live in Montgomery with twins Eleanor and Jocelyn.

MAJOR LEAGUE BASEBALL'S ROBERT O. FISHEL AWARD FOR PUBLIC RELATIONS EXCELLENCE

Robert O. Fishel (1981)	Richard Griffin (1992)	Rick Vaughn (2003)	Jason Zillo (2014)
Bob Brown (1982)	John Blake (1993)	Jeff Idelson (2004)	Brian Bartow (2015)
Larry Shenk (1983)	Katy Feeney (1994)	Randy Adamack (2005)	Bart Swain (2016)
Red Patterson (1984)	Howard Starkman (1995)	Rob Butcher (2006)	Gene Dias (2017)
Jim Ferguson (1985)	Bill Guilfoile (1996)	Richard Levin (2007)	Josh Rawitch (2018)
Fred Claire (1986)	Dick Bresciani (1997)	Scott Reifert (2008)	Tyler Barnes (2019)
Jim Toomey (1987)	Jay Horwitz (1998)	Pat Courtney (2009)	Dustin Morse (2020)
Tom Mee (1988)	Bob DiBiasio (1999)	Jay Alves (2010)	Mike Teevan (2021)
Donald Davidson (1989)	Tim Mead (2000)	Jim Trdinich (2011)	Kevin Gregg (2022)
Ned Colletti (1990)	Rob Matwick (2001)	Staci Slaughter (2012)	
Phyllis Merhige (1991)	Mike Swanson (2002)	Tim Hevly (2013)	

NAME PRESENTATIONS & PRONUNCIATIONS

NAME PRESENTATIONS

Alexis Díaz
 José Duarte, bullpen catcher
 Tomás Vera, assistant athletic trainer

Tejay Antone (not T.J. or TJ)
 Jose Barrero (formerly Jose Garcia)
 Christian Encarnacion-Strand
 Name on back of jersey is shortened to Encarnacion
 TJ Friedl (no punctuation)
 Wil Myers
 Jhonny Pereda
 Reiver Sanmartin
 Michael Siani

PRONUNCIATIONS

Tejay Antone (AN-tone)
 Silvino Bracho (sil-VEE-no BRAH-co)
 Alan Busenitz (BOOZ-nits)
 Curt Casali (kuh-SAL-ee)
 Luis Cessa (SESS-uh)
 TJ Friedl (no punctuation, FREE-duhl)
 Ian Gibaut (jih-BOW)
 Tayron Guerrero (TY-ron)
 Joel Kuhnel (COO-null)
 Tim LaMonte (la-MONT)
 Alon Leichman (Alone LISHE-man)
 Nick Lodolo (luh-DOLE-oh)
 Alejo Lopez (uh-LAY-hoe)
 Luke Maile (MAY-lee)
 Jhonny Pereda (per-AY-duh)
 Reiver Sanmartin (RAY-ver sanmarTEEN)
 Tony Santillan (SAN-tee-yan)
 Nick Senzel (sen-ZELL)
 Michael Siani (see-AH-nee)
 Nick Solak (SO-lack)
 Jason Vosler (VOSS-lur)

HOW THE REDS' 40-MAN ROSTER WAS BUILT

MAJOR LEAGUE FREE AGENTS

Player	Date Signed
Curt Casali, C	12/22/22
Luke Maile, C	11/28/22
Wil Myers, 1B/OF	12/22/22
Luke Weaver, RHP	1/13/23

NON-DRAFTED AMATEUR FREE AGENTS (SIGNING SCOUT)

Player	Date Signed
Jose Barrero, SS (Chris Buckley, et al)	6/8/17
Elly De La Cruz (Richard Jimenez)	7/2/18
TJ Friedl, OF (Rex De La Nuez)	8/4/16
Vladimir Gutierrez, RHP (Tony Arias, et al)	9/7/16

MINOR LEAGUE FREE AGENTS

Player	Date Signed
Fernando Cruz, RHP	1/27/22
Buck Farmer, RHP	3/16/22
Connor Overton, RHP	11/26/21

WAIVER CLAIMS

Player	From	Date Claimed
Stuart Fairchild, OF	SF	6/11/22
Ian Gibaut, RHP	LAD	7/5/22

FIRST-YEAR PLAYER DRAFT

Player	Round (Overall)	Year
Tejay Antone, RHP	5	2014
Graham Ashcraft, RHP	6	2019
Alexis Diaz, RHP	12	2015
Hunter Greene, RHP	1 (2)	2017
Jonathan India, 2B	1 (5)	2018
Ricky Karcher, RHP	13	2017
Joel Kuhnel, RHP	11	2016
Nick Lodolo, LHP	1 (7)	2019
Lyon Richardson, RHP	2	2018
Tony Santillan, RHP	2	2015
Nick Senzel, OF	1 (2)	2016
Michael Siani, OF	4	2018
Tyler Stephenson, C	1 (11)	2015
Joey Votto, 1B	2	2002

RULE 5 DRAFT SELECTIONS

Player	From	Year
-	-	-

ACQUIRED BY TRADE

Player	From	Date	In exchange for:
Will Benson, OF	Guardians	2/8/23	For minor league OF Justin Boyd and a player to be named.
Luis Cessa, RHP	Yankees	7/27/21	With LHP Justin Wilson for a PTBN (RHP Jason Parker)
Justin Dunn, RHP	Mariners	3/14/22	With a player to be named (RHP Connor Phillips, 3/29/22) for 3B Eugenio Suárez and OF Jesse Winker
Jake Fraley, OF			
Brandon Williamson, RHP			
Casey Legumina, RHP	Twins	11/18/22	For IF Kyle Farmer
Noelvi Marte, INF	Marlins	7/29/22	With IF Edwin Arroyo and RHP Andrew Moore for RHP Luis Castillo
Levi Stoudt, RHP			
Kevin Newman, INF	Pirates	11/18/22	For RHP Dauri Moreta
Reiver Sanmartin, LHP	Yankees	1/21/19	With RHP Sonny Gray for IF Shed Long and the Reds' 2019 Competitive Balance A draft pick
Lucas Sims, RHP	Braves	7/30/18	With OF Preston Tucker and RHP Matt Wisler for OF Adam Duvall
Nick Solak, INF/OF	Rangers	11/10/22	For cash considerations
Spencer Steer, INF	Twins	8/2/22	With IF Christian Encarnacion-Strand and LHP Steven Hajjar for RHP Tyler Mahle

NICK KRALL'S ACQUISITIONS SINCE MAY 9, 2018 (40-MAN ROSTER)

MAJOR LEAGUE FREE AGENTS

Player	Date Signed
Curt Casali, C	12/22/22
Luke Maile, C	11/28/22
Wil Myers, 1B/OF	12/22/22
Luke Weaver, RHP	1/13/23

NON-DRAFTED AMATEUR FREE AGENTS (SIGNING SCOUT)

Player	Date Signed
Elly De La Cruz (Richard Jimenez)	7/2/18

MINOR LEAGUE FREE AGENTS

Player	Date Signed
Fernando Cruz, RHP	1/27/22
Buck Farmer, RHP	3/16/22
Connor Overton, RHP	11/26/21

WAIVER CLAIMS

Player	From	Date Claimed
Stuart Fairchild, OF	SF	6/11/22
Ian Gibaut, RHP	LAD	7/5/22

FIRST-YEAR PLAYER DRAFT

Player	Round (Overall)	Year
Graham Ashcraft, RHP	6	2019
Jonathan India, 2B	1 (5)	2018
Nick Lodolo, LHP	1 (7)	2019
Lyon Richardson, RHP	2	2018
Michael Siani, OF	4	2018

RULE 5 DRAFT SELECTIONS

Player	From	Year
-	-	-

ACQUIRED BY TRADE

Player	From	Date	In exchange for:
Will Benson, OF	Guardians	2/8/23	For minor league OF Justin Boyd and a player to be named.
Luis Cessa, RHP	Yankees	7/27/21	With LHP Justin Wilson for a PTBN (RHP Jason Parker)
Justin Dunn, RHP Jake Fraley, OF Brandon Williamson, RHP	Mariners	3/14/22	With a player to be named (RHP Connor Phillips, 3/29/22) for 3B Eugenio Suárez and OF Jesse Winker
Casey Legumina, RHP	Twins	11/18/22	For IF Kyle Farmer
Noelvi Marte, INF Levi Stoudt, RHP	Marlins	7/29/22	With IF Edwin Arroyo and RHP Andrew Moore for RHP Luis Castillo
Kevin Newman, INF	Pirates	11/18/22	For RHP Dauri Moreta
Reiver Sanmartin, LHP	Yankees	1/21/19	With RHP Sonny Gray for IF Shed Long and the Reds' 2019 Competitive Balance A draft pick
Lucas Sims, RHP	Braves	7/30/18	With OF Preston Tucker and RHP Matt Wisler for OF Adam Duvall
Nick Solak, INF/OF	Rangers	11/10/22	For cash considerations
Spencer Steer, INF	Twins	8/2/22	With IF Christian Encarnacion-Strand and LHP Steven Hajjar for RHP Tyler Mahle

Cincinnati Reds 40-Man Roster

Manager: #25 David Bell **Coaches:** #92 Kyle Amsberg, #45 Freddie Benavides, #60 Terry Bradshaw, #54 Collin Covgill, #91 José Duarte, #56 J.R. House, #36 Derek Johnson, #75 Tim Lincecum, #68 Alon Leichman, #62 Joel McKelthan, #61 Jeff Pickler, #98 Joe Singley, #60 Matt Tracy

#	PITCHERS (22)			BIRTHPLACE			RESIDES			2022 Club(s)			W-L	ERA	G	GS	CG	SHO	SV	IP	H	R	ER	BB	SO	MLS
	B	T	HT	WT	Age	Born	Birthplace	Resides	2022 Club(s)																	
70	ANTONE, Tejay	R	R	6-4	230	29	12/5/93	Oklahoma City, OK	Mansfield, TX	Louisville - AAA	3-2	2.29	8	0	0	0	0	0	35.1	42	24	57	37	35	3,000	
51	ASHCRAFT, Graham	L	R	6-2	248	25	2/11/98	Huntsville, AL	Murfreesboro, TN	Cincinnati	5-6	4.89	19	19	0	0	0	0	105.0	119	61	67	30	71	0.136	
85	CESSA, Luis	R	R	6-0	222	30	4/25/92	Córdoba, MX	Chandler, AZ	#Chattanooga - AA	0-1	6.00	1	1	0	0	0	0	3.0	4	2	2	1	6	5.131	
63	CRUZ, Fernando	R	R	6-2	237	33	3/28/90	Bayamon, PR	Dorado, PR	Louisville - AAA	4-4	4.57	46	10	0	0	0	0	80.2	76	44	41	28	59	0.035	
43	DIÁZ, Alexis	R	R	6-2	231	26	9/28/96	Humacao, PR	Naguabo, PR	Cincinnati	0-1	1.23	14	2	0	0	0	0	14.2	9	3	2	3	9	21	1.000
49	DUNN, Justin	R	R	6-2	209	27	9/22/95	Freeport, NY	Lauderhill, FL	#Dayton - A	0-0	4.50	1	1	0	0	0	0	2.0	3	1	1	1	1	1	3.020
46	FARMER, Buck	L	R	6-4	243	32	2/20/91	Conyers, GA	Buford, GA	#Louisville - AAA	0-3	6.10	7	7	0	0	0	0	29.0	31	26	20	18	27	21	5.140
79	GIBAUT, Ian	R	R	6-3	250	29	11/19/93	Houston, TX	Houston, TX	Cincinnati	2-2	3.83	44	0	0	0	0	0	31.0	32	21	21	17	21	54	1.077
21	GREENE, Hunter	R	R	6-5	242	22	8/6/99	Los Angeles, CA	Phoenix, AZ	Columbus - AAA	0-3	3.63	20	0	0	0	0	0	22.1	18	9	9	9	34	19	1.000
53	GUTIERREZ, Vladimir	R	R	6-1	205	27	9/18/95	Havana, Cuba	Miami, FL	Cincinnati	2-0	3.20	17	0	0	0	0	0	19.2	16	8	7	8	19	48	1.000
74	KARCHER, Ricky	R	R	6-4	229	25	9/18/97	Saline, MI	Saline, MI	Cincinnati	1-2	4.67	33	0	0	0	0	0	34.2	38	18	18	18	48	164	1.000
66	KUHNEL, Joel	R	R	6-5	290	28	2/19/95	Goldsboro, NC	Godley, TX	#Louisville - AAA	0-0	2.57	3	3	0	0	0	0	7.0	6	2	2	2	2	15	1.127
65	LEGUMINA, Casey	R	R	6-2	195	25	6/19/97	Dallas, TX	Chandler, AZ	Chattanooga - AA	3-2	3.24	20	0	0	0	0	0	36.2	46	31	31	24	29	42	0.000
40	LODOLO, Nick	L	L	6-6	216	25	2/5/98	La Verne, CA	Fort Worth, TX	Louisville - AAA	2-3	3.98	32	0	0	0	0	0	25.0	20	12	9	21	42	0.000	
71	OVERTON, Connor	L	R	6-0	205	29	7/24/93	Richmond, VA	Mechanicsville, VA	Louisville - AAA	0-1	2.61	10	0	0	0	0	0	31.2	25	16	14	19	46	1.041	
72	RICHARDSON, Lyon	S	R	6-2	207	23	1/18/00	Jensen Beach, FL	Jensen Beach, FL	Cincinnati	2-3	6.36	53	0	0	0	0	0	10.1	9	3	3	1	7	1.041	
52	SANMARTIN, Reiver	L	L	6-2	160	26	4/15/96	Cartagena, Colombia	Cartagena, Colombia	Cincinnati	0-1	4.05	30	13	0	0	0	0	58.0	67	41	41	14	56	0.000	
64	SANTILLAN, Tony	R	R	6-3	285	25	4/15/97	Fort Worth, TX	Arlington, TX	Wichita - AA	2-5	4.93	30	13	0	0	0	0	13.1	10	6	6	4	16	0.000	
39	SIMS, Lucas	R	R	6-2	213	28	5/10/94	Lawrenceville, GA	Lawrenceville, GA	Cincinnati	4-7	3.66	19	19	0	0	0	0	103.1	90	44	42	39	131	1.000	
58	STOUDT, Levi	R	R	6-1	195	25	12/4/97	Pottstown, PA	Pennsburg, PA	Cincinnati	0-0	4.50	1	1	0	0	0	0	2.0	4	1	1	2	1	2	1.000
34	WEAVER, Luke	R	R	6-2	183	29	8/21/93	DeLand, FL	Tallahassee, FL	#ACL Reds - R	2-3	2.70	6	4	0	0	0	0	10.2	12	3	3	2	16	3	1.041
55	WILLIAMSON, Brandon	R	L	6-6	210	24	4/2/98	Fairmont, MN	Trimont, MN	Louisville - AAA	1-0	2.73	6	4	0	0	0	0	33.0	21	10	10	11	14	0.000	
										Injured, Did Not Pitch	4-4	6.32	45	4	0	0	0	0	57.0	66	43	40	29	47	0.147	
										Louisville - AAA	2-2	7.36	7	2	0	0	0	0	18.1	24	16	15	4	26	0.000	
										Cincinnati	0-1	5.49	21	0	0	0	0	0	49.2	23	14	12	12	21	1.090	
										#Louisville - AAA	0-0	2.25	4	2	0	0	0	0	4.0	2	1	1	1	5	4.014	
										Cincinnati	1-0	9.45	6	0	0	0	0	0	6.2	5	7	7	6	5	5	0.000
										Arkansas - AA	6-6	5.28	18	18	0	0	0	0	87.0	92	52	51	22	82	0.000	
										Chattanooga - AA	1-0	0.00	1	1	0	0	0	0	5.0	2	0	0	0	6	0.000	
										Louisville - AAA	0-2	3.32	6	6	0	0	0	0	19.0	17	7	7	10	15	5.112	
										Arizona	1-1	7.71	12	1	0	0	0	0	16.1	24	14	14	5	19	0.000	
										#Reno - AAA	0-0	3.00	2	1	0	0	0	0	6.0	6	2	2	2	5	0.000	
										Kansas City	0-0	5.59	14	0	0	0	0	0	19.1	28	15	12	8	19	0.000	
										Chattanooga - AA	5-2	4.14	14	14	0	0	0	0	67.1	61	31	31	40	74	0.000	
										Louisville - AAA	1-5	4.07	13	13	0	0	0	0	55.1	53	27	25	25	37	0.000	

#	CATCHERS (3)	B	T	HT	WT	Age	Born	Birthplace	Resides	2022 Club(s)	AVG	G	AB	R	H	2B	3B	HR	RBI	BB	SO	SB	E	M/L/S	
12	CASALI, Curt	R	R	6-2	225	34	1/19/88	Walnut Creek, CA	Nashville, TN	San Francisco #Sacramento - AAA #Tacoma - AAA	.231 .000 .308	41 3 5	108 17 3	13 3 4	25 0 4	3 0 1	0 0 0	4 0 0	14 0 3	15 0 3	36 0 3	0 0 0	0 0 0	2 0 1	6.151
22	MAILE, Luke	R	R	6-3	225	31	2/6/91	Edgewood, KY	Palm Harbor, FL	Cleveland #Columbus - AAA	.125 .221	16 76	40 7	7 19	5 40	1 10	0 0	3 3	17	19	54	0	0	1	5.148
37	STEPHENSON, Tyler	R	R	6-4	225	26	8/16/96	Atlanta, GA	Columbia, SC	Cincinnati #Louisville - AAA	.319 .267	50 4	166 24	53 9	2 2	0 0	0 0	0 0	6 35	12	47	1	0	0	2.056

#	INFELDERS (8)	B	T	HT	WT	Age	Born	Birthplace	Resides	2022 Club(s)	AVG	G	AB	R	H	2B	3B	HR	RBI	BB	SO	SB	E	M/L/S	
2	BARRERO, Jose	R	R	6-2	211	24	4/5/98	Havana, Cuba	Pompano Beach, FL	Louisville - AAA	.209	55	220	27	46	8	3	1	9	24	11	89	5	11	1.082
44	DE LA CRUZ, Ely	S	R	6-5	200	21	1/11/02	Sabana Grande de Boya, DR	Santo Domingo, DR	Dayton - A Chattanooga - AA	.152 .302	48 73	165 31	23 53	25 85	3 14	0 6	20 2	10 9	76 4	6	94	28	15	0.000
6	INDIA, Jonathan	R	R	6-0	200	26	12/15/96	Ft. Lauderdale, FL	Coral Springs, FL	Cincinnati #Louisville - AAA	.305 .167	47 4	190 12	34 0	58 2	17 0	3 0	8 0	34 2	16 0	64 3	19	10	2.000	
68	MARTE, Noelvi	R	R	6-0	216	21	10/16/01	Angelina Cotui, DR	Sanchez Ramirez, DR	Everett - A Dayton - A	.275 .292	85 30	342 106	62 31	94 4	19 0	0 4	15 0	55 13	42 23	84 10	24	2	0.000	
28	NEWMAN, Kevin	R	R	6-1	195	29	8/4/93	Poway, CA	Chandler, AZ	Pittsburgh #Indianapolis - AAA	.274 .396	78 13	288 48	31 14	79 17	18 1	2 0	2 0	24 6	16	48	8	0	6	4.046
16	SOLAK, Nick	R	R	5-10	185	28	1/11/95	Woodridge, IL	Tomball, TX	Texas Round Rock - AAA	.207 .278	35 57	82 223	14 38	14 62	17 15	1 1	0 10	4 45	30	51	6	1	0	2.126
7	STEER, Spencer	R	R	5-11	185	25	12/7/97	Long Beach, CA	Littleton, CO	Wichita - AA St. Paul - AAA	.307 .242	35 48	137 198	27 39	42 48	13 10	1 1	12 3	30 32	28	43	2	7	0.035	
19	VOTTO, Joey	L	R	6-2	225	39	9/10/83	Toronto, Ontario, CN	Toronto, Ontario, CN	Louisville - AAA Cincinnati #Louisville - AAA #Dayton - A	.211 .205 .250 .143	28 91 2 2	92 322 4 7	14 31	27 66	7 18	0 0	0 0	2 11	8 41	9 44	23 49	1	0	15.027

#	OUTFIELDERS (7)	B	T	HT	WT	Age	Born	Birthplace	Resides	2022 Club(s)	AVG	G	AB	R	H	2B	3B	HR	RBI	BB	SO	SB	E	M/L/S	
30	BENSON, Will	L	L	6-5	225	24	6/16/98	Atlanta, GA	Atlanta, GA	Columbus - AAA	.278	89	316	75	88	20	3	17	45	75	51	16	4	0.066	
57	FAIRCHILD, Stuart	R	R	6-0	200	27	3/17/96	Seattle, WA	Seattle WA	Cleveland Reno - AAA Tacoma - AAA Seattle	.182 .468 .000	28 10 3	55 16 2	8 3 0	10 7 0	1 2 0	0 0 0	2 3 0	3 2 0	3 5 0	0 15 0	0 0 0	0 0 0	1 0 0	0.136
27	FRALEY, Jake	L	L	6-0	206	27	5/25/95	Frederick, MD	Miami, FL	Sacramento - AAA San Francisco Louisville - AAA Cincinnati #Dayton - A	.186 .070 .275 .259	5 34 38 68	16 12 86 219	2 23 13 33	3 33 26 56	0 6 4 9	0 1 1 0	0 7 5 12	0 16 8 28	0 34 54 28	0 20 29	5 4 0	1 2 0	2 0 0	2.097
29	FRIEDL, TJ	L	L	5-10	180	27	8/14/95	Moon Township, PA	Las Vegas, NV	Louisville - AAA	.268	12	41	8	11	0	0	0	4	7	14	1	0	0.112	
4	MYERS, Will	R	R	6-3	202	32	12/10/90	Thomasville, NC	Charlotte, NC	Louisville - AAA San Diego #El Paso - AAA #Lake Elsinore - A	.240 .261 .229 .333	72 77 9 5	225 261 18 35	33 29 5 8	54 68 6 1	0 15 1	0 0	3 7	8 41	25 21	40 86	2 7	1 0	0	9.104
15	SENZEL, Nick	R	R	6-1	218	27	6/29/95	Atlanta, GA	Knoxville, TN	Cincinnati #Louisville - AAA	.000	4	10	1	0	0	0	0	5	25	30	76	8	4	3.150
38	SIANI, Michael	L	L	6-1	188	23	7/16/99	Glenside, PA	Glenside, PA	Chattanooga - AA Louisville - AAA	.252 .167	121 9	456 36	76 6	115 9	19 0	0 0	12 0	49 0	64	90	*49	3	0	0.015

Injury rehabilitation assignment. * Led league or tied for league lead. Ages as of scheduled Opening Day, March 30, 2023

Non-Roster Invitees To 2023 Major League Spring Training Camp (23)

#	PITCHERS (17)			CATCHERS (3)			INFELDERS (7)			OUTFIELDERS (2)													
	B	T	H	WT	Age	Born	Birthplace	Resides	2022 Club(s)	W-L	ERA	G	GS	CG	SHO	SV	IP	H	R	ER	BB	SO	MLS
89	ABBOTT, Andrew	L	L	6-0	192	30	6/1/99	Lynchburg, VA	Nethalle, VA	Dayton - A	3-0	0.67	5	4	0	0	27.0	16	42	48	1	40	0.000
82	BRACHO, Silvino	R	R	5-10	190	30	7/17/92	Maracabo, VZ	Maracabo, VZ	Chattanooga - AA	7-7	4.75	20	18	0	0	91.0	84	52	41	3	119	3.099
91	BUSEWITZ, Alan	R	R	6-1	190	32	9/22/80	Watkinsville, GA	Madison, GA	Worcester - AAA	2-1	2.08	20	4	0	0	26.0	21	6	6	1	25	0.165
77	DUARTE, Daniel	R	R	6-0	235	26	12/4/96	Huatabampo, MX	Gilbert, AZ	Winnett - AAA	0-0	6.23	3	0	0	0	4.1	2	3	3	0	2	0.000
50	GUERRERO, Tayron	R	R	6-8	227	32	1/9/91	Bocachica, Colombia	Bocachica, Colombia	Louisville - AAA	0-1	10.77	9	0	0	0	7.2	8	8	8	0	7	0.000
73	HERGET, KEVIN	R	R	5-10	185	31	4/3/81	Tenack, NJ	Murrells Inlet, SC	Chiba Lotte - NPB PL	3-3	3.52	40	17	0	0	46.0	34	35	32	20	63	2.004
47	LAW, Derek	R	R	6-3	225	32	9/14/90	Pittsburgh, PA	Pittsburgh, PA	Durham - AAA	2-1	2.95	21	0	0	0	37.0	9	18	16	10	44	3.081
59	LIVELY, Ben	R	R	6-4	235	31	3/5/92	Pensacola, FL	Gulf Breeze, FL	Toledo - AAA	1-3	3.23	33	0	0	0	39.0	37	15	14	10	44	0.000
83	PHILLIPS, Connor	R	R	6-2	209	21	5/4/01	Houston, TX	Magnolia, TX	Louisville - AAA	0-0	4.19	6	0	0	0	6.0	4	8	1	3	7	0.159
84	SOLOMON, Jared	R	R	6-2	219	25	6/10/97	Millville, PA	Millville, PA	Cincinnati	2-2	4.08	15	0	0	0	17.2	19	9	8	1	15	0.000
48	YOUNG, Alex	L	L	6-3	220	29	9/9/93	Westlake, OH	Fort Worth, TX	Louisville - AAA	0-0	0.00	3	0	0	0	3.0	1	0	0	0	2	0.029
83	PEREDA, Jhony	R	R	6-1	202	26	4/18/96	San Juan, VZ	Santa Evridge, VZ	2022 Club(s)	AVG	G	AB	R	H	2B	3B	HR	RBI	BB	SB	E	MLS
67	ROBINSON, Chuckie	R	R	6-1	215	28	12/14/84	Danville, IL	Danville, IL	Sacramento - AAA	2/2	65	206	23	56	10	0	4	25	35	41	0	0.000
26	ROMINE, Austin	R	R	6-1	215	34	11/22/88	Lake Forest, CA	Mission Viejo, CA	Louisville - AAA	253	47	171	13	27	5	2	12	5	19	0	3	0.000
76	MARTIN, Richie	R	L	6-1	215	28	12/22/94	Detroit, MI	Tampa, FL	Chattanooga - AA	1.96	25	59	3	26	1	0	2	2	5	0	4	2
95	McGARRY, Alex	L	L	6-1	213	24	5/11/98	Vancouver, WA	Corvallis, OR	Baltimore	2.73	10	53	3	9	2	0	2	2	0	31	0	0
78	McLAIN, Matt	R	R	5-10	180	23	8/6/89	Leguna Hills, CA	Tampa, AZ	Salt Lake - AAA	3	3	8	0	2	0	0	0	0	0	3	0	0
19	PINDER, Chad	R	R	6-2	210	31	3/29/92	Ridgely, VA	Chattanooga - AA	Los Angeles	250	6	22	1	7	1	0	0	0	0	4	0	0
3	REVOLDS, Matt	R	R	6-1	210	32	12/3/90	Tulsa, OK	Prosper, TX	Memphis - AAA	3.18	11	26	2	4	1	0	0	0	0	4	0	0
32	VOSLER, Jason	L	R	6-1	220	29	9/6/93	West Nyack, NY	West Nyack, NY	St. Louis	1.54	11	26	2	4	1	0	0	0	0	3	0	0
80	CERDA, Allan	R	R	6-3	203	23	11/24/99	New York, NY	Santo Domingo, DR	Cincinnati	1.47	37	95	8	14	2	0	3	9	2	0	1	20
78	RAMOS, Henry	S	R	6-0	215	30	4/15/92	Maunabo, PR	Kissimmee, FL	Sacramento - AAA	2.65	36	98	14	26	1	1	4	12	10	29	3	0.029

* Christian Encarnacion-Strand



ANDREW ABBOTT

@andrewabbott33

LHP

89

Age: 23 Ht.: 6-0 Wt.: 192 Bats: L Throws: L ML Service: 0.000

Born: 6/1/99 Birthplace: Lynchburg, VA Resides: Nathalie, VA

Acquired: Was selected by the Reds in the second round of the June 2021 first-year player draft. Was signed by Jeff Brookens.

Contract: Signed through the 2023 season and under team control through 2028.

Non-Roster

CAREER HIGHLIGHTS

- Began the 2023 season rated No. 11 on *Baseball America's* Reds Top 40 Prospects list.
- In January was invited to 2023 Major League spring training camp, along with RHP Connor Phillips, 1B Alex McGarry, SS Richie Martin, SS Matt McLain and 3B Christian Encarnacion-Strand.
- In 2022 was the Reds' Minor League Pitcher of the Year, their Pitcher of the Month for April and September and an MiLB.com Organization All-Star.
- Was the Southern League's Pitcher of the Month for September 2022.
- Was selected to pitch in the 2022 SiriusXM All-Star Futures Game at Dodger Stadium (0.2ip, 1h, 1k).
- Entered the 2022 season rated by both MLB.com and *Baseball America* the 10th-best prospect in the Reds' organization...in 2021, also was rated a top prospect by MLB.com (10th) and *Baseball America* (12th).
- At the University of Virginia, 3 times was a member of the ACC-All Academic Team.
- Was a finalist for the 2021 Golden Spikes Award, given annually to the best collegiate player.
- In 2019 was a member of the Team USA Collegiate National Team.

2022 SEASON

- Was the Reds' Minor League Pitcher of the Year, their Pitcher of the Month for April and September and an MiLB.com Organization All-Star.
- Was selected to pitch in the 2022 SiriusXM All-Star Futures Game at Dodger Stadium (0.2ip, 1h, 1k).
- Was the Southern League's Pitcher of the Month for September after making 3 scoreless starts (2-0, 0.00, 1sho, 16ip, 7h, 3bb, 21k, 0.63whip, .143baa).
- In April went 2-0, 1.20 in 2 starts and 1 relief appearance (15ip, 11h, 2er, 6bb, 25k, 1.13whip, .204baa).
- Among all Reds minor league pitchers ranked first in strikeouts (159), wins (10) and WHIP (1.25); second in opponents batting avg (.230); third in ERA (3.81) and starts (24, T3rd); and fifth in innings pitched (118.0).

PERSONAL: Graduated from Halifax County High School (South Boston, VA), the same school attended by All Elite Wrestling world champion "Hangman" Adam Page and Major League pitcher Jeremy Jeffress... was named 2017 Gatorade Virginia Player of the Year...was a 4-year member of the Halifax swim team...at the University of Virginia became only the second pitcher in school history to record at least 300 strikeouts... his 162 strikeouts in 2021 were second-most ever by a UVA pitcher in a single season...following that 2021 season was first team All-ACC and a consensus second team All-American...earned his degree in biology in just 3 years and recently earned his master's degree.

ABBOTT'S CAREER TRANSACTIONS

-- Was selected by the Reds in the second round (53rd overall) of the June 2021 first-year player draft. Was signed by Jeff Brookens.

Career Pitching

Yr	Club	W-L	ERA	G	GS	CG	SHO	SV	IP	H	R	ER	HR	BB	SO	WP	BK
21	Daytona - A	0-0	4.91	4	3	0	0	0	11.0	11	6	6	2	4	19	1	0
	ACL Reds - R	0-0	0.00	2	2	0	0	0	2.0	1	0	0	0	0	3	0	0
22	Dayton - A	3-0	0.67	5	4	0	0	0	27.0	16	2	2	1	7	40	1	0
	Chattanooga - AA	7-7	4.75	20	20	1	1	0	91.0	84	52	48	7	41	119	8	0
Minor Totals		10-7	3.85	31	29	1	1	0	131.0	112	60	56	10	52	181	10	0



TEJAY ANTONE

@TejayAntone

RHP

70

Age: 29 Ht.: 6-4 Wt.: 230 Bats: R Throws: R ML Service: 3.000

Born: 12/5/93 Birthplace: Oklahoma City, OK Resides: Mansfield, TX

Acquired: Was selected in the fifth round of the June 2014 first-year player draft. Was signed by Byron Ewing.

Contract: Signed a 1-year contract through the 2023 season, avoiding arbitration, January 13, 2023. Is under team control through 2025.

CAREER HIGHLIGHTS

- First name is spelled Tejay...last name is pronounced AN-tone.
- In 2019 led all Reds minor leaguers in strikeouts (133) and tied for the organization lead in wins (11).
- In 2019 was a Southern League All-Star and International League Pitcher of the Week for 8/26-9/1.
- In 2015 was a Midwest League All-Star and the Reds' Minor League Pitcher of the Month for May.
- Following the 2018 season attended a leadership training program at West Point.
- Twice had "Tommy John" surgery to repair the torn ulnar collateral ligament in his right elbow (April 2017, August 2021).
- Last pitched in the Major Leagues on 8/24/21 at Mil.

2022 SEASON

- Spent the 2022 season on the 60-day injured list while recovering from his second "Tommy John" surgery to repair the torn ulnar collateral ligament in his right elbow (April 2017, August 2021).
- Went on the 60-day injured list on 3/26, when the Reds signed to a 1-year contract free agent OF Tommy Pham.

2021 SEASON

- On 8/27 had surgery to repair the torn ulnar collateral ligament in his right elbow...was his second "Tommy John" surgery (April 2017).
- Posted a 2.14 ERA and 3 saves in 23 apps around 3 stints on the injured list.
- From 6/11-6/21 missed 11 games with right forearm inflammation...from 6/26-8/23 missed 52 games with a right forearm strain...beginning 8/25 missed the last 35 games of the season with a torn ulnar collateral ligament.
- Posted a 1.41 ERA in 20 apps before he went on the injured list on 6/11 with right forearm inflammation...came off the IL on 6/22 and made 2 relief apps before he returned to the IL on 6/26 with a right forearm strain.
- From 8/7-8/22 made 7 rehab apps for Louisville (1sv, 6.2ip, 4h, 2er, 3bb, 10k, 1hr, .174baa, 1.05whip) before he was activated again on 8/24...pitched in that night's 7-4 loss at Mil but left the game after 5 pitches and didn't appear for the Reds again the rest of the season.
- In the eighth inning of the 5-3 win on 6/24 vs Atl allowed 2 runs, including a solo HR to Ozzie Albies, that snapped his 12-game scoreless streak (5/5-6/22)...were the longest scoreless streaks of his career by game and by inning (12g, 17.1ip, 7h, 3bb, 20k, .127oba)...2 days later went on the 10-day injured list for the second time.
- Did not allow a run in 19 of his 23 apps.
- In the 10-inning, 13-12 win on 5/2 vs Cubs allowed a career-high 4 runs (1.1ip), including a 3-run HR to Ian Happ that tied the score at 12-12 in the eighth inning...his ERA in his other 22 apps was 1.11 (32.1ip, 4er).
- Threw more than 1.0 inning in 14 of his 23 apps...7 times threw at least 2.0 innings, including a season-high 3.2 IP on 4/12 at SF.
- 4 times pitched on consecutive days (last, 6/5-6/6 at StL).
- Retired the first batter in 14 of his 23 apps...stranded 13 of 21 inherited runners.
- In consecutive apps on 4/26 at LAD and 4/30 vs Cubs earned his first Major League win and then his first career save...is the first Major League pitcher to record his first win and first save in consecutive apps since Pete Fairbanks and Jacob Webb each did it in 2019.
- In the 10-inning, 5-3 win on 4/26 at LAD threw 3.0 hitless innings for his first Major League victory, snapping the Reds' season-high 7-game losing streak.

- With 2 outs in the ninth inning of the 8-6 win on 4/30 vs the Cubs, inherited the bases loaded and induced David Bote to ground out for his first Major League save.
- In the top of the sixth inning of the 3-0 win on 4/12 at SF entered the game behind starter Wade Miley, who allowed 2 hits in 5.0 innings...threw 3.2 hitless innings, the longest outing by a Reds reliever in 2021... fell 1 out shy of his first Major League save and the Reds' first 4-inning save since Michael Lorenzen did it in a 7-2 win on 6/1/18 at SD...left the game in the bottom of the ninth inning with 2 outs and a runner on second base, and Lucas Sims struck out Evan Longoria to earn his first career save.
- On 4/9 at Ari entered the 10-inning, 6-5 win in the fifth inning after starter Tyler Mahle threw 4.0 hitless innings and 92 pitches...threw 2.0 scoreless innings and was in line for his first Major League victory until the Diamondbacks overcame a 5-0 deficit with 3 runs in the seventh inning and 2 in the eighth.
- Was bothered in spring training first by a mild right groin strain and then right hip flexor irritation...didn't pitch in an "A" Game after 3/14.
- Entered the season rated by *Baseball America* the sixth-best prospect in the organization.

2020 SEASON

- Led National League rookie pitchers in opponents' batting average (.165) while ranking among the rookie leaders in WHIP (2nd, 1.02), strikeouts (5th) and innings pitched (10th).
- Was 1 of 5 Reds players to make Major League debuts (OF Shogo Akiyama, C Tyler Stephenson, OF Mark Payton, SS Jose Garcia).
- Averaged 11.46 strikeouts per 9 innings (45k, 35.1ip).
- Posted ERAs of 3.86 in 4 starts (16.1ip, .237oba) and 1.89 in 9g in relief (19ip, .097oba).
- Made 3 of his 4 starts over consecutive apps from 8/29-9/12 (0-1, 4.50, 12ip, 12h, 6er, 6bb, 14k, 3hr, .261obp)...after that string of starts made his last 4 apps of the regular season in relief (7ip, 3h, 2er, 2bb, 9k, .136oba).
- Started the 2-0 loss on 8/5 at Cle, the 6-5 walkoff win on 8/29/g2 vs Cubs, the 3-2 walkoff loss on 9/6 at Pit and the 7-1 loss on 9/12 at StL.
- Threw at least 2.0 innings in 6 of his 9 relief apps, including a season high in relief of 4.1 innings in his Major League debut on 7/27 vs Cubs.
- Was added to the 28-man roster the day after Opening Day...made a relief appearance on 7/27 vs Cubs and a start on 8/5 at Cle before he was optioned to the alternate training site on 8/6, when rosters decreased from 30 players to 28...returned to the Reds on 8/9, when 2B Mike Moustakas went on the 10-day injured list, and remained with the club the rest of the season (11g, 3gs, 0-2, 3.04, .183oba).
- Made his Major League debut in the 8-7 loss on 7/27 to the Cubs and in 4.1 innings allowed just 1 hit, a solo HR to Anthony Rizzo with 2 outs in his final frame...entered the game in relief of starter Wade Miley, who allowed 6 runs in 1.2 innings.
- Became the first Reds reliever to record at least 4.1 innings while allowing 1 run or fewer in his Major League debut since 9/3/1940 vs StL, when LHP Lefty Guise allowed just 1 run in 4.1 innings.
- Antone's 4.1 innings were the most by a Reds relief pitcher in his Major League debut since Rick Greene threw 5.2 innings out of the bullpen on 6/19/99 in a 10-1 loss vs Mil...was Greene's only ML appearance.
- His 5 strikeouts were the most by a Reds relief pitcher in his Major League debut since Ariel Hernandez had 5 strikeouts in his debut on 4/24/17 at Mil.
- First Major League strikeout victim was David Bote, his third batter faced.
- In the 3-2 walkoff loss on 9/6 at Pit, was in line for his first Major League victory but the Pirates won it with 2 runs in the bottom of the ninth off Raisel Iglesias.
- Was on the Reds' Postseason roster but did not appear in the 2-game Wild Card Series sweep loss at Atl.
- Entered the season rated by MLB.com the 30th-best prospect in the organization.

2019 SEASON

- In 26 starts and 1 relief appearance at Class AA Chattanooga and Class AAA Louisville combined to finish 11-12, 4.00.
- Led all Reds minor leaguers in strikeouts (133) and tied for the organization lead in wins.
- Also among Reds farmhands ranked second in innings pitched (146.1) and T4th in starts.
- Was a Southern League All-Star and International League Pitcher of the Week for 8/26-9/1.
- On 11/20 was added to the 40-man roster.

SEASON HIGHLIGHTS

2017: In spring training suffered a torn ulnar collateral ligament in his right elbow and missed the season following "Tommy John" surgery in April...**2016:** Ranked among Florida State League leaders in wins (1st), starts (T1st), innings pitched (2nd) and ERA (10th)...ranked among Reds minor league leaders in wins (T1st) and ERA (3.45, 4th)...was promoted to Louisville on 9/2...the next day at Indianapolis made his Class AAA debut and suffered the loss despite allowing just 1 run over 5.0 innings (3h, 3bb, 5k)...**2015:** Was a Midwest League All-Star and the Reds' Minor League Pitcher of the Month for May (6gs, 2-2, 1.80)...led all minor league pitchers by inducing 26 GIDPs...his 2.91 ERA ranked seventh among all Reds farmhands and 10th in the MWL...his 158.0 innings pitched were second-most in the Midwest League.

PERSONAL: Graduated from Mansfield (TX) Legacy High School, where he was a teammate of Noah Syndergaard...as a freshman attended Texas Christian University, then pitched at Weatherford (TX) College, located near Fort Worth...in his only season at Weatherford, in 2014, went 7-6, 2.88 and led the team with 84.1 innings pitched...his father, Tony, played football and baseball at the University of Oklahoma and was a member of the Sooners' 1975 national championship football team.

SINGLE-GAME HIGH, STRIKEOUTS	
Date (Innings)	Strikeouts
9/6/20 for Cin at Pit (5.0)	6

ANTONE'S CAREER TRANSACTIONS

- Was selected by the Mets in the 22nd round of the June 2012 first-year player draft. Did not sign.
- Was selected by the Reds in the fifth round of the June 2014 first-year player draft. Signed by Byron Ewing.
- On Daytona's 60-day disabled list following surgery to repair the torn ulnar collateral ligament in his right elbow, April 6-remainder of the season, 2017.
- On Daytona's disabled list recovering from April 2017 surgery to repair the torn ulnar collateral ligament in his right elbow, April 5-May 21, 2018.
- On 10-day injured list with right forearm inflammation, June 11-21, 2021.
- On 10-day injured list with a right forearm strain, June 26-August 23, 2021; included a rehabilitation assignment at Louisville, August 7-23.
- On 10-day injured list following surgery to repair the torn ulnar collateral ligament in his right elbow, August 25-remainder of the season, 2021; was transferred to the 60-day injured list, September 22.
- On 60-day injured list recovering from August 2021 surgery to repair the torn ulnar collateral ligament in his right elbow, March 26-remainder of the season, 2022.

Career Pitching

Yr	Club	W-L	ERA	G	GS	CG	SHO	SV	IP	H	R	ER	HR	BB	SO	WP	BK
14	AZL Reds - R	0-0	4.70	3	2	0	0	0	7.2	12	5	4	1	2	6	3	0
	Billings - R	2-3	5.94	12	12	0	0	0	47.0	72	37	31	3	16	28	6	0
15	Dayton - A	6-10	2.91	26	26	1	0	0	158.0	174	66	51	2	33	101	6	1
16	Daytona - A	* 14-6	3.51	25	* 25	1	0	0	151.1	167	77	59	16	28	105	4	1
	Louisville - AAA	0-1	1.80	1	1	0	0	0	5.0	3	1	1	0	3	5	0	0
17	Daytona - A	Injured, Did Not Pitch															
18	Daytona - A	6-3	4.03	17	17	0	0	0	96.0	95	48	43	6	29	82	8	2
19	Chattanooga - AA	7-4	3.38	13	13	0	0	0	74.2	63	38	28	4	22	63	3	0
	Louisville - AAA	4-8	4.65	14	13	0	0	0	71.2	93	42	37	7	31	70	4	1
20	Cincinnati	0-3	2.80	13	4	0	0	0	35.1	20	11	11	4	16	45	2	0
21	Cincinnati	2-0	2.14	23	0	0	0	3	33.2	17	8	8	3	13	42	1	0
	#Louisville - AAA	0-0	2.70	7	0	0	0	1	6.2	4	2	2	1	3	10	1	0
22	Cincinnati	Injured, Did Not Pitch															
Major Totals		2-3	2.48	36	4	0	0	3	69.0	37	19	19	7	29	87	3	0
Minor Totals		39-35	3.73	118	109	2	0	1	618.0	683	316	256	40	167	470	35	5

Injury rehab, * Led Florida State League, In 2020 Led National League rookie pitchers in opponents' batting average (.165)

Career Hitting

Yr	Club	AVG	G	AB	R	H	2B	3B	HR	RBI	SH	SF	HB	BB	SO	SB	CS	OBP	SLG	E
21	Cincinnati	.000	23	3	1	0	0	0	0	0	1	0	0	1	3	0	0	.250	.000	0

Wild Card Series Record

Yr	Club, Opponent	W-L	ERA	G	GS	CG	SHO	SV	IP	H	R	ER	HR	BB	SO	WP	BK
20	Cin at Atl	0-0	--	* 0	0	0	0	0	0.0	0	0	0	0	0	0	0	0

* Was on the Postseason roster but did not appear in the 2-0 series sweep loss

SINGLE-SEASON CAREER HIGH STREAKS

Scoreless Streak By Game: 12g, 5/5-6/22, 2021; **Scoreless Streak By Inning:** 17.1, 5/5-6/22, 2021;
Winning Streak: 2g, 4/26-6/22, 2021; **Losing Streak:** 3g, 8/5-9/22, 2020



GRAHAM

@Doug4212

RHP

ASHCRAFT

51

Age: 25 Ht.: 6-2 Wt.: 248 Bats: L Throws: R ML Service: 0.136

Born: 2/11/98 Birthplace: Huntsville, AL Resides: Murfreesboro, TN

Acquired: Was selected by the Reds in the sixth round of the June 2019 first-year player draft. Was signed by Jonathan Reynolds.

Contract: Signed through the 2023 season and under team control through 2028.

CAREER HIGHLIGHTS

- In 2021 was an MiLB.com Organization All-Star, MLB.com's Reds Pitching Prospect of the Year, the Reds' Minor League Pitcher of the Month for June and a 3-time league Pitcher of the Week.
- In 2021 led or tied all Reds minor league pitchers in wins, starts, complete games and shutouts.
- In 2019, in his first professional season recorded 10.06 strikeouts per 9 innings, the second-highest ratio in the organization.
- In August 2022, despite just 8 starts at Louisville, his fastball was rated by *Baseball America* the best in the International League.
- His fastball, slider and curveball all have been rated by *Baseball America* the best among Reds minor league pitchers.

SINGLE-GAME HIGH, STRIKEOUTS

Date (Innings)	Strikeouts
8/19/22 at Pit (6.2)	8
7/22/22 vs StL (4.2)	8
6/24/22 at SF (8.0)	8

2022 SEASON

- In his Major League debut ranked among the National League rookie pitching leaders in starts (T3rd, 19gs), innings pitched (4th, 105.0), ERA (7th, 4.89), strikeouts (11th, 71), opponents' BA (8th, .281) and WHIP (1.42, 8th).
- From 8/23-9/23 missed 32 days and 31 games while on the 15-day injured list with right biceps soreness.
- In 16 starts prior to the injury went 5-3, 3.97...in his last 5 starts prior to his injury went 1-1, 2.67 (33.2ip, 32h, 10er, 8bb, 24k, 3hr, .252baa), lowering his ERA from a season-high 4.70 to 3.97.
- After 2 rehab apps for Chattanooga and Louisville (5.2ip, 15h, 10r, 5er, 1bb, 11k, 123 pitches), finished the season 0-3, 12.00 in his last 3 starts for the Reds.
- Hunter Greene threw 7.0 scoreless innings (0bb, 8k) in the 7-0 win on 6/6 vs Ari and Ashcraft followed with 6.0 scoreless innings (0bb, 4k) in the 14-8 victory on 6/7 vs Ari...for the first time since 1900, Major League rookie starting pitchers in consecutive games threw at least 6.0 shutout innings without a walk.
- Greene & Ashcraft comprised the third set of Reds rookie pitchers since 1901 to make consecutive starts of at least 6.0 scoreless innings, joining Mike Regan & Hod Eller in 1917 and Sal Romano & Robert Stephenson in 1917.
- Over those 2 starts on 6/6 & 6/7 vs Ari, Greene and Ashcraft became the first Reds starting pitchers to retire 30 consecutive batters since 6/9-6/10, 1979, when Tom Seaver and Paul Moskau retired 35 straight... in the expansion era (since 1961), Greene and Ashcraft are the only rookie starting pitchers of any Major League team to combine to retire at least 30 consecutive batters.
- Ashcraft became the first Reds pitcher to post an ERA as low as 1.14 through his first 4 Major League apps, all starts, since RHP Chris Reitsma had a 1.03 ERA through his first 4 starts of 2001.
- Was the first Reds pitcher in 2022 to make 3 consecutive quality starts (5/27-6/7) and did it in his second, third and fourth career apps (3-0, 0.47, 19.1ip, 11h, 1er, 3bb, 10k, 1hr, .164baa).
- Within his first 3 career starts threw 13.2 consecutive scoreless innings (1.1ip on 5/22 at Tor, 6.1ip on 5/27 vs SF, 6ip on 6/2 vs Wsh).
- Made his Major League debut in the 3-2 win on 5/22 at Tor...replaced in the rotation scheduled starter RHP Connor Overton, who following the previous day's game was scratched with a stress reaction in his lower back...Ashcraft already was with the team as a substitute player for the series in Toronto.
- Became the seventh of 12 Reds players to make Major League debuts in 2022, the sixth pitcher and third starting pitcher to debut (Nick Lodolo, Hunter Greene).

2023 REDS

- In the 5-1 win on 5/27 vs SF threw 6.1 scoreless innings for his first Major League victory in his second career start.
- On the fourth pitch of his start on 7/22 vs StL, to Tommy Edman, threw the fastest pitch of his career at 101.5 miles per hour.
- Began the season at Louisville (7gs, 3-1, 1.65)...was added to the Taxi Squad prior to the game on 5/18 at Cle...was promoted as a substitute player for the 5/20-5/22 series at Tor...returned to Louisville following that series...without making an appearance for the Bats, on 5/27 rejoined the Reds and spent the rest of the season with Cin.
- In August, despite just 8 starts at Louisville, his fastball was rated by *Baseball America* the best in the International League.
- Was a non-roster invitee to 2022 Major League spring training camp, his first.
- Entered the season rated by *Baseball America* the ninth-best prospect in the organization.

2021 SEASON

- In just his second professional season was an MiLB.com Organization All-Star, MLB.com's Reds Pitching Prospect of the Year, the Reds' Minor League Pitcher of the Month for June and a 3-time league Pitcher of the Week.
- At Dayton was High-A Central Pitcher of the Week for 5/30-6/5.
- At Chattanooga was AA South Pitcher of the Week for 6/20-6/26 and 6/27-7/3.
- In 22 starts combined at the 2 stops finished 11-4, 3.00 with 1 complete game, a shutout (111ip, 86h, 37bb, 129k, 4hr, 1.11whip, .212baa).
- Led or tied all Reds minor league pitchers in wins, starts, complete games and shutouts while ranking third in innings pitched and strikeouts.
- In an 11-0 Lookouts win on 6/23 vs Rocket City threw a 2-hitter while facing just 28 batters (9ip, 0bb, 8k, 102 pitches)...didn't allow a base runner until Ray-Patrick Diddy led off the seventh inning with an infield single...with 1 out in the ninth allowed a soft popup single to Torii Hunter, followed by a double play.
- Entered the season rated by *Baseball America* the 28th-best prospect in the organization.
- On 1/19/22 was invited to his first Major League spring training camp.

PERSONAL: Graduated from Huntsville (AL) High School...played at the University of Alabama-Birmingham and Mississippi State University...follow on Twitter @Doug4212.

ASHCRAFT'S CAREER TRANSACTIONS

- Was selected by Dodgers in the 12th round of the June 2016 first-year player draft but did not sign.
- Was selected by Reds in the sixth round of the June 2019 first-year player draft. Was signed by Jonathan Reynolds.
- On 15-day injured list with right biceps soreness, August 23-September 23, 2022; included a rehabilitation assignment at Chattanooga, September 14-18 and at Louisville, September 19-23.

Career Pitching

Yr	Club	W-L	ERA	G	GS	CG	SHO	SV	IP	H	R	ER	HR	BB	SO	WP	BK
19	Greeneville - R	2-4	4.53	13	13	0	0	0	53.2	51	33	27	2	21	60	5	0
21	Dayton - A	4-1	2.33	8	8	0	0	0	38.2	28	12	10	0	13	55	6	1
	Chattanooga - AA	7-3	3.36	14	14	1	1	0	72.1	58	30	27	4	24	74	7	0
22	Louisville - AAA	3-2	2.29	8	8	0	0	0	35.1	42	24	9	0	17	35	3	0
	#Chattanooga - AA	0-1	6.00	1	1	0	0	0	3.0	4	2	2	0	1	6	1	0
	Cincinnati	5-6	4.89	19	19	0	0	0	105.0	119	61	57	11	30	71	9	0
	Major Totals	5-6	4.89	19	19	0	0	0	105.0	119	61	57	11	30	71	9	0
	Minor Totals	16-11	3.33	44	44	1	1	0	203.0	183	101	75	6	76	230	22	1
	# Injury rehab																

SINGLE-SEASON CAREER HIGH STREAKS

Scoreless Streak By Game: 1g (2x), 5/27 & 6/7, 2022; **Scoreless Streak By Inning:** 13.2, 5/22-6/2, 2022;

Winning Streak: 3g, 5/27-6/7, 2022; **Losing Streak:** 4g, 8/13-10/5, 2022



JOSE
BARRERO

INF

2

Age: 24 Ht.: 6-2 Wt.: 211 Bats: R Throws: R ML Service: 1.082

Born: 4/5/98 Birthplace: Havana, Cuba Resides: Pompano Beach, FL

Acquired: Was signed as a non-drafted free agent, June 8, 2017. Was signed by Chris Buckley, Tony Arias, Miguel Machado, Jim Stoeckel, Bob Engle and Hector Otero.

Contract: Signed through the 2023 season and under team control through 2027.

CAREER HIGHLIGHTS

- In May 2021 changed his last name from Garcia to Barrero following the death of his mother.
- Played for the Reds in each of the previous 3 seasons but doesn't turn 25 years old until the seventh day of the 2023 season.
- Entered the 2022 season rated by *Baseball America* the organization's top prospect and best defensive infielder while ranking #33 on *Baseball America's* Top 100 Prospects List.
- In 2021 received the Sheldon "Chief" Bender Award as the organization's Minor League Player of the Year.
- In 2021 was a *Baseball America* Class AAA All-Star, a *Baseball America* Minor League All-Star second teamer and an MiLB.com Organization All-Star for the third time in his 3 minor league seasons (2018, 2019, 2021).
- In 2019 was the Reds' Minor League Hitter of the Year.
- Was named Midwest League Player of the Week from 8/13-8/19, 2018; Florida State League Player of the Week for 8/19-8/25, 2019; and Triple-A East Player of the Week for 7/26-8/1, 2021.
- In 2019 led the Florida State League in doubles & extra-base hits.
- Was signed out of Cuba by Chris Buckley, Tony Arias, Miguel Machado, Jim Stoeckel, Bob Engle and Hector Otero.

2022 SEASON

- Entered the 2022 season rated by *Baseball America* the organization's top prospect and best defensive infielder while ranking #33 on *Baseball America's* Top 100 Prospects List.
- Started at SS in 46 of the Reds' 59 games after his 8/3 promotion.
- Began the season with Louisville...on 8/3 was promoted to fill the roster spot vacated by IF Brandon Drury, who at the trade deadline was traded to the Padres.
- Did not appear in a game for the Reds in spring training because of an injury.
- Began the season on the 10-day injured list following 3/22 surgery to remove the left hook of hamate bone...missed 53 games.
- From 5/20-6/5 hit .204 in 14 rehabilitation apps for Louisville before he was reinstated from the 10-day IL on 6/6 and optioned...played with the Bats until 8/3, when he was promoted to Cin for the rest of the season.
- In the 7-5 win at Mil on 8/6 became only the second batter in Reds history to produce his first 2 Major League HR in the same game, joining Harry Steinfeldt (7/31/1900 at Bos)...hit a 2-run HR in the fourth inning off starter Aaron Ashby and a solo HR leading off the sixth off Hoby Milner.
- In the 1-0 win on 8/17 vs Phi, with 2 outs in the bottom of the ninth inning produced the game's only run with an RBI-single off Seranthony Domínguez...was his first career walkoff hit.
- In the third inning of the 5-1 loss on 9/10 at Mil, doubled for the Reds' only hit of the game.
- Struck out at least once in each of his first 23 games of the season (8/3-8/28, 3bb, 41k), a streak snapped on 8/31 vs StL (0-5, 1bb)...since 1900, is the longest strikeout streak to start a season by a Reds non-pitcher in games with at least 1 plate appearance...tied for the longest such streak in the Major Leagues this season (Cle's Franmil Reyes also struck out in each of his first 23 games with a plate appearance).
- Played for Mayaguez in the Puerto Rican Winter League (.21g, .247, 1 2b, 1hr, 12rbi, 5sb).

**SHELDON "CHIEF" BENDER AWARD
REDS MINOR LEAGUE PLAYER OF THE YEAR**

2022	Elly De La Cruz, SS
2021	Jose Barrero, SS
2020	No minor league season
2019	Aristides Aquino, OF
2018	Ibandel Isabel, IF/OF
2017	Nick Senzel, 3B
2016	Aristides Aquino, OF
2015	Tyler Mahle, RHP
2014	Ben Lively, RHP
2013	Seth Mejias-Brean, 3B
2012	Billy Hamilton, SS
2011	Billy Hamilton, SS
2010	Devin Mesoraco, C
2009	Chris Heisey, OF
2008	Chris Valaika, SS
2007	Jay Bruce, OF
2006	Homer Bailey, RHP
2005	Chris Denorfia, OF
2004	Richie Gardner, RHP
2003	Stephen Smitherman, OF
2002	Brandon Larson, 3B
2001	Adam Dunn, OF
2000	Austin Kearns, OF

2021 SEASON

- Received the Sheldon “Chief” Bender Award as the organization’s Minor League Player of the Year.
- Was an MiLB.com Organization All-Star for the third time in his 3 minor league seasons.
- Was a *Baseball America* Class AAA All-Star and Minor League All-Star second teamer while rated the eighth-best prospect in the Triple-A East and second-best prospect in the Double-A South.
- Following the season was rated #21 on *Baseball America*’s Top 100 Prospects List...LHP Nick Lodolo was at #23 and RHP Hunter Greene at #41.
- Made his 13 starts at SS (7gs), CF (5gs) and 2B (1gs).
- His 7 apps and 5 starts in CF are his first professional apps at that position.
- Made his only career start at 2B in the 3-1 win on 8/22 vs the Marlins.
- Started 6 of the Reds’ last 10 games of the season (3gs in CF, 3gs at SS), including each of the last 4 games (1gs in CF, 3gs at SS).
- Had 2 stints on the Reds’ roster.
- Over 12 days from 8/16-8/27 made 6 apps and 3 starts...on 8/28, with the team in Miami, was optioned to Louisville but added to the Taxi Squad to make room on the 26-player roster for IF Asdrúbal Cabrera, who arrived the day after he was claimed off waivers from the Diamondbacks.
- On 9/10 was promoted from the Taxi Squad to replace SS Kyle Farmer, who spent 3 days the paternity list...remained on the roster when Farmer returned to the team on 9/14 (RHP Brad Brach was DFAd).
- Was on the Taxi Squad twice, from 8/28-8/29 (2g at Mia) and again from 9/6-9/8 (3g at Cubs).
- Following the season played for Escogido in the Dominican Winter League (2g, 0-for-8, 1bb, 1r).
- In the 7-1 loss on 8/18 vs Cubs became the 89th Reds batter hit by a pitch (by Adrian Sampson), tying the 2019 franchise record...the team would finish with 105 HBP.
- In the 6-5 loss on 9/14 at Pit, pinch hit in the eighth inning and then played CF in his first professional appearance in the outfield.
- Began the season at Class AA Chattanooga (.40g, .300, 9 2b, 1 3b, 6hr, 28rbi, 8sb)...on 8/16 was promoted to Class AAA Louisville (45g, .306, 10 2b, 13hr, 38rbi, 8sb)...in 85 minor league apps total hit .303 (19 2b, 1 3b, 19hr, 66rbi)...for the Lookouts and Bats made 80 of his 85 starts at SS (3gs at DH at Chatt, 2gs at 3B for Lou).
- His 12 HR at shortstop were second-most for a Louisville player at that position since the team began its modern Triple-A affiliation (1998)...trailed only Zack Cozart’s 17 HR in 2010...Barrero this season also hit a homer as a 3B.
- For the Bats, from 7/3-7/30 reached base safely in 23 consecutive apps...from his Class AAA debut on 6/29 until his 8/16 promotion to Cin, led Triple-A East in RBI (34).
- When promoted on 8/16 and despite spending only half the season with the Bats, ranked among the Triple-A East leaders in runs (1st), total bases (1st, 77), doubles (2nd), HR (T2nd), hits (3rd), RBI (3rd), slugging (3rd, .681), OPS (4th, 1.111) and hitting (5th).
- Was named Triple-A East Player of the Week for 7/26-8/1.
- In the bottom of the first inning of the 2021 SiriusXM All-Star Futures Game at Coors Field hit a solo HR that traveled 426 feet with an exit velocity of 104mph.
- Entered the season rated by *Baseball America* the Reds’ top prospect and No. 79 on its Top 100...was 1 of 2 Reds players in *BA*’s Top 100 prospects list...2020 top draft pick OF Austin Hendrick was rated No. 97...in 2021, Rays SS Wander Franco was rated No. 1 for the second straight season.
- Entered the season rated by *Baseball America* the best defensive infielder among Reds minor league players.

2020 SEASON

- In just his third professional season made his Major League debut with 24 apps, including 19 starts at SS.
- At 22 years, 4 months, 23 days old was the youngest Reds player to make his Major League debut since OF Yorman Rodriguez (22 years, 20 days old) on 9/4/2014 at Bal and the youngest player to debut as the Reds’ starting shortstop since Kurt Stillwell (20 years, 313 days old) did it on 4/13/1986 at SD.
- Was 1 of 5 Reds players to make Major League debuts (OF Shogo Akiyama, RHP Tejay Antone, C Tyler Stephenson, OF Mark Payton).
- After his promotion on 8/26, started at SS in 19 of the Reds’ last 32 games of the season...after his promotion, Reds pitchers went 20-12 and posted an ERA of 3.68.
- Joined the Taxi Squad prior to the game on 8/25 at Mil and then was promoted the next day, when the Reds optioned to the alternate training site OF Travis Jankowski.
- After the game on 8/26 at Mil was postponed following the shooting of Jacob Blake, made his Major League debut in the opener of the doubleheader sweep on 8/27 at Mil...in that 6-1 win started at SS and produced an infield single in his first career plate appearance (off Adrian Houser), a walk, a stolen base and a run scored.
- Began his Major League career with a 3-game hitting streak (3-9, .333).
- In the second inning of the opener on 9/4 at Pit produced his first Major League RBI, a run-scoring single off Steve Brault that gave the Reds a 1-0 lead they would not relinquish on their way to a 4-2 win.
- With the bases loaded and 2 outs in the top of the 13th inning of Game 1 of the Wild Card Series at Atl, pinch hit off A.J. Minter and hit into a fielder’s choice...the Reds’ 13-inning, 1-0 loss was the longest 1-0 game in Postseason history.

- Entered the season rated by *Baseball America* the sixth-best player in the organization and the player in the Reds' minor league system with the best infield arm.

MULTI-HOMER GAMES (1)

Date	Pitcher(s)
8/6/22 at Mil	Aaron Ashby, Hoby Milner
Is only the second batter in Reds history to produce his first 2 Major League home runs in the same game, joining Harry Steinfeldt (7/31/1900 at Bos)	

2019 SEASON

- Was the Reds' Minor League Hitter of the Year and an MiLB.com Organizational All-Star.
- Was Florida State League Player of the Week for 8/19-8/25.
- Led the Florida State League in doubles and extra-base hits (46) and ranked among the FSL leaders in slugging percentage (3rd), total bases (176, 4th), OPS (.779, 5th) and hits (T9th).
- With 37 doubles tied Christian Colón for the lead among all Reds minor league batters and ranked among the system's leaders in most offensive categories.
- Following the season played for Glendale in the Arizona Fall League (16g, .213, 3 2b, 1hr, 9rbi, 3sb).

BARRERO'S CAREER TRANSACTIONS

- Was signed by the Reds as a non-drafted free agent, June 8, 2017. Was signed by Chris Buckley, Tony Arias, Miguel Machado, Jim Stoeckel, Bob Engle and Hector Otero.
- On 10-day injured list following surgery to remove the left hook of hamte bone, April 7-June 5, 2022; included a rehabilitation assignment at Louisville, May 20-June 5.

CAREER FIELDING

Pos.	Pct.	G	PO	A	E	TC	DP	PB
2B	.875	2	5	2	1	8	2	-
SS	.967	78	87	176	9	272	47	-
CF	1.000	7	12	0	0	12	0	-

Career Hitting

Yr	Club	AVG	G	AB	R	H	2B	3B	HR	RBI	SH	SF	HB	BB	SO	SB	CS	OBP	SLG	E
18	Dayton - A	.245	125	482	61	118	22	4	6	53	3	1	12	19	112	13	9	.290	.344	28
19	Daytona - A	.280	104	404	58	113	* 37	1	8	55	0	6	17	25	83	15	2	.343	.436	25
20	Cincinnati	.194	24	67	4	13	0	0	0	2	0	0	0	1	26	1	1	.206	.194	2
21	Chattanooga - AA	.300	40	160	31	48	9	1	6	28	0	2	2	16	40	8	1	.367	.481	8
	Louisville - AAA	.306	45	170	31	52	10	0	13	38	1	3	6	20	44	8	3	.392	.594	7
	Cincinnati	.200	21	50	4	10	4	1	0	3	0	0	3	3	17	1	0	.286	.320	2
22	Louisville - AAA	.209	55	220	27	46	8	1	9	24	0	1	5	11	89	5	2	.262	.377	11
	Cincinnati	.152	48	165	13	25	3	0	2	10	0	0	0	9	76	4	1	.195	.206	6
Major Totals		.170	93	282	21	48	7	1	2	15	0	0	3	13	119	6	2	.215	.223	10
Minor Totals		.263	369	1436	208	377	86	7	42	198	4	13	42	91	368	49	17	.322	.420	79

* In 2019 led the Florida State League in doubles (37) and extra-base hits (46)

Wild Card Series Record

Yr	Club, Opponent	AVG	G	AB	R	H	2B	3B	HR	RBI	SH	SF	HB	BB	SO	SB	CS	OBP	SLG	E
20	Cin at Atl	.000	1	1	0	0	0	0	0	0	0	0	0	0	0	0	0	.000	.000	0

Pinch hit in Game 1 (FC 6-4, 1-0 loss in 13 innings)

SINGLE-SEASON CAREER HIGH STREAKS

Hitting Streak: 3g (5x), Last: 9/9-9/12, 2022; **Hitless Streak:** 15ab, 9/20-9/27, 2022

NATIVES OF CUBA WHO PLAYED OR COACHED FOR REDS

Rafael Almedia, IF	1911-13	Joe Azcue, C	1960	Brayan Peña, C	2014-15
Armando Marsans, OF	1911-14	Leo Cardenas, IF	1960-68	Raisel Iglesias, P	2015-19
Mike Gonzalez, C	1914	Tony Gonzalez, OF	1960	José Iglesias, SS	2019
Manuel Cueto, IF/OF	1917-19	Cookie Rojas, IF	1962	Yasiel Puig, OF	2019
Adolfo Luque, P	1918-29	Tony Pérez, IF	1964-76, '84-86	Jose Barrero, SS	2020-22
Pedro Dibut, P	1924-25	Chico Ruiz, IF	1964-69	Vladimir Gutierrez, RHP	2021-22
Tommy de la Cruz, P	1944	Mike de la Hoz, IF	1969	Cionel Pérez, LHP	2021
Vincente Amor, P	1957	Camilo Pasqual, P	1969		
Raul Sanchez, P	1957, '60	Pedro Ramos, P	1969		
Danny Morejon, OF	1958	Tony Menendez, P	1992		
Orlando Pena, P	1958-60	Jose Cardenal, coach	1993, 2002-03		
Mike Cuellar, P	1959	Oswaldo Fernandez, P	2000-01		
Reggie Otero, coach	1959-65	Aroldis Chapman, P	2010-15		
Rogelio Alvarez, IF	1960, '62	Yonder Alonso, 1B	2010-11		

Cardenas, Luque and Pérez are in the Reds Hall of Fame. Pérez is the only native of Cuba in the National Baseball Hall of Fame who played in the Major Leagues. Cooperstown Hall of Famers P Martin Dihigo, P Jose Mendez and OF Cristobal Torriente were born in Cuba but played in the Negro Leagues.



WILL
BENSON

@_thekidbilly_

OF
30

Age: 24 Ht.: 6-5 Wt.: 225 Bats: L Throws: L ML Service: 0.066

Born: 6/16/98 Birthplace: Atlanta, GA Resides: Atlanta, GA

Acquired: From the Guardians for minor league OF Justin Boyd and a player to be named or cash, February 8, 2023.

Contract: Signed through the 2023 season and under team control through 2028.

CAREER HIGHLIGHTS

- Was selected by Cleveland in the first round (14th overall) of the 2016 first-year player draft.
- Made his only Postseason appearance in the 2022 American League Division Series vs NYY...in the top of the ninth inning of the 4-1 Guardians loss in Game 1 at Yankee Stadium, pinch hit against Clay Holmes and hit into a fielder's choice.
- Made his Major League debut in an 11-inning, 6-5 walkoff win on 8/1/22 vs the Diamondbacks...with 2 outs in the bottom of the 10th pinch hit against Mark Melancon and grounded out...began the 11th inning as the runner on second base and scored the winning run on Amed Rosario's 1-out, RBI-single.
- Collected his first career hit and RBI on 8/10/22 at Det, his seventh appearance...in the second inning of the 3-2 win produced a run scoring-single off Victor Reyes.
- In 2022 was International League Player of the Month for July.
- Entered the 2018, 2019 and 2022 seasons rated by *Baseball America* the best athlete in the Guardians' organization.
- In 2019 was an MiLB.com Guardians Organization All-Star, a *Baseball America* Low Class A All-Star and a mid- and post-season Midwest League All-Star.
- In 2018 was a mid-season Midwest League All-Star...led the MWL in home runs.
- In 2017 tied for the New York-Penn League lead in home runs.
- On co-op in 2020, made 24 apps for Team Texas in the Constellation Energy League.

2022 SEASON

- Was a non-roster invitee to the Indians' Major League spring training camp.
- Spent most of the season at Class AAA Columbus.
- Was International League Player of the Month for July (23g, .371, 8 2b, 2 3b, 5hr, 11rbi, 3sb, 1.155 OPS).
- When promoted to the Guardians on 8/1 was leading the International League in on-base percentage, walks and runs scored, was tied for the IL lead in OPS and ranked fourth in both extra-base hits and total bases.
- Made his Major League debut in an 11-inning, 6-5 walkoff win on 8/1 vs the Diamondbacks...with 2 outs in the bottom of the 10th pinch hit against Mark Melancon and grounded out...began the 11th as the runner on second base and scored the winning run on Amed Rosario's 1-out, RBI-single.
- Collected his first career hit and RBI on 8/10 at Det, his seventh appearance...in the second inning of the 3-2 win produced a run scoring-single off Victor Reyes.

PERSONAL: Attended the Westminster Schools in Atlanta, where as a senior in 2016 he hit .454 with 11 doubles, 8 HR, 41 RBI and a 1.380 OPS...that season was named a Rawlings Perfect Game All-American... in 2015 played in the USA Baseball Tournament of Stars summer showcase, the Under Armour All-American Game at Wrigley Field and the WBSC 18U Baseball World Cup in Nishinomiya, Japan as a member of the USA 18U National Team...before he signed with Cleveland had signed a letter of intent to play baseball at Duke...Gordan Beckham also attended Westminster Schools...his father, Ted, played basketball at Purdue.

BENSON'S CAREER TRANSACTIONS

- Was selected by the Indians in the first round (14th overall) of the 2016 first-year player draft.
- Was acquired by the Reds for minor league OF Justin Boyd and a player to be named or cash, February 8, 2023.

CAREER FIELDING								
Pos.	Pct.	G	PO	A	E	TC	DP	PB
CF	1.000	10	17	0	0	17	0	-
LF	1.000	4	8	0	0	8	0	-
RF	.800	6	4	0	1	5	0	-

Career Hitting

Yr	Club	AVG	G	AB	R	H	2B	3B	HR	RBI	SH	SF	HB	BB	SO	SB	CS	OBP	SLG	E
16	AZL Indians - R	.209	44	158	31	33	10	3	6	27	0	0	4	22	60	10	2	.321	.424	1
17	Mahoning Valley - A	.238	56	202	29	48	8	5	* 10	36	0	0	3	31	80	7	1	.347	.475	2
18	Lake County - A	.180	123	416	54	75	11	1	^ 22	58	0	1	7	82	152	12	6	.324	.370	8
19	Lynchburg - A	.189	61	217	29	41	9	2	4	23	0	5	2	31	73	9	2	.290	.304	0
	Lake County - A	.272	62	217	44	59	12	3	18	55	0	5	0	37	78	18	2	.371	.604	3
20	Team Texas - IND #	.143	24	56	11	8	0	1	2	4	0	0	2	13	27	5	0	.324	.286	-
21	Akron - AA	.221	80	262	63	58	13	5	14	42	1	2	5	60	104	14	3	.374	.469	0
	Columbus - AAA	.161	27	93	7	15	5	1	3	9	0	0	0	14	42	0	2	.271	.333	2
22	Columbus - AAA	.278	89	316	75	88	20	3	17	45	2	1	7	75	91	16	4	.426	.522	4
	Cleveland	.182	28	55	8	10	1	0	0	3	1	0	2	3	19	0	0	.250	.200	1
	Major Totals	.182	28	55	8	10	1	0	0	3	1	0	2	3	19	0	0	.250	.200	1
	Minor Totals	.222	542	1881	332	417	88	23	94	295	3	14	28	352	680	86	22	.350	.443	20
	Independent Totals	.143	24	56	11	8	0	1	2	4	0	0	2	13	27	5	0	.324	.286	-

* Tied for the New York-Penn League in home runs, ^ Led the Midwest League, # Constellation Energy League

Division Series Record

Yr	Club, Opponent	AVG	G	AB	R	H	2B	3B	HR	RBI	SH	SF	HB	BB	SO	SB	CS	OBP	SLG	E
22	Cle vs NYY	.000	1	1	0	0	0	0	0	0	0	0	0	0	0	0	0	.000	.000	0

SINGLE-SEASON CAREER HIGH STREAKS

Hitting Streak: 3g, 8/10-8/13, 2022; **Hitless Streak:** 11ab, 8/1-8/6, 2022



SILVINO
BRACHO

@silvinobracho

RHP

82

Age: 30 Ht.: 5-10 Wt.: 190 Bats: R Throws: R ML Service: 3.099

Born: 7/17/92 Birthplace: Maracaibo, VZ Resides: Maracaibo, VZ

Acquired: Was signed to a minor league contract and invited to 2023 Major League spring training camp, December 7, 2022.

Contract: Signed through the 2023 season and under team control through 2025.

Non-Roster

CAREER HIGHLIGHTS

- Name is pronounced sil-VEE-no BRAH-co.
- Was on the 2023 World Baseball Classic provisional roster for Team Venezuela.
- Pitched for Venezuela in the 2017 World Baseball Classic and in the 2020 and 2021 Caribbean Series.
- Beginning in 2013 has posted a 2.39 ERA and 34 saves in 120 career apps, all in relief, for Aguilas de Zulia in the Venezuelan Winter League regular season and playoffs.
- Was the 2020-2021 Venezuelan Winter League Comeback Player of the Year and Reliever of the Year after finishing 0-0, 0.69 in 13 apps for Zulia while converting all 8 save opps (13ip, 5h, 1er, 3bb, 12k, 0hr).
- Has converted 103 of 116 save opps in the minor leagues (89%) and 34 of 43 save opps in the Venezuelan Winter League (79%).
- Was voted by *Baseball America* the best reliever in the Midwest League (2014) and Southern League (2015).
- In 2014 was a Midwest League All-Star.
- In 2013 led the Pioneer League in saves (11).
- While with the Diamondbacks, his control was rated the best in their minor league system.
- Made his Major League debut with a scoreless inning on 8/30/15 for Ari vs Oak (1ip, 1h, 1bb, 1k, 7-4 Diamondbacks loss in 11 innings).
- Missed the entire 2019 season and most of the 2020 COVID-19 campaign recovering from March 2019 "Tommy John" surgery to repair the torn ulnar collateral ligament in his right elbow.

SINGLE-GAME HIGH, STRIKEOUTS

Date (Innings)	Strikeouts
4/15/18 for Ari at LAD (3.0)	7

2022 SEASON

- On 3/6 was signed by the Red Sox and invited to Major League spring training camp.
- On 6/30 was designated for assignment by the Red Sox...the next day was traded to the Braves for cash.
- Made his season and Braves debuts on 7/1 at Cin, threw a hitless ninth inning in the 9-1 win.
- Was designated for assignment at the 11/15 restricted list deadline.
- On 11/18 was not tendered a contract for 2023 and became a free agent.
- On 12/7 was signed by the Reds to a minor league contract and invited to 2023 Major League spring training camp.

PERSONAL: While playing in Venezuela was coached by Ricardo Linares, whose students include Sandy León, Jhoulys Chacin, Rougned Odor, Ender Inciarte and Gerardo Parra...Silvino and wife Evenly became guardians to his nephew after Silvino's sister, Yuneids, was killed in a car accident in Venezuela at age 30.

BRACHO'S CAREER TRANSACTIONS

- Was signed by the Diamondbacks as a non-drafted free agent, August 9, 2011. Was signed by Marlon Urdaneta.
- On Arizona's 60-day injured list recovering from March 2019 "Tommy John" surgery to repair the torn ulnar collateral ligament in his right elbow, March 3-November 3, 2019.
- On Arizona's 60-day injured list recovering from March 2019 "Tommy John" surgery to repair the torn ulnar collateral ligament in his right elbow, June 28-September 24, 2020.
- Was signed by the Giants to a minor league contract and invited to 2021 Major League spring training camp, December 9, 2020.
- Was signed by the Red Sox to a minor league contract and invited to Major League spring training camp, March 6, 2022.
- Was acquired by the Braves for cash, July 1, 2022.
- Became a minor league free agent, November 18, 2022.
- Was signed by the Reds to a minor league contract and invited to 2023 Major League spring training camp, December 7, 2022.

Career Pitching

Yr	Club	W-L	ERA	G	GS	CG	SHO	SV	IP	H	R	ER	HR	BB	SO	WP	BK
12	DSL Diamondbacks - R	3-0	0.32	22	0	0	0	8	28.0	20	2	1	0	5	30	1	0
13	Missoula - R	0-2	1.71	24	0	0	0	* 11	26.1	23	6	5	2	3	38	1	0
14	South Bend - A	3-2	2.08	45	0	0	0	26	43.1	25	10	10	3	8	70	3	0
15	Visalia - A	0-0	0.00	6	0	0	0	3	6.0	1	0	0	0	1	14	0	0
	Mobile - AA	2-1	1.81	37	0	0	0	16	44.2	34	10	9	3	9	59	5	0
	Arizona	0-0	1.46	13	0	0	0	1	12.1	9	2	2	2	4	17	1	0
16	Reno - AAA	0-2	4.81	36	0	0	0	15	33.2	34	19	18	2	8	43	1	0
	Arizona	0-2	7.30	26	0	0	0	0	24.2	31	22	20	7	10	17	3	0
17	Reno - AAA	3-2	4.08	33	0	0	0	8	35.1	25	17	16	8	17	48	1	0
	Arizona	0-0	5.66	21	0	0	0	0	20.2	18	14	13	5	7	25	1	0
18	Reno - AAA	2-2	4.46	27	0	0	0	8	34.1	39	19	17	3	8	52	2	1
	Arizona	2-0	3.19	31	0	0	0	0	31.0	25	12	11	2	12	34	2	0
20	Arizona	0-0	18.00	1	0	0	0	0	1.0	2	2	2	1	0	1	0	0
21	Sacramento - AAA	1-3	4.14	49	0	0	0	8	50.0	59	25	23	10	19	65	1	0
22	Gwinnett - AAA	2-1	2.08	20	4	0	0	0	26.0	21	6	6	2	6	34	0	0
	Worcester - AAA	0-3	3.16	18	1	0	0	0	31.1	29	12	11	2	4	36	1	1
	Atlanta	0-0	6.23	3	0	0	0	0	4.1	3	3	3	2	1	4	0	0
Major Totals		2-2	4.88	95	0	0	0	^ 1	94.0	88	55	51	19	34	98	7	0
Minor Totals		16-18	2.91	317	5	0	0	103	359.0	310	126	116	35	88	489	16	2

* Led Pioneer League in saves, ^ Only Major League save on 10/1/15 for Ari vs Col (8-6 Diamondbacks win)

World Baseball Classic Record

Yr	Country	W-L	ERA	G	GS	CG	SHO	SV	IP	H	R	ER	HR	BB	SO	WP	BK
17	Venezuela	0-0	0.00	1	0	0	0	0	0.2	1	0	0	0	0	1	0	0

Career Hitting

Yr	Club	AVG	G	AB	R	H	2B	3B	HR	RBI	SH	SF	HB	BB	SO	SB	CS	OBP	SLG	E
16	Arizona	.000	95	1	0	0	0	0	0	0	0	0	0	0	1	0	0	.000	.000	1

Only career plate appearance on 8/27/16 for Ari vs Cin, struck out vs Anthony DeSclafani (13-0 Diamondbacks loss)

SINGLE-SEASON CAREER HIGH STREAKS

Scoreless Streak By Game: 8g (2x), 9/8-10/3, 2015 & 5/1-6/10, 2018; **Scoreless Streak By Inning:** 9.2, 4/15-6/10, 2018;
Winning Streak: 2g, 5/1-6/9, 2018; **Losing Streak:** 2g, 6/26-6/29, 2016



ALAN BUSENITZ

@abooze32

RHP

81

Age: 32 Ht.: 6-1 Wt.: 190 Bats: R Throws: R ML Service: 0.156

Born: 8/22/90 Birthplace: Watkinsville, GA Resides: Madison, GA

Acquired: Was signed to a minor league contract and invited to 2023 Major League spring training camp, December 27, 2022.

Contract: Signed through the 2023 season and under team control through 2028.

Non-Roster

CAREER HIGHLIGHTS

- Last name is pronounced BOOZ-nits.
- Spent the last 4 seasons pitching for the Rakuten Golden Eagles in Japan's Nippon Professional Baseball Pacific League (165g, 9-8, 2.83, 18sv, 155.2ip, 146h, 57bb, 125k, 5hr).
- Made 25 minor league apps for Rakuten in the Japan Eastern League.
- Made all 51 of his Major League apps for the Twins in 2017 and 2018.
- Made his only career Postseason appearance in the bottom of the seventh inning of the 2017 Wild Card Game, an 8-4 loss at Yankee Stadium.
- Made his Major League debut in a 6-2 loss for Min vs Cle on 6/17/17 (2ip, 2h, 1er, 1bb, 1k, 1hr).
- Last pitched in the Major Leagues in a 9-3 win for Min vs Det on 9/27/18 (1ip, 1k).
- Earned the most recent of his 5 Major League wins on 8/23/18 for Min vs Oak (6-4 win).

SINGLE-GAME HIGH, STRIKEOUTS

Date (Innings)	Strikeouts
4x, last on 6/26/18 at WSox (1.1) 3

2022 SEASON

- Went 3-1, 2.27 with 11 holds in 34 relief apps for the Rakuten Golden Eagles in Japan's Nippon Professional Baseball Pacific League.
- Also made 2 minor league apps for Rakuten in the Japan Eastern League.
- On 12/27 was signed by the Reds to a minor league contract and invited to 2023 Major League spring training camp.

PERSONAL: Attended Athens Christian High School (Athens, GA), Georgia Perimeter College (Atlanta, GA) and Kennesaw State University (Kennesaw, GA).

BUSENITZ' CAREER TRANSACTIONS

- Was selected by the Angels in the 25th round of the June 2013 first-year player draft.
- Was acquired by the Twins, along with LHP Hector Santiago, for RHP Ricky Nolasco, RHP Alex Meyer and cash, August 1, 2016.
- Was released by the Twins, November 20, 2018.
- Was signed by the Reds to a minor league contract and invited to 2023 Major League spring training camp, December 27, 2022.

Career Pitching

Yr	Club	W-L	ERA	G	GS	CG	SHO	SV	IP	H	R	ER	HR	BB	SO	WP	BK
13	Orem - R	5-2	2.33	21	0	0	0	1	38.2	37	13	10	3	4	27	2	0
14	Burlington - A	4-5	1.94	49	0	0	0	17	69.2	55	18	15	2	21	62	8	2
15	Inland Empire - A	0-2	3.30	21	0	0	0	2	46.1	49	17	17	2	16	44	6	0
	Arkansas - AA	1-5	6.75	16	8	1	0	0	53.1	80	43	40	7	16	38	7	0
16	Arkansas - AA	0-1	1.93	24	0	0	0	3	32.2	29	7	7	2	5	32	1	0
	Salt Lake - AAA	0-1	7.62	10	0	0	0	0	13.0	16	13	11	1	5	13	1	0
	Chattanooga - AA	0-0	3.52	5	0	0	0	0	7.2	9	3	3	0	1	5	0	0
	Rochester - AAA	2-0	3.52	6	0	0	0	1	7.2	8	3	3	0	4	5	0	0
17	Rochester - AAA	3-0	1.78	24	0	0	0	2	35.1	19	7	7	0	10	39	6	0
	Minnesota	1-1	1.99	28	0	0	0	0	31.2	22	9	7	4	9	23	2	0
18	Rochester - AAA	2-3	2.48	27	1	0	0	7	40.0	32	14	11	3	8	45	5	0
	Minnesota	4-1	7.82	23	0	0	0	0	25.1	37	25	22	8	14	26	2	0
19	Rakuten - NBP JPPL	4-3	1.94	54	-	0	0	0	51.0	46	15	11	1	20	45	1	0
	Rakuten - JPEL	1-0	0.69	14	-	0	0	3	13.0	2	1	1	0	4	10	0	0
20	Rakuten - NBP JPPL	1-4	2.86	46	-	0	0	18	44.0	46	16	14	2	18	32	4	0
21	Rakuten - NBP JPPL	1-0	4.97	31	-	0	0	0	29.0	32	16	16	1	9	23	2	0
	Rakuten - JPEL	0-0	2.00	9	-	0	0	1	9.0	7	2	2	1	3	9	1	0
22	Rakuten - NBP JPPL	3-1	2.27	34	-	0	0	0	31.2	22	8	8	1	10	25	4	0
	Rakuten - JPEL	0-0	0.00	2	-	0	0	0	2.0	1	0	0	0	0	3	0	0
Major Totals		5-2	4.58	51	0	0	0	0	57.0	59	34	29	12	23	49	4	0
NBP JPPL Totals		9-8	2.83	165	-	0	0	18	155.2	146	55	49	5	57	125	11	0
Japan Totals		10-8	2.60	190	-	0	0	22	179.2	156	58	52	6	64	147	12	0
Minor Totals		17-19	3.24	203	9	1	0	33	344.1	334	138	124	20	90	310	36	2

Wild Card Game Record

Yr	Club, Opponent	W-L	ERA	G	GS	CG	SHO	SV	IP	H	R	ER	HR	BB	SO	WP	BK
17	Min at NYY	0-0	0.00	1	0	0	0	0	0.1	0	0	0	0	1	0	0	0

Pitched in the 7th inning, 8-4 Twins loss

SINGLE-SEASON CAREER HIGH STREAKS

Scoreless Streak By Game: 9g (2x), 8/10-8/31 & 9/5-9/26, 2017; **Scoreless Streak By Inning:** 12.2, 8/10-8/31, 2017;
Winning Streak: 4g, 4/18-8/23, 2018; **Losing Streak:** None



CURT
CASALI

@Curcasali

C

12

Age: 34 Ht.: 6-2 Wt.: 225 Bats: R Throws: R ML Service: 6.151

Born: 11/9/88 Birthplace: Walnut Creek, CA Resides: Nashville, TN

Acquired: Was signed to a 1-year contract through the 2023 season, with a mutual option for 2024, December 22, 2022.

Contract: Is signed through the 2023 season.

CAREER HIGHLIGHTS

- Last name is pronounced kuh-SAL-ee.
- From 2019-2022 has helped pitchers hold opponents to a .230 batting average (3rd-lowest in the Major Leagues), a .293 on-base percentage (2nd-lowest) and a .372 slugging percentage (2nd-lowest)...includes catchers with at least 200 apps.
- Has made 5 Opening Day rosters (2016 Rays, 2019 & 2020 Reds, 2021 & 2022 Giants).
- In the 4-3 walkoff loss on 4/15/19 at Dodger Stadium became the first Reds catcher, since 1900, to start a game batting leadoff (1-4, 1 2b, 1r)...remains his only career start batting first.
- On 7/27 and 7/28, 2015 for TB vs Det became the first rookie catcher in Major League history to hit at least 2 HR in consecutive apps (off David Price 2, Aníbal Sánchez, Bruce Rondón).
- In 2013 was a Florida State League All-Star and the Rays' Minor League Player of the Month for August.
- On 8/24/13 for Montgomery caught all 9 innings of RHP Victor Mateo's no-hitter.
- In 2012 was a MiLB.com Tigers Organization All-Star.
- Had 4 surgeries by age 30, including "Tommy John" surgery on his right elbow in 2009, bone chip removal in his right elbow in 2013, right hip surgery in 2017 and left hip surgery in 2018...added left hamate bone surgery in December 2020 at age 32.
- Has 2 game-ending hits (last, 6/26/21 vs Oak, RBI-double, 10th inning) and 2 walkoff RBI (last, 6/26/21 vs Oak, RBI-double, 10th inning).

2020 REDS CATCHERS' ERA

Catcher	GS	IP	ER	ERA
Barnhart	16-17	272.1	117	3.87
Casali	14-11	212.2	87	3.68
Stephenson	1-1	19.0	14	6.63

2022 SEASON

- Made 57 apps for the Giants and Mariners, including 49 starts at catcher...also made 3 apps at 1B.
- Missed time while on the 7-day concussion list and 10-day injured list with a right oblique strain.
- While on the 10-day IL with the oblique injury, on 8/2 was traded from SF to Sea with LHP Matt Boyd for minor leaguers RHP Michael Stryfeler and C Andy Thomas.
- The day after the World Series ended became a free agent.
- On 12/22 was signed by the Reds to a 1-year contract through the 2023 season, with a mutual option for 2024.

2021 SEASON

- The Giants went 42-13 when he started behind the plate.
- His 2.72 catcher's ERA was the best in the Major Leagues for players with at least 50 starts at that position.
- Caught 9 of the Giants' 16 team shutouts.
- From 4/11-4/22, became only the fifth player since 1900 to catch a shutout in each of 5 consecutive starts... became the only catcher to do it with 5 different starting pitchers.

2020 SEASON

- Made his third Opening Day roster (2016 Rays, 2019 Reds).
- During the regular season, Reds pitchers went 14-11 in his 25 starts and posted a 3.68 ERA when he caught...threw out 2-10 runners attempting to steal (20%).
- Caught all 3 of the staff's complete games, including both of Trevor Bauer's 7-inning shutouts and Luis Castillo's first career CG on 9/11 at StL, and 3 of the team's 5 shutouts.
- In the fifth inning of the 1-0 win on 9/16 vs Pit recorded the first stolen base of his Major League career and the fifth steal of his 10-year pro career...recorded his second stolen base in the 10th inning of the season finale at Min, a 5-3 win.

- In the sixth inning of the 5-0 win on 8/19/g2 at KC homered off Gabe Speier to produce the 100th RBI of his career.
- Started the 7-1 win on Opening Day vs the Tigers and reached base 3 times (1h, 2bb).
- Started each of the Reds' first 5 games of the season, 2 shy of the longest starting streak of his career...from 6/23-7/1, 2019 started 7 straight games, the longest streak by a Reds catcher that season.
- On 7/26 at Det started at C in his 300th Major League appearance.
- In Game 1 of the Wild Card Series at Atl, caught the first 6 innings of the 13-inning, 1-0 loss...was the longest 1-0 game in Postseason history...caught the eighth inning of the 5-0 loss in Game 2...was bothered during the WCS with a sore left wrist.
- On 12/2 was non-tendered by the Reds.
- On 1/5/21 was signed by the Giants to a 1-year contract through the 2021 season.

MULTI-HOMER GAMES (3)

Date	Pitchers
5/16/22 for SF at Col	Ty Blach 2
7/28/15 for TB vs Det	David Price 2
7/27/15 for TB vs Det ...	A. Sánchez, B. Rondón

2019 SEASON

- Made his second Opening Day roster (2016 Rays).
- Established career highs in runs, hits and RBI...tied his career high in apps and walks.
- Reds pitchers went 27-30 in his starts and posted a 3.73 ERA when he caught...threw out 8-40 runners attempting to steal (20%).
- From 6/23-7/1 started 7 consecutive games, the longest streak by a Reds catcher in 2019 and the longest since Tucker Barnhart started 7 straight games from 9/20-9/27, 2017...Casali's 7-start streak was snapped on 7/2 vs Mil, when Kyle Farmer made the first start of his career at C.
- In the 4-3 walkoff loss on 4/15 at LAD became the first Reds catcher, since 1900, to start a game batting leadoff...is his only career start batting first...finished 1-for-4 (1 2b, 1r)...batted first in the order for the first time since his freshman year at New Canaan (CT) High School, though he did hit leadoff as the DH in his first exhibition appearance of 2019 spring training.
- In the 1-0 loss on 5/2 at NYM started in his 200th career appearance as a catcher.
- In the 10-2 win on 5/26 at Wrigley Field, hit his first HR of the season in his 32nd appearance...in the ninth inning hit a 2-run HR off catcher Victor Caratini.
- From 5/6-5/17 hit .368 during a career-high 6-game hitting streak (7-19, 3rbi, .429obp)
- From 7/18-8/23 missed 34g while on the 10-day IL with a sprained medial collateral ligament in his right knee.
- On 8/9 began a rehab assignment at Louisville, but after 2 apps returned to Cincinnati with a sore left hamstring...returned to rehab on 8/20, made 3 more apps before he was reinstated from the IL on 8/24.

2018: On 5/31 was acquired by the Reds from the Rays for cash considerations...the next day was promoted to the 25-man roster to replace C Tony Cruz, who was optioned to Louisville...spent the rest of the season with the Reds...the Reds went 16-16 in his starts behind the plate and posted a 3.52 ERA while he caught (297ip)...threw out 5-24 base runners attempting to steal (21%)...started 2 of the staff's 6 team shutouts...in addition to his 32 starts at C, made his first career apps at 1B (6g, 3gs) and at 2B (1g on 7/20 vs Pit)...on 6/2 at SD started in his first Major League game of the season...in the second inning homered off Eric Lauer to become the first player to homer in his first Reds plate appearance since Adam Duval on 8/31/15 at Cubs (off Justin Grimm)...in the ninth inning of the 12-1 loss on 7/20 vs Pit made his first career apps at defensive positions other than catcher...began the inning at 1B, then moved to 2B following Alex Blandino's season-ending knee injury...on 1/18 was signed by the Rangers to a minor league contract...on 3/21 was released...on 3/22 was signed by the Rays to a minor league contract...prior to his 5/31 trade to the Reds spent the season at Class AAA Durham...following the season was eligible for arbitration as a Super 2...on 1/10/19 avoided arbitration by signing a 1-year contract for 2019.

2014: Made his Major League debut on 7/18 at Min...in his first career plate appearance singled off Kyle Gibson.

PERSONAL: Graduated from New Canaan (CT) High School, where he played football, basketball and baseball...as a quarterback was All-State in football after leading his team to the state championship...was a high school teammate of NHL player and U.S. Olympian Max Pacioretty...hit .300 in all 4 seasons at Vanderbilt University, where he was a college teammate of Sonny Gray and Pedro Álvarez...was hosted on his campus visit by Álvarez and David Price...graduated from Vanderbilt with a degree in corporate communications...played for the 2010 Cape Cod League champion Cotuit Kettleers, where he was teammates with James McCann and C.J. Cron...his father, Lou, played quarterback at Columbia University in 1979 and 1980...brother Andrew played baseball at the University of Maryland, Baltimore County (UMBC) while brother Chase graduated in 2020 from Vanderbilt, where from 2018-2020 he was a student manager on the baseball team...brother-in-law Ted Sobolewski in July 2019 was named the head men's rowing coach at Stanford...one of Curt's first youth baseball coaches was sports columnist and author Mike Lupica...follow on Twitter @Curtcasali.

SINGLE-SEASON CAREER HIGH STREAKS

Hitting Streak: 6g (3x), Last: 4/30-5/16, 2022; **Hitless Streak:** 19ab (3x), Last: 4/3-4/19, 2021

CASALI'S CAREER TRANSACTIONS

- Was selected by the Tigers in the 10th round of the June 2011 draft. Was Signed by Harold Zonder.
- Was acquired by the Rays for LHP Kyle Lobstein, March 25, 2013.
- On Rays' disabled list with a strained left hamstring, August 26-remainder of the season, 2015.
- Was signed by the Angels to a minor league contract, December 1, 2017. Was released January 13, 2018.
- Was signed by the Rangers to a minor league contract, January 18, 2018. Was released, March 21.
- Was signed by the Rays to a minor league contract, March 22, 2018.
- Was acquired by the Reds for cash considerations, May 31, 2018.
- On Reds' 10-day injured list with a sprained medial collateral ligament in his right knee, July 18-August 23, 2019; included rehabilitation assignments at Louisville, August 9-10 and August 20-23.
- Was signed by the Giants to a 1-year contract through the 2021 season, January 5, 2021.
- On Giants' 10-day injured list with a left wrist strain, May 31-June 11, 2021.
- On Giants' 7-day concussion list, May 21-27, 2022.
- On Giants' and Mariners' 10-day injured lists with a right oblique strain, July 5-August 11, 2022; included rehabilitation assignments at Sacramento, July 27-August 1 and at Tacoma, August 2-11.
- Was acquired by the Mariners, along with LHP Matt Boyd, for minor leaguers RHP Michael Stryfeler and C Andy Thomas, August 2, 2022.
- Was signed by the Reds to a 1-year contract through the 2023 season, with a mutual option for 2024, December 22, 2022.

CAREER FIELDING								
Pos.	Pct.	G	PO	A	E	TC	DP	PB
C	.994	402	3028	168	20	3216	18	20
1B	1.000	* 16	38	6	0	44	2	-
2B	.000	** 1	0	0	1	1	0	-

* 3 starts (all in 2018), Last apps: 3g in 2022; ** 7/20/18 vs Pit (9th inning)

Career Hitting

Yr	Club	AVG	G	AB	R	H	2B	3B	HR	RBI	SH	SF	HB	BB	SO	SB	CS	OBP	SLG	E
11	Connecticut - A	.278	10	36	7	10	2	0	1	2	0	0	2	6	5	0	0	.409	.417	0
	West Michigan - A	.227	25	75	10	17	7	0	2	14	2	1	1	13	9	0	0	.344	.400	1
12	West Michigan - A	.288	48	170	25	49	12	0	8	25	2	1	6	27	18	2	1	.402	.500	2
	Lakeland - A	.250	46	160	18	40	13	0	1	18	2	0	6	11	28	0	0	.322	.350	6
13	Charlotte - A	.267	46	165	15	44	6	1	5	22	0	0	1	18	31	1	0	.342	.406	4
	Montgomery - AA	.383	35	120	25	46	11	0	5	31	0	1	3	21	18	0	0	.483	.600	1
14	Montgomery - AA	.314	22	70	7	22	5	0	1	13	0	0	3	23	16	0	0	.500	.429	0
	Durham - AAA	.237	46	156	11	37	10	0	3	15	1	2	2	22	50	0	0	.335	.359	2
	Tampa Bay	.167	30	72	10	12	3	0	0	3	2	0	2	8	23	0	0	.268	.208	1
	Charlotte - A	.000	2	7	0	0	0	0	0	0	0	0	0	0	3	0	0	.000	.000	0
15	Durham - AAA	.205	32	112	14	23	4	0	4	13	0	0	3	17	29	1	0	.326	.348	1
	Tampa Bay	.238	38	101	13	24	6	0	10	18	1	1	2	8	34	0	0	.304	.594	1
16	Tampa Bay	.186	84	226	23	42	10	0	8	25	3	0	2	25	82	0	0	.273	.336	4
	Durham - AAA	.254	20	63	5	16	1	0	2	15	0	1	2	15	12	0	0	.407	.365	3
17	Durham - AAA	.263	85	300	36	79	10	0	5	48	1	1	4	37	65	0	0	.351	.347	2
	Tampa Bay	.333	9	9	2	3	0	0	1	3	0	1	0	3	3	0	0	.462	.667	0
18	Durham - AAA	.274	28	95	13	26	5	0	4	20	0	1	1	7	19	0	0	.327	.453	4
	Cincinnati	.293	52	140	15	41	10	0	4	16	1	1	2	12	32	0	2	.355	.450	4
19	Cincinnati	.251	84	207	24	52	9	0	8	32	0	3	1	25	59	0	0	.331	.411	3
	#Louisville - AAA	.214	5	14	1	3	0	0	1	1	0	0	0	1	3	0	0	.267	.429	0
20	Cincinnati	.224	31	76	10	17	3	0	6	8	0	0	3	14	29	2	0	.366	.500	1
21	San Francisco	.210	77	200	20	42	11	1	5	26	1	0	4	26	66	0	0	.313	.350	4
22	San Francisco	.231	41	108	13	25	3	0	4	14	0	2	1	15	36	0	0	.325	.370	2
	#Sacramento - AAA	.000	3	7	0	0	0	0	0	0	0	0	0	0	7	0	0	.000	.000	0
	#Tacoma - AAA	.308	5	13	3	4	1	0	0	1	0	0	1	3	3	0	0	.471	.385	1
	Seattle	.125	16	40	7	5	1	0	1	3	0	0	1	9	14	0	0	.300	.225	1
	Major Totals	.223	462	1179	137	263	56	1	47	148	8	8	18	145	378	2	2	.316	.392	21
	Reds Totals	.260	167	423	49	110	22	0	18	56	1	4	6	51	120	2	2	.345	.440	8
	Minor Totals	.266	458	1563	190	416	87	1	42	238	8	8	35	221	316	4	1	.368	.404	27

Injury rehab

Wild Card Series Record

Yr	Club, Opponent	AVG	G	AB	R	H	2B	3B	HR	RBI	SH	SF	HB	BB	SO	SB	CS	OBP	SLG	E
20	Cin at Atl	.000	* 2	2	0	0	0	0	0	0	0	0	0	0	1	0	0	.000	.000	0

* Started Game 1 (1-0 loss in 13 innings)

Division Series Record

Yr	Club, Opponent	AVG	G	AB	R	H	2B	3B	HR	RBI	SH	SF	HB	BB	SO	SB	CS	OBP	SLG	E
21	SF vs LAD	.000	1	1	0	0	0	0	0	0	0	0	0	0	1	0	0	.000	.000	0



ALLAN CERDA

@allancerda24

OF
80

Age: 23 Ht.: 6-3 Wt.: 203 Bats: R Throws: R ML Service: 0.000

Born: 11/24/99 Birthplace: New York, NY Resides: Santo Domingo, DR

Acquired: Was signed as a non-drafted free agent, July 3, 2017. Was signed by Felix Romero.

Contract: Signed through the 2023 season and under team control through 2028.

Non-Roster

CAREER HIGHLIGHTS

- Began the 2023 season rated No. 36 on *Baseball America's* Reds Top 40 Prospects list.
- In March 2022, after just 3 professional seasons, participated in his first Major League spring training camp.
- In 2021, was an MiLB.com Organization All-Star and a Low-A Southeast All-Star.
- Was the Low-A Southeast's Offensive Player of the Week for 8/1-8/7, 2021.
- In 2019, while at Class A Greenville was Appalachian League Player of the Week for 6/23-6/29.
- For Greenville, on 8/7/19 was hit in the face by a pitch that required season-ending nasal surgery.

2022 SEASON

- Entered the season was rated by MLB Pipeline the 17th-best player in the organization.
- Was the only healthy player to spend the entire season on the Opening Day 40-man roster without appearing in at least 1 game for the Reds.
- Began the season at Class A Dayton...on 6/28 was promoted to Class AA Chattanooga.
- Ranked among Reds minor league leaders in walks (1st, 84), runs (3rd, 74), HR (3rd, 24), extra-base hits (4th, 47), total bases (6th, 181), RBI (8th, 56), on-base percentage (9th, .360), slugging percentage (9th, .444), OPS (9th, .804) and doubles (T9th, 22).
- Participated in his first Major League spring training camp.
- On 11/18 was not tendered a contract for the 2023 season but 3 days later was re-signed by the Reds to a minor league contract and invited to 2023 Major League spring training camp.

2021 SEASON

- In 87 apps at low Class A Daytona and high Class A Dayton, combined to hit .250 with 22 doubles, 5 triples, 17 HR, 55 RBI, 2 stolen bases and an OPS of .884...was hit by a pitch 14 times.
- Was an MiLB.com Organization All-Star and a Low-A Southeast All-Star.
- While at Daytona, was the Low-A Southeast's Offensive Player of the Week for 8/1-8/7, 2021.
- Began the season at Daytona...on 8/24 was promoted to Dayton.
- In June and July missed time while on the injured list with a left quad strain.
- On 11/19 was added to the Reds' 40-man roster, along with RHP Alexis Díaz, RHP Daniel Duarte, RHP Hunter Greene and RHP James Marinarin.

CERDA'S CAREER TRANSACTIONS

- Was signed as a non-drafted free agent, July 3, 2017. Was signed by Felix Romero.
- On Greenville's 60-day injured list with a nasal fracture, August 15-remainder of the season, 2019.
- On Daytona's 7-day injured list with a left quad strain, June 11-July 7, 2021.

Career Hitting

Yr	Club	AVG	G	AB	R	H	2B	3B	HR	RBI	SH	SF	HB	BB	SO	SB	CS	OBP	SLG	E
18	DSL Reds - R	.272	51	173	35	47	11	0	6	34	0	2	14	25	45	3	2	.402	.439	0
19	Greenville - R	.220	39	132	22	29	6	0	9	27	1	2	10	20	56	2	2	.360	.470	4
21	Daytona - A	.242	66	227	42	55	14	4	14	42	0	4	14	31	85	1	7	.362	.524	4
	Dayton - A	.273	21	77	15	21	8	1	3	13	0	0	0	10	20	1	1	.356	.519	1
22	Dayton - A	.219	62	201	38	44	13	1	13	31	0	0	6	42	91	3	3	.369	.488	4
	Chattanooga - AA	.198	62	207	36	41	9	0	11	25	0	1	7	42	77	4	1	.350	.401	5
Minor Totals		.233	301	1017	188	237	61	6	56	172	1	9	51	170	374	14	16	.367	.470	18



LUIS
CESSA

@LuisCessaMX

RHP

85

Age: 30 Ht.: 6-0 Wt.: 222 Bats: R Throws: R ML Service: 5.131

Born: 4/25/92 Birthplace: Córdoba, MX Resides: Chandler, AZ

Acquired: From the Yankees, along with LHP Justin Wilson, for a player to be named (RHP Jason Parker, 8/30/21), July 27, 2021.

Contract: Signed a 1-year contract through the 2023 season, avoiding arbitration, January 13, 2023. Is under team control through 2023.

CAREER HIGHLIGHTS

- Last name is pronounced SESS-uh.
- Was on the 2023 World Baseball Classic provisional roster for Team Mexico.
- Has made 4 Opening Day rosters (2016, 2019, 2021 for NYY and 2022 for Cin)...began the 2020 season on the COVID-19 injured list after missing the first 2 weeks of summer camp.
- Made his 100th Major League appearance on 9/18/20 for NYY at Bos and his 200th appearance on 9/28/22 for Cin at Pit.
- On 9/25/19 at TB allowed a solo HR to Avisail García in becoming only the fifth Yankees pitcher ever to allow a home run on his only pitch thrown in an appearance (Chasen Shreve in 2018, Boone Logan in 2012, Mike Stanton in 2005, Graeme Lloyd in 1998).
- In the 10-3 Yankees win on 8/25/18/g1 at Bal threw the final 3.0 innings to earn his first Major League save...was NYY's 26th player for the doubleheader.
- Made his Major League debut in a 4-0 Yankees loss on 4/8/16 at Det (2ip, 2h, 1er, 0bb, 2k, 1hr)...recorded his first career strikeout (Justin Upton).
- In 2016 produced a 1.06 WHIP as a starting pitcher, fifth-lowest in the American League (50ip minimum)...since 1913, only 4 Yankees rookie starters threw at least 50.0 innings and produced a lower WHIP, including Tiny Bonham (0.97 in 1940), José Contreras (0.99 in 2003), Masahiro Tanaka (1.06 in 2014) and Stan Bahnsen (1.06 in 1968).
- In 2016 became only the second Yankees pitcher ever to throw at least 5.0 innings and allow 6 hits or fewer in each of his first 9 career starts...Rollie Sheldon did it over his first 9 starts in 1961.
- Earned his first Major League victory in his fifth career appearance, a 9-7 Yankees win on 6/29/16 vs Tex.
- Played infield during his first 2 professional seasons, in 2009 and 2010...began pitching in 2011.
- Beginning in 2019 has made 38 relief apps of at least 2.0 innings and 24 scoreless relief apps of at least 2.0 innings.
- Was a color analyst for FOX Latin America's broadcast of the 2016 World Series.
- Is the only player, manager or coach in Reds history to wear uniform #85.

2022 SEASON

- Made his fourth career Opening Day roster (2016, 2019, 2021 for NYY).
- In his second season with the Reds went 1-3, 4.30 in a career-high 10 starts and 3-1, 4.91 in 36 relief apps.
- Joined and remained in the rotation in August after the Reds lost to trade or injury starting pitchers RHP Luis Castillo (to the Mariners), RHP Tyler Mahle (to the Twins), RHP Robert Dugger (right shoulder pain), RHP Hunter Greene (right shoulder strain), RHP Graham Ashcraft (right biceps soreness), RHP T.J. Zeuch (back soreness), RHP Justin Dunn (right shoulder tightness) and LHP Mike Minor (left shoulder soreness).
- Beginning 8/22 at Phi made his last 9 apps of the season as a starter (1-3, 3.77, .226baa)...were his first starts since 2018, when he made 5 starts and 11 relief apps for the Yankees.
- After starting a 10-2 Yankees loss at Fenway Park on 9/30/18, in his final appearance of that season, he posted a 3.34 ERA in 114 consecutive relief apps until he made a spot start for the Reds on 4/14 at LAD.
- Between games of the day/night doubleheader vs Pit on 7/7 went on the 15-day injured list with a left intercostalis muscle strain...missed 20 games (13-7) until he was reinstated on 8/2, after RHP Tyler Mahle was traded to the Twins.
- Suffered the injury in the middle of his appearance on 7/7/g1 vs Pit...left with a 3-2 count on Bryan Reynolds and was charged with the walk issued by Ian Gibaut.
- After he came off the 15-day IL on 8/2, posted a 3.26 ERA (.211baa) in his last 15 apps and 9 starts of the season.

- In the 4-3 win on 9/18 at Cubs, didn't allow a hit until Nico Hoerner led off the fifth inning with a triple...recorded the 300th strikeout of his career (Alfonso Rivas).
- Retired the first batter in 19 of his 36 relief apps...stranded 11 of 19 inherited runners.
- 3 times pitched on consecutive days.

SINGLE-GAME HIGH, STRIKEOUTS

Date (Innings)	Strikeouts
9/8/22 for Cin at Chc (5.2)	8
6/24/17 for NYY vs Tex (5.0)	8

2021 SEASON

- His 2.51 ERA was the lowest of his career...established career highs in wins and apps.
- For the Reds posted a 2.05 ERA (.245baa) in 24 apps after he was acquired from the Yankees, along with LHP Justin Wilson, on 7/27 for a player to be named (RHP Jason Parker, 8/30).
- In his last 32 apps of the season beginning 6/15 posted a 1.88 ERA (.232baa).
- Over 8 apps beginning 9/1 retired 27 consecutive batters (10k), including 24 straight batters over 6 apps from 9/5-9/20 (9k)...was the longest perfect streak by a Reds relief pitcher since at least 1957...those streaks were snapped in the seventh inning of the 3-2 loss on 9/23 vs Wsh, when after retiring his first 2 batters he allowed Juan Soto's second homer of the game.
- Soto's homer also snapped his season-high 9-game scoreless streak (11.1ip, 3h, 0bb, 11k, .083baa).
- Arrived in Chicago the afternoon of 7/28 and in that night's 8-2 win over the Cubs made his Reds debut by throwing a perfect seventh inning.
- 17 times threw more than 1.0 inning, including 6 times for the Reds...10 times threw at least 2.0 innings, twice for the Reds (9/14 at Pit, 9/28 at WSox).
- On 7/7 at Sea threw a season-high 3.1 innings, his longest appearance since 8/18/19 vs Cle (3.2ip) and his longest scoreless appearance since 7/18/19 at TB (also 3.1ip).
- 4 times for the Reds pitched on 2 consecutive days (last, 9/23 & 9/24 vs Wsh).
- For the Yankees, retired the first batter in 17 of his 29 apps...stranded 6 of 8 inherited runners...for the Reds, retired the first batter in 19 of his 24 apps...stranded 10 of 13 inherited runners, including the bases loaded twice (8/10 at Atl, 8/21 vs Mia).

CESSA'S CAREER TRANSACTIONS

- Was signed by the Mets as a non-drafted free agent, July 9, 2008.
- Was acquired by the Tigers, along with RHP Michael Fulmer, for OF Yoenis Céspedes, July 31, 2015.
- Was acquired by the Yankees, along with RHP Chad Green, for LHP Justin Wilson, December 9, 2015.
- On 10-day disabled list with a ribcage injury, August 15-remainder of the season, 2017; was transferred to the 60-day disabled list, September 1.
- On 10-day disabled list with a left oblique strain, April 19-June 20, 2018; included rehabilitation assignments at Tampa, June 11 and at Trenton, June 16.
- On injured list, July 7-August 5, 2020.
- Was acquired by the Reds, along with LHP Justin Wilson, for a player to be named (RHP Jason Parker, 8/30/21), July 27, 2021.
- On 15-day injured list with a left intercostalis muscle strain, July 7-August 1, 2022.

Career Pitching

Yr	Club	W-L	ERA	G	GS	CG	SHO	SV	IP	H	R	ER	HR	BB	SO	WP	BK
11	GCL Mets - R	4-2	3.66	10	1	0	0	1	32.0	29	15	13	1	10	23	2	0
	DSL Mets - R	0-1	2.49	5	5	0	0	0	21.2	19	8	6	0	3	23	1	0
12	Brooklyn - A	5-4	2.49	13	13	0	0	0	72.1	64	21	20	4	13	44	0	0
13	Savannah - A	8-4	3.12	21	21	1	0	0	130.0	136	53	45	11	19	124	4	1
14	St. Lucie - A	7-8	4.00	20	20	1	0	0	114.2	110	54	51	7	27	83	6	0
	Binghamton - A	0-1	12.27	1	1	0	0	0	3.2	7	5	5	2	2	3	1	0
15	Binghamton - A	7-4	2.56	13	13	0	0	0	77.1	77	25	22	2	17	61	4	0
	Las Vegas - AAA	0-3	8.51	5	5	0	0	0	24.1	40	25	23	3	4	24	0	0
	Toledo - AAA	1-3	5.97	7	7	0	0	0	37.2	46	27	25	2	15	34	1	1
16	Scranton/W-B - AAA	6-3	3.03	15	14	1	1	0	77.1	66	33	26	8	23	69	3	0
	New York (AL)	4-4	4.35	17	9	0	0	0	70.1	64	36	34	16	14	46	2	0
17	Scranton/W-B - AAA	4-6	3.45	14	13	0	0	0	78.1	75	37	30	7	26	67	0	0
	New York (AL)	0-3	4.75	10	5	0	0	0	36.0	36	21	19	7	17	30	2	0
18	#Tampa - A	0-1	10.80	1	1	0	0	0	1.2	3	2	2	0	4	1	0	0
	#Trenton - AA	0-1	2.70	2	2	0	0	0	10.0	6	4	3	0	1	12	0	0
	Scranton/W-B - AAA	3-0	2.73	6	5	0	0	0	26.1	19	9	8	1	4	25	3	0
	New York (AL)	1-4	5.24	16	5	0	0	2	44.2	51	27	26	5	13	39	7	0
19	New York (AL)	2-1	4.11	43	0	0	0	1	81.0	75	42	37	14	31	75	1	0
20	New York (AL)	0-0	3.32	16	0	0	0	1	21.2	20	10	8	2	7	17	1	1
21	New York (AL)	3-1	2.82	29	0	0	0	0	38.1	31	17	12	2	17	31	0	0
	Cincinnati	2-1	2.05	24	0	0	0	0	26.1	24	7	6	3	2	23	1	0
22	Cincinnati	4-4	4.57	46	10	0	0	0	80.2	76	44	41	14	28	59	3	0
	Major Totals	16-18	4.13	201	29	0	4	399.0	377	204	183	63	129	320	17	1	
	Reds Totals	6-5	3.95	70	10	0	0	0	107.0	100	51	47	17	30	82	4	0
	Minor Totals	45-41	3.55	133	121	3	1	1	707.1	697	318	279	48	168	593	25	2
	# Injury rehab																

Career Hitting

Yr	Club	AVG	G	AB	R	H	2B	3B	HR	RBI	SH	SF	HB	BB	SO	SB	CS	OBP	SLG	E
18	New York (AL)	.000	16	1	0	0	0	0	0	0	0	0	0	0	1	0	0	.000	.000	1
19	New York (AL)	.000	43	1	0	0	0	0	0	0	0	0	0	0	1	0	0	.000	.000	0
	Career Totals	.000	201	2	0	0	0	0	0	0	0	0	0	0	2	0	0	.000	.000	2

Wild Card Series Record

Yr	Club, Opponent	W-L	ERA	G	GS	CG	SHO	SV	IP	H	R	ER	HR	BB	SO	WP	BK
20	NY Yankees at Cle	0-0	4.50	1	0	0	0	0	2.0	2	1	1	0	1	1	0	0

Division Series

Yr	Club, Opponent	W-L	ERA	G	GS	CG	SHO	SV	IP	H	R	ER	HR	BB	SO	WP	BK
19	NY Yankees vs Min																
									Did Not Pitch								
20	NY Yankees vs TB	0-0	4.50	2	0	0	0	0	2.0	1	1	1	0	2	2	0	0
	Division Series Totals	0-9	4.50	2	0	0	0	0	2.0	1	1	1	0	2	2	0	0

Championship Series

Yr	Club, Opponent	W-L	ERA	G	GS	CG	SHO	SV	IP	H	R	ER	HR	BB	SO	WP	BK
19	NY Yankees vs Hou	0-0	0.00	2	0	0	0	0	4.0	2	0	0	0	0	4	0	0

SINGLE-SEASON CAREER HIGH STREAKS

Scoreless Streak By Game: 9g (2x), 8/26-9/20, 2020 & 8/28-9/20, 2021; **Scoreless Streak By Inning:** 12.2, 8/26-9/23, 2020; **Winning Streak:** 4g, 6/29-8/26, 2016; **Losing Streak:** 4g, 9/11-10/2, 2016



FERNANDO CRUZ

RHP
63

Age: 33 Ht.: 6-2 Wt.: 237 Bats: S Throws: R ML Service: 0.035

Born: 3/28/90 Birthplace: Bayamon, PR Resides: Dorado, PR

Acquired: Was signed as a minor league free agent, January 27, 2022.

Contract: Signed through the 2023 season and under team control through 2028.

2023 REDS

CAREER HIGHLIGHTS

- Began the 2023 season rated No. 33 on *Baseball America's* Reds Top 40 Prospects list.
- Was on the 2023 World Baseball Classic provisional roster for Team Puerto Rico.
- In 2022 received the Mary E. Barney Award as Class AAA Louisville's Most Valuable Player.
- In 2022 led all Class AAA pitchers in saves.
- Was the Reds' Minor League Pitcher of the Month for August 2022.
- In the 3-2 win on 9/2/22 vs Col, at 32 years, 158 days old was the oldest Reds player to make his Major League debut since LHP/OF Pat Scantlebury pitched vs StL on 4/19/56 at age 38 years, 160 days.
- Was selected by the Royals as a shortstop in the sixth round of the June 2007 draft...was signed by Johnny Ramos.
- On 10/3/12 was released by the Royals.
- On 12/20/14 was signed by the Cubs...was released on 3/29/16 and didn't pitch again for a traditional MLB-affiliated team until 2022, when he signed with the Reds.
- From 2016-2018 played in the independent Canadian-American Association.
- From 2011-2022 played for 8 teams in the Puerto Rican Winter League (196g, 19gs, 24-14, 2.80, 28sv, 318.1ip, 269h, 108bb, 280k), where he was a 2-time All-Star and the 2019 PRWL Pitcher of the Year.
- Also played in the Venezuelan Winter League (2017-2018 for Caribes), Mexican League (2020-2021 for Puebla, Guadalajara & Jalisco) and Dominican Winter League (2020-2021 for Licey).
- During the 2011 season was converted to pitcher by the Royals.
- In 1,061 plate apps as a minor league batter hit .232/.268/.293.

SINGLE-GAME HIGH, STRIKEOUTS

Date (Innings)	Strikeouts
9/16/22 for Cin at StL (1.2)	3
9/28/22 for Cin at Pit (1.0)	3
10/4/22 for Cin vs Chc (1.0)	3

2022 SEASON

- Received the Mary E. Barney Award as Class AAA Louisville's Most Valuable Player.
- Was promoted to the Reds on 9/1, when rosters expanded, and in his Major League debut posted a 1.23 ERA in 2 starts and 12 relief apps.
- Prior to the 2022 season, last pitched for a traditional MLB-affiliated organization in 2015.
- In the 3-2 win on 9/2 vs Col made his Major League debut with a perfect sixth inning (Brendan Rodgers K, Charlie Blackmon F7, C.J. Cron K).
- At 32 years, 158 days old was the oldest Reds player to make his Major League debut since LHP/OF Pat Scantlebury pitched vs StL on 4/19/56 at age 38 years, 160 days.
- Was the 62nd player (extending the 2022 club record), 35th pitcher (tying the 2021 club record) and, in his sixth appearance, the 17th starter (tying the 2003 record) to appear in a game for the Reds in 2022.
- Threw 1.2 hitless innings in each of his 2 starts as an "opener," a 1-0 loss on 9/13/g2 vs Pit and a 6-5 loss 9/16 at StL...in each start was followed by LHP Reiver Sanmartin...entered the 2022 season with 5 professional starts, all in 2015.
- Made his first Major League start in the night game of a doubleheader on 9/13 vs Pit...retired all 5 batters... became the 17th pitcher to start a game for the Reds, tying their 2003 single-season record.
- In his next appearance, started the 6-5 loss on 9/16 at StL...retired his first 5 batters until he hit Albert Pujols with a pitch, snapping at 18 his streak of consecutive batters retired over 5 apps dating back to 9/6.
- On 9/16 and 9/17/g2 at StL became the second Reds pitcher in 2022 to start one day and then pitch in relief the next day (Dauri Moreta, 5/7 & 5/8 vs Pit)...prior to the 2022 season, Tim Birtsas in 1989 was the last Reds pitcher to do so.

- Retired the first batter in 8 of his 12 relief apps...stranded 6 of 11 inherited runners, including the bases loaded on 9/10 at Mil.
- Twice pitched on consecutive days (9/10 & 9/11 at Mil, 9/16 & 9/17/g2 at StL).
- 3 times threw more than 1.0 inning in relief, including a season-high 1.2 innings out of the bullpen on 10/2 at Cubs.
- On 1/27/22 was signed by the Reds to a minor league contract.
- Spent the minor league season at Louisville, where he converted 23 saves in 31 chances (51g, 1.04whip, .198baa).
- Led all Class AAA pitchers with 23 saves...when promoted on 9/1, was tied for the International League lead with 51 apps and ranked second in the IL with 56.0 relief innings pitched.
- In his last 27 apps for the Bats beginning 6/19 posted a 1.13 ERA and 0.84 WHIP (32ip, 9bb, 40k, .161baa) while stranding all 16 inherited runners.
- Was the organization's Minor League Pitcher of the Month for August (13g, 1-0-6, 2.03, 13.1ip, 7h, 4bb, 21k, 0.83whip, .156baa).
- Following the season played for Santurce in the Puerto Rican Winter League (7g, 1-0, 0.00, 2sv, 6.2ip, 1h, 0bb, 9k).

CRUZ' CAREER TRANSACTIONS

- Was selected by the Royals as a shortstop in the sixth round of the June 2007 draft. Was signed by Johnny Ramos.
- Was released by the Royals, October 3, 2012.
- Was signed by the Cubs to a minor league contract, December 20, 2014.
- Was released by the Cubs, March 29, 2016.
- Was signed by the Reds to a minor league contract, January 27, 2022.

Career Pitching

Yr	Club	W-L	ERA	G	GS	CG	SHO	SV	IP	H	R	ER	HR	BB	SO	WP	BK
11	AZL Royals - R	2-3	7.99	17	0	0	0	1	23.2	30	27	21	1	15	17	3	1
12	Idaho Falls - R	4-3	6.88	20	0	0	0	3	35.1	49	30	27	2	17	38	6	1
15	Myrtle Beach - A	1-2	3.78	15	3	0	0	2	33.1	31	15	14	4	12	25	1	0
	Tennessee - AA	2-1	5.46	16	1	0	0	1	31.1	31	25	19	4	20	31	5	0
	Iowa - AAA	0-1	22.50	1	1	0	0	0	4.0	10	10	10	3	2	2	0	0
22	Louisville - AAA	4-4	2.89	51	0	0	0	*23	56.0	39	22	18	4	19	66	2	0
	Cincinnati	0-1	1.23	14	2	0	0	0	14.2	9	3	2	1	9	21	1	0
	Major Totals	0-1	1.23	14	2	0	0	0	14.2	9	3	2	1	9	21	1	0
	Minor Totals	13-14	5.34	120	5	0	0	30	183.2	190	129	109	18	85	179	17	2

* Led Class AAA in saves

SINGLE-SEASON CAREER HIGH STREAKS

Scoreless Streak By Game: 5g (2x), 9/6-9/16 & 9/21-10/2, 2022; **Scoreless Streak By Inning:** 6.0, 9/6-9/16, 2022;
Winning Streak: None; **Losing Streak:** None



ELLY

@ellylacocoa18

INF

DE LA CRUZ 44

Age: 21 Ht.: 6-5 Wt.: 200 Bats: S Throws: R ML Service: 0.000

Born: 1/11/02 Birthplace: Sabana Grande de Boya, DR Resides: Santo Domingo, DR

Acquired: Was signed as a non-drafted free agent, July 2, 2018. Was signed by Richard Jimenez.

Contract: Signed through the 2023 season and under team control through 2028.

CAREER HIGHLIGHTS

- Entered the 2023 season rated by *Baseball America* the best prospect in the organization and No. 8 in its Top 100 Prospects list.
- Is rated by *Baseball America* the organization's best power hitter, fastest baserunner, best athlete and infielder with the best arm.
- When added to the 40-man roster on 11/15/22 was rated by MLB.com the best prospect in the organization and 14th-best prospect in baseball.
- In 2022 received the Sheldon "Chief" Bender Award as the organization's Minor League Player of the Year, was *Baseball America's* Reds Minor League Player of the Year and was Minor League Baseball's Top Prospect in the Midwest League.
- In 2022 was the organization's Player of the Month for June and August and the Southern League's Player of the Month for August.
- In 2022 was a Midwest League All-Star and MWL Batter of the Week for 7/4-7/10, 2022...twice that week, on 7/9 and again on 7/11, both vs West Michigan, homered from each side of the plate in the same game.
- Participated in Major League Baseball's 2022 SiriusXM All-Star Futures Game at Dodger Stadium.
- In *Baseball America's* 2022 season-ending tools issue was rated by field managers the Midwest League's most exciting player, best batting prospect, best power prospect and fastest base runner.
- In 2021 was recognized by *Baseball America* as the best player in the Arizona Complex League, the fourth-best player & sixth-best prospect in the Low-A Southeast League and the best athlete & fastest baserunner in the Reds' organization.
- In 2023 participated in his first Major League spring training camp.

2022 SEASON

- Received the Sheldon "Chief" Bender Award as the organization's Minor League Player of the Year, was *Baseball America's* Reds Minor League Player of the Year and was Minor League Baseball's Top Prospect in the Midwest League.
- Was a Midwest League All-Star and MWL Batter of the Week for 7/4-7/10 (.421, 5hr, 3sb)...twice that week, on 7/9 and again on 7/11, both vs West Michigan, homered from each side of the plate in the same game.
- Was the organization's Player of the Month for June (25g, .313, 3 2b, 3 3b, 7hr, 20rbi, 11sb, .979ops) and August (24g, .355/.425/.688, 13 2b, 6hr, 25rbi, 6sb, 1.113ops).
- Was the Southern League Player of the Month for August after leading the league doubles, RBI and total bases while ranking second in hitting, hits, slugging percentage and OPS...reached base safely in 22 of his 24 apps in August.
- Participated in Major League Baseball's SiriusXM All-Star Futures Game at Dodger Stadium.
- In 120 apps at Class A Dayton and Class AA Chattanooga hit .304 with 28 HR, 47 stolen bases and a .945 OPS...became the first minor league player since George Springer in 2013 to hit .300 with at least 25 HR and 40 stolen bases.
- When promoted on 7/22, was leading the Midwest League in slugging percentage, was tied for the league lead in HR and ranked among the Top 5 in OPS, hitting, hits, runs, extra-base hits, RBI and stolen bases.

BASEBALL AMERICA'S TOP 10 REDS PROSPECTS

- Elly De La Cruz, IF
- Noelvi Marte, IF
- Edwin Arroyo, IF
- Cam Collier, IF
- C. Encarnacion-Strand, IF
- Chase Petty, RHP
- Spencer Steer, IF
- Sal Stewart, IF
- Connor Phillips, RHP
- Brandon Williamson, LHP

BASEBALL AMERICA'S TOP 100 PROSPECTS

- Elly De La Cruz, IF
- Noelvi Marte, IF
- Edwin Arroyo, IF
- Cam Collier, IF

MLB PIPELINE'S TOP 100 PROSPECTS

- Elly De La Cruz, IF
- Noelvi Marte, IF
- Edwin Arroyo, IF
- Cam Collier, IF

- As one of the Midwest League's youngest players and in only 73 apps at Dayton, became the first Dragons player ever to hit at least .300 (.302) with 20 HR (20) & 20 stolen bases (28), became the third Dragons player to produce 20 HR & 20 SB in a season (Wily Mo Pena in 2001, Jose Siri in 2017) and is the third Dragons player with at least 20 HR while hitting .300 (Austin Kearns in 2000, Donald Lutz in 2011).
- Led all Reds minor leaguers in hitting, hits, doubles, triples, HR, extra-base hits, total bases, RBI, runs, slugging percentage and OPS.
- In *Baseball America's* season-ending tools issue was rated by field managers the Midwest League's most exciting player, best batting prospect, best power prospect and fastest base runner.
- Entered the season rated by *Baseball America* the fourth-best prospect in the organization.
- Following the season played for Lacey in the Dominican Winter League (24g, .286, 4 2b, 2 3b, 1hr, 14rbi, 9sb, .813ops), where on 10/20 he was named Position Player of the Week.
- Was added to the 40-man roster at the 11/15 restricted list deadline, along with RHP Ricky Karcher, IF Noelvi Marte, RHP Lyon Richardson, RHP Levi Stoudt and RHP Brandon Williamson.

2021 SEASON

- Played 3B (35g) and SS (23g) for Rookie ACL Reds and Class A Daytona.
- Was recognized by *Baseball America* as the best player in the Arizona Complex League, the fourth-best player & sixth-best prospect in the Low-A Southeast League and the best athlete & fastest baserunner in the Reds' organization.
- Among all Reds farmhands ranked second with 9 triples and T4th with 35 extra-base hits...led the Arizona Complex League with a 1.235 OPS.
- During the season was rated by MLB.com (8th) and *Baseball America* (10th) among the Reds' top prospects.

DE LA CRUZ' CAREER TRANSACTIONS

-- Was signed by the Reds as a non-drafted free agent, July 2, 2018. Was signed by Richard Jimenez.

Career Hitting

Yr	Club	AVG	G	AB	R	H	2B	3B	HR	RBI	SH	SF	HB	BB	SO	SB	CS	OBP	SLG	E
19	DSL Reds - R	.285	43	165	24	47	11	1	1	26	1	2	4	14	45	3	6	.351	.382	15
21	ACL Reds - R	.400	11	50	13	20	6	2	3	13	0	0	1	4	15	2	0	.455	.780	2
	Daytona - A	.269	50	197	22	53	12	7	5	29	0	2	1	10	65	8	5	.305	.477	8
22	Dayton - A	.302	73	281	53	85	14	6	20	52	0	0	1	24	94	28	4	.359	.609	15
	Chattanooga - AA	.305	47	190	34	58	17	3	8	34	0	1	0	16	64	19	2	.357	.553	10
Minor Totals		.298	224	883	146	263	60	19	37	154	1	5	7	68	283	60	17	.351	.535	50

SHELDON "CHIEF" BENDER AWARD - REDS MINOR LEAGUE PLAYER OF THE YEAR

2022 Ely De La Cruz, SS	2014 Ben Lively, RHP	2007 Jay Bruce, OF
2021 Jose Barrero, SS	2013 Seth Mejias-Brean, 3B	2006 Homer Bailey, RHP
2020 No minor league season	2012 Billy Hamilton, SS	2005 Chris Denorfia, OF
2019 Aristides Aquino, OF	2011 Billy Hamilton, SS	2004 Richie Gardner, RHP
2018 Ibandel Isabel, IF/OF	2010 Devin Mesoraco, C	2003 Stephen Smitherman, OF
2017 Nick Senzel, 3B	2009 Chris Heisey, OF	2002 Brandon Larson, 3B
2016 Aristides Aquino, OF	2008 Chris Valaika, SS	2001 Adam Dunn, OF
2015 Tyler Mahle, RHP		2000 Austin Kearns, OF



ALEXIS DÍAZ

RHP

43

Age: 26 Ht.: 6-2 Wt.: 231 Bats: R Throws: R ML Service: 1.000

Born: 9/28/96 Birthplace: Humacao, PR Resides: Naguabo, PR

Acquired: Was selected by the Reds in the 12th round of the June 2015 first-year player draft. Was signed by Will Harford.

Contract: Signed through the 2023 season and under team control through 2027.

2023 REDS

CAREER HIGHLIGHTS

- Was on the 2023 World Baseball Classic provisional roster for Team Puerto Rico.
- In his 2022 Major League debut season received from the local chapter of the Baseball Writers' Association of America the Johnny Vander Meer Award as the Reds' Most Outstanding Pitcher.
- In his 2022 debut season received 2 third-place votes in the BBWAA's Jackie Robinson Award voting for National League Rookie of the Year and was a finalist for the All-MLB Team.
- In his 2022 Major League debut season, his 1.84 ERA (63.2ip) was the lowest season ERA by a Reds rookie with at least 60.0 innings pitched since Elmer Riddle's 2.20 ERA in 1941.
- In 2022, led National League rookie pitchers in apps and saves.
- Edwin (205) and Alexis (10) Díaz have combined for 215 Major League saves, the second-highest total by brothers since saves became official in 1969 (Todd & Tim Worrell, 327 saves).
- On 5/17/22, Edwin and Alexis became the third set of brothers to record a save on the same day, joining Todd & Tim Worrell (6/13/1997) and Ravelo & Josias Manzanillo (6/30/1994)...Edwin saved the Mets' 3-1 win vs StL (9th save of season), and Alexis saved the Reds' 10-inning, 5-4 win at Cle (1st career save).
- Following the 2020 season played for Caguas in the Puerto Rican Winter League (6g, 0-0, 14.73, 3.2ip, 4h, 6er, 3bb, 5k, 1.91whip, .286baa).
- Following the 2021 season played for Santurce in the Puerto Rican Winter League (4g, 1-0, 0.00, 3.2ip, 1h, 0r, 4bb, 7k, 1.36whip, .083baa).
- In 2018, while pitching for Greenville ranked second in the Appalachian League with 67 strikeouts (53.2ip).
- Missed the 2016 season recovering from 5/24/16 "Tommy John" surgery to repair the torn ulnar collateral ligament in his right elbow.
- In 2015, was rated by *Baseball America* the No. 1 pre-draft prospect from Puerto Rico.
- Is the younger brother of Mets pitcher Edwin Díaz.

BBWAA'S 2022 JACKIE ROBINSON AWARD VOTING NATIONAL LEAGUE ROOKIE OF THE YEAR

Player	Club	1st	2nd	3rd	Pts
Michael Harris II	Braves	22	8		134
Spencer Strider	Braves	8	21		103
Brendan Donovan	Cardinals			22	22
Jake McCarthy	D-Backs			4	4
Alexis Díaz	Reds		1		3
Nick Lodolo	Reds			2	2
Oneil Cruz	Pirates			2	2

2022 SEASON

- Received from the local chapter of the Baseball Writers' Association of America the Johnny Vander Meer Award as the Reds' Most Outstanding Pitcher.
- Received a second-place vote in the BBWAA's Jackie Robinson Award voting for NL Rookie of the Year.
- Was a finalist for the All-MLB Team.
- In his Major League debut posted a 1.84 ERA in 63.2 innings, the lowest season ERA by a Reds rookie with at least 60.0 innings pitched since Elmer Riddle's 2.20 ERA in 1941.
- Led National League rookie pitchers in apps and saves.
- Led the staff with 7 wins and 10 saves (in 14 chances), the most by a Reds rookie since 1999 Rookie of the Year Scott Williamson had 19 saves...also led the bullpen with 13 holds.
- On 5/17, Edwin and Alexis became the third set of brothers to record a save on the same day, joining Todd & Tim Worrell (6/13/1997) and Ravelo & Josias Manzanillo (6/30/1994)...Edwin saved the Mets' 3-1 win vs StL (9th save of season), and Alexis saved the Reds' 10-inning, 5-4 win at Cle (1st career save).
- Converted each of his last 5 save chances, his longest streak of the season (last blown save, 8/23 at Phi).
- From 6/19-7/7 missed 18 games while on the 15-day injured list with right biceps tendinitis...in 32 apps after he came off the IL on 7/8 posted a 1.34 ERA (33.2ip, 14h, 5er, 17bb, 47k, 2hr, .126baa).

- 16 times threw more than 1.0 inning...4 times threw a season-high 2.0 innings (last, 9/17/g2 at StL)...8 times threw on consecutive days.
- Retired the first batter in 46 of his 59 apps...stranded 23 of 27 inherited runners.
- Began his Major League career by posting a 0.52 ERA in his first 16 apps (17.1ip, 1er), including a 7-game scoreless streak to start the season (7.1ip) and an 8-game scoreless streak (9ip) snapped on 5/19 at Cle.
- Became the first Reds pitcher to begin his ML career with 7 scoreless apps since Don Gullett in 1970 (8g).
- In the 7-6 loss on 4/8 at Atl, in the Reds' second game of the season, made his Major League debut with a perfect seventh inning (Adam Duvall K, Eddie Rosario 4-3, Travis d'Arnaud K).
- From 5/11-5/22, in a span of 5 apps earned his first 2 Major League wins (5/11 vs Mil, 5/22 at Tor) and his first career save (5/17 at Cle, 5-4 win in 10 innings).
- In the 2-1 win on 5/31 at Bos, retired all 4 batters spanning the seventh and eighth innings to preserve the 1-0 lead...was the Reds' first win at Fenway Park since Game 7 of the 1975 World Series.
- Suffered the 10-inning, 7-6 loss on 7/13 at NYY when, with 1 out and Giancarlo Stanton hitting, the designated runner on second base scored after Díaz threw wild pitches on consecutive pitches...became the first Reds pitcher to throw a game-ending wild pitch since August 2017, when Tim Adelman and Blake Wood did it 4 days apart (8/12 at Mil, 8/16 at Cubs).
- Was 1 of 3 pitchers on the Reds' Opening Day roster with 0.000 days of service time (Daniel Duarte, Hunter Greene) and 1 of 9 Reds pitchers with less than 1.000 year of service time.
- Participated in his first Major League spring training camp

BROTHERS, COMBINED SAVES LEADERS

Worrell	Todd (256) & Tim (71)	327
Díaz	Edwin (205) & Alexis (10)	215
Rogers	Taylor (81) & Tyler (16)	97
Romo	Enrique (52) & Vicente (40)	92
Yates	Kirby (57) & Tyler (4)	61
Forsch	Ken (51) & Bob (3)	54

Courtesy @EliasSports

HISTORIC

In the 7-6 loss at Atl in the second game of the 2022 season, **RHP Daniel Duarte** (6th) and **RHP Alexis Díaz** (7th) each made his **Major League debut** with a scoreless inning and 2 strikeouts...for the first time **since 1900**, 2 Reds pitchers made their ML debuts in the same game with scoreless apps...**Duarte** and **Díaz** became the first pair of Reds pitchers to make their first career apps in the same game since starter **Daniel Wright** and reliever **A.J. Morris** participated in an 8-2 Reds loss on **5/24/16 at LAD**...courtesy @EliasSports.

PERSONAL: Attended Juan Jose Maunez School in Naguabo, Puerto Rico.

SINGLE-GAME HIGH, STRIKEOUTS

Date (Innings)	Strikeouts
8/14/22 for Cin vs Chc (1.2)	4

DÍAZ' CAREER TRANSACTIONS

- Was selected by the Reds in the 12th round (355th overall) of the June 2015 first-year player draft. Was signed by Will Harford.
- On AZL Reds' 60-day disabled list following "Tommy John" surgery to repair the torn ulnar collateral ligament in his right elbow, June 20-remainder of the season, 2016.
- On Dayton's 7-day injured list with a right hamstring strain, May 22-27, 2019.
- On Dayton's 7-day injured list with right elbow pain, July 18-remainder of the season, 2019; included a rehabilitation assignment at AZL Reds, August 20-remainder of the season.
- On 15-day injured list with right biceps tendinitis, June 19-July 7, 2022.

Career Pitching

Yr	Club	W-L	ERA	G	GS	CG	SHO	SV	IP	H	R	ER	HR	BB	SO	WP	BK
15	AZL Reds - R	0-1	1.38	9	0	0	0	0	13.0	8	6	2	1	5	11	5	1
16	AZL Reds - R	Injured, Did Not Play															
17	AZL Reds - R	2-3	4.94	13	4	0	0	0	31.0	31	21	17	2	13	40	4	3
18	Greenville - R	3-3	3.02	11	9	0	0	0	53.2	51	22	18	6	18	67	6	1
19	#AZL Reds - R	0-0	5.40	2	1	0	0	0	1.2	5	4	1	0	1	3	1	0
	Dayton - A	7-4	5.18	25	4	0	0	0	57.1	52	34	33	4	28	74	6	0
21	Chattanooga - AA	3-1	3.83	35	0	0	0	2	42.1	30	20	18	2	20	70	5	0
22	Cincinnati	7-3	1.84	* 59	0	0	0	* 10	63.2	28	18	13	5	33	83	7	0
Major Totals		7-3	1.84	59	0	0	0	10	63.2	28	18	13	5	33	83	7	0
Minor Totals		15-12	4.03	95	18	0	0	2	199.0	177	107	89	15	85	265	27	5

Injury rehab, * Led National League rookie pitchers in apps and saves

SINGLE-SEASON CAREER HIGH STREAKS

Scoreless Streak By Game: 8g (2x), 4/29-5/17 & 8/2-8/21, 2022; **Scoreless Streak By Inning:** 9.0, 4/29-5/17, 2022; **Winning Streak:** 2g (3x), Last: 9/2-9/8, 2022; **Losing Streak:** None



DANIEL DUARTE

@duartedaniel53

RHP

77

Age: 26 **Ht.:** 6-0 **Wt.:** 235 **Bats:** R **Throws:** R **ML Service:** 1.000

Born: 12/4/96 **Birthplace:** Huatabampo, Sonora, MX **Resides:** Gilbert, AZ

Acquired: Was signed to minor league contracts, February 8, 2020; June 24, 2021; and November 21, 2022.

Contract: Signed through the 2023 season and under team control through 2027.

Non-Roster

CAREER HIGHLIGHTS

- In each of the last 7 off-seasons played in the Mexican Pacific Winter League...in 3 career starts and 114 relief apps for Yaquis de Obregon, Caneros de los Mochis and Team Mexico went 10-5, 3.06 with 1 save (138.1ip, 125h, 69bb, 112k, 7hr, 1.40whip, .250baa).
- During the 2017 and 2018 regular seasons was loaned by the Rangers and Royals, respectively, to Tigres de Quintana Roo in the Mexican Southern League.

2022 SEASON

- Missed most of the season with a right elbow injury.
- Made the Reds' Opening Day roster...was 1 of 3 pitchers with 0.000 days of service time (Alexis Díaz, Hunter Greene) and 1 of 9 Reds pitchers with less than 1.000 year of service time.
- Made 2 apps before he was optioned to Louisville on 4/13, when the Reds promoted LHP Nick Lodolo to make his Major League debut in a start that afternoon vs Cle.
- Made 1 appearance for the Bats, on 4/15, before rejoining the Reds in Los Angeles the next night, after CF Nick Senzel went on the injured list.
- Threw 1.0 inning in that night's game, on 4/16 at LAD, and the next day went on the injured list with right elbow inflammation...missed 143 games (4/17-9/24).
- Was transferred from the 15-day to the 60-day injured list on 4/23, when OF Tyler Naquin was reinstated from the injured list.
- On 9/25, following 8 rehab apps for Louisville (0-1, 10.80, 6.2ip, 8h, 8r, 8er, 6bb, 6k, 1hr, 2.10whip, .296baa), was reinstated from the 60-day IL and optioned to Louisville...made 1 more appearance for the Bats before the minor league season ended.
- In the 7-6 Reds loss on 4/8 at Atl threw a scoreless sixth inning in his Major League debut...struck out his first and fourth batters (Ozzie Albies, Marcell Ozuna).
- In spring training posted a 6.75 ERA in 4 relief apps (4ip, 7h, 3er, 2bb, 5k, .412baa).
- Following the season pitched for Caneros de los Mochis in the Mexican Winter League (5g, 0-0, 3.86, 4.2ip, 7h, 2er, 1bb, 0k, 1hr).
- Wore #82 during spring training camp and #41 during the regular season.
- On 11/18 was not tendered a contract for the 2023 season but 3 days later was re-signed by the Reds to a minor league contract and invited to 2023 Major League spring training camp.

HISTORIC

In the 7-6 loss at Atl in the second game of the 2022 season, **RHP Daniel Duarte** (6th) and **RHP Alexis Díaz** (7th) each made his **Major League debut** with a scoreless inning and 2 strikeouts...for the first time **since 1900**, 2 Reds pitchers made their ML debuts in the same game with scoreless apps...**Duarte** and **Díaz** became the first pair of Reds pitchers to make first career apps in the same game since starter **Daniel Wright** and reliever **A.J. Morris** participated in an 8-2 Reds loss on **5/24/16 at LAD**...courtesy @EliasSports.

2021 SEASON

- On 6/24 was signed by the Reds to a minor league contract and assigned to rookie ACL Reds...was promoted to Class A Dayton on 7/1, to Class AA Chattanooga on 8/9 and to Class AAA Louisville on 9/20.
- In 19 relief apps at the 4 affiliates combined to finish 2-2, 4.56 with 8 saves in 11 chances (1.39whip, .236baa).
- Following the season played for Caneros de los Mochis in the Mexican Pacific Winter League (17g, 1-0, 1.04, 1sv, 17.1ip, 9h, 2er, 4bb, 22k, 1hr, .150baa).
- On 11/19 was added to the 40-man roster, along with OF Allan Cerda, RHP Alexis Díaz, RHP Hunter Greene and RHP James Marinar.

DUARTE'S CAREER TRANSACTIONS

- Was signed by the Rangers as a non-drafted free agent, July 2, 2013.
- On AZL Rangers' 60-day disabled list, July 4-remainder of the season, 2014.
- On AZL Rangers' 60-day disabled list, July 7-remainder of the season, 2015.
- Was selected by the Royals in the minor league phase of the Rule 5 Draft, December 14, 2017.
- On Wilmington's 7-day injured list, May 21-August 13, 2019; included a rehabilitation assignment at AZL Royals, July 29-August 13.
- On Lexington's 7-day injured list, August 28-remainder of the season, 2019.
- Was signed by the Reds to a minor league contract, February 8, 2020; was released June 1, 2020.
- Was re-signed by the Reds to a minor league contract, June 24, 2021.
- On 15-day injured list with right elbow inflammation, April 17-September 24, 2022; was transferred to the 60-day injured list, April 23; included a rehabilitation assignment at Louisville, September 8-24.
- Was re-signed by the Reds to a minor league contract, November 21, 2022.

Career Pitching

Yr	Club	W-L	ERA	G	GS	CG	SHO	SV	IP	H	R	ER	HR	BB	SO	WP	BK
15	AZL Rangers - R	0-1	5.68	4	2	0	0	0	6.1	6	4	4	0	2	3	2	1
16	DSL Rangers - R	6-3	3.05	12	11	1	1	0	59.0	66	24	20	2	13	44	9	0
17	Tigres de Quintana Roo - Mex	6-1	1.96	37	0	0	0	0	36.2	31	11	8	2	10	32	1	0
18	Tigres de Quintana Roo - Mex	2-1	4.26	21	0	0	0	0	19.0	20	9	9	1	8	19	3	0
	Idaho Falls - R	0-1	0.00	7	0	0	0	1	14.0	12	1	0	0	3	14	1	0
	Lexington - A	1-0	2.31	6	0	0	0	0	11.2	8	3	3	1	5	11	0	0
19	#AZL Royals - R	0-0	1.69	4	0	0	0	0	5.1	6	3	1	0	1	6	1	0
	Lexington - A	1-0	15.75	3	0	0	0	0	4.0	9	7	7	2	4	4	2	0
	Wilmington - A	1-0	4.50	10	0	0	0	0	18.0	21	9	9	0	5	16	6	0
21	ACL Reds - R	0-0	9.00	1	0	0	0	0	2.0	2	2	2	1	1	3	0	0
	Dayton - A	0-1	3.38	4	0	0	0	1	5.1	5	2	2	0	6	4	0	0
	Chattanooga - AA	0-1	5.84	11	0	0	0	6	12.1	14	8	8	2	5	18	3	0
	Louisville - AAA	2-0	0.00	3	0	0	0	1	4.0	0	0	0	0	0	7	0	0
22	Cincinnati	0-0	10.13	3	0	0	0	0	2.2	3	3	3	1	3	2	0	0
	Louisville - AAA	0-1	9.39	10	0	0	0	0	7.2	8	8	8	1	6	7	1	1
Major Totals		0-0	10.13	3	0	0	0	0	2.2	3	3	3	1	3	2	0	0
Minor Totals		19-10	3.55	133	13	1	1	9	205.1	208	91	81	12	69	188	29	2
# Injury rehab																	



JUSTIN DUNN

 @Dunn_Deal19

RHP

49

Age: 27 Ht.: 6-2 Wt.: 209 Bats: R Throws: R ML Service: 3.020

Born: 9/22/95 Birthplace: Freeport, NY Resides: Lauderhill, FL

Acquired: From the Mariners, along with OF Jake Fraley, minor league LHP Brandon Williamson and a player to be named (RHP Connor Phillips, 3/29), for 3B Eugenio Suárez and OF Jesse Winker, March 14, 2022.

Contract: Signed a 1-year contract through the 2023 season, avoiding arbitration, January 13, 2023. Is under team control through 2025.

CAREER HIGHLIGHTS

- Was selected by the Mets in the first round (19th overall) of the 2016 first-year player draft.
- In 2018 was the Mets' Organization Pitcher of the Year.
- In 2019 was a mid- and post-season Texas League All-Star and was selected to participate in Major League Baseball's SiriusXM All-Star Futures Game (1ip, 1k).
- Made his Major League debut on 9/12/19 vs the Reds.
- Through his first career 20 starts opponents hit just .181, seventh-lowest in Major League history.
- Earned his first career win on 8/10/20 at Tex.
- In 2020, on 8/30 at LAA and 9/6 vs Tex became the first Mariners pitcher in club history to record back-to-back outings of at least 6.0 innings pitched and 1 hit or fewer allowed.

2022 SEASON

- On 3/14 was acquired from the Mariners, along with OF Jake Fraley, minor league LHP Brandon Williamson and a player to be named (RHP Connor Phillips, 3/29), for 3B Eugenio Suárez and OF Jesse Winker.
- Did not make an appearance in spring training for the Reds or Mariners because of a right shoulder injury that bothered him the previous season.
- From Opening Day-7/23 missed 93 games while on the 60-day injured list with right shoulder inflammation...beginning 9/15 missed the last 20 games of the season while on the 15-day IL with right shoulder tightness.
- Between stints on the 60-day and 15-day injured lists, from 8/8-9/11 made all 7 of his starts for the Reds.
- From 6/26-7/23 made 6 rehabilitation apps for Dayton (1gs) and Louisville (5gs) before he was reinstated from the 60-day IL and optioned to Louisville on 7/24...made 2 more starts for the Bats before he was promoted on 8/8.
- Made his Reds and season debut in the 5-1 loss on 8/8 at Mets, his first Major League appearance since 6/17/21 for Sea vs TB.
- Took the spot in the rotation vacated by RHP Hunter Greene, who went on the 15-day injured list with a right shoulder strain...from 7/29 until Dunn's season debut, the Reds lost starting pitchers to trade or injury RHP Luis Castillo (to the Mariners), RHP Tyler Mahle (to the Twins), Robert Dugger (right shoulder pain), Greene (right shoulder strain) and RHP Graham Ashcraft (right biceps soreness).
- His last start of the season, on 9/11 at Mil, was cut short by illness...the next day went on the injured list...was reinstated on 9/14 after missing 3 games...on 9/15 went on the 15-day injured list with right shoulder tightness.
- Made 1 rehabilitation start with Louisville, on 9/27 vs Gwinnett (3ip, 0h, 0r, 2bb, 4k), but didn't pitch again the rest of the season while remaining on the 15-day injured list.
- Wore uniform #38.

2021 SEASON

- Made a career-high 11 starts for the Mariners surrounding 2 stints on the 10-day injured list for right shoulder inflammation (6/1-6/10, 6/18-remainder of the season)...on 8/19 was transferred to the 60-day DL.
- Made his last appearance of the season on 6/17 vs TB (2ip, 1h, 0r, 0bb, 1k, 30pch).

PERSONAL: Graduated from The Frederick Gunn School, a college preparatory school in Washington, CT...played 3 seasons at Boston College, where he was a *Baseball America* third-team All-America selection in 2016...while at BC, the late Pete Frates was the program's Director of Baseball Operations...Dunn's brother, Ryan, was signed to play basketball at the University of Virginia starting in 2022...has more than 200 pair of Nike Jordan shoes...wears a pair of Kobe Bryant Nike shoes while working out.

DUNN'S CAREER TRANSACTIONS

- Was selected by the Dodgers in the 37th round of the 2013 first-year player draft. Did not sign.
- Was selected by the Mets in the first round (19th overall) of the 2016 first-year player draft. Was signed by Michael Pesce.
- On St. Lucie's 7-day disabled list, August 17-26, 2017.
- On St. Lucie's 7-day disabled list, May 2-13, 2018.
- Was acquired by the Mariners, along with RHP Gerson Bautista, OF Jay Bruce, OF Jarred Kelenic and RHP Anthony Swarzak, from the Mets for IF Robinson Cano, RHP Edwin Díaz and cash, December 3, 2018.
- On 10-day injured list with right shoulder inflammation, June 1-10, 2021.
- On 10-day injured list with right shoulder inflammation, June 18-remainder of the season, 2021; was transferred to the 60-day disabled list, August 19; included a rehabilitation assignment at Tacoma, September 16.
- Was acquired by the Reds, along with OF Jake Fraley, minor league LHP Brandon Williamson and a player to be named (RHP Connor Phillips, 3/29), for 3B Eugenio Suárez and OF Jesse Winker, March 14, 2022.
- On 60-day injured list with right shoulder inflammation, April 7-July 23, 2022; included rehabilitation assignments at Dayton, June 26-30 and at Louisville, July 1-23.
- On injured list, September 12-13, 2022.
- On 15-day injured list with right shoulder tightness, September 15-remainder of the season, 2022; included a rehabilitation assignment at Louisville, June 27.

SINGLE-GAME HIGH, STRIKEOUTS	
Date (Innings)	Strikeouts
5/18/21 for Sea vs Det (5.2)	9

Career Pitching

Yr	Club	W-L	ERA	G	GS	CG	SHO	SV	IP	H	R	ER	HR	BB	SO	WP	BK
16	Brooklyn - A	1-1	1.50	11	8	0	0	0	30.0	25	11	5	1	10	35	2	0
17	St. Lucie - A	5-6	5.00	20	16	0	0	0	95.1	101	66	53	5	48	75	13	0
18	St. Lucie - A	2-3	2.36	9	9	0	0	0	45.2	43	17	12	2	15	51	2	0
	Binghamton - AA	6-5	4.22	15	15	0	0	0	89.2	85	49	42	7	37	105	6	0
19	Arkansas - AA	*9-5	3.55	25	25	0	0	0	131.2	118	62	52	13	39	*158	9	1
	Seattle	0-0	2.70	4	4	0	0	0	6.2	2	2	2	0	9	5	0	0
20	Seattle	4-1	4.34	10	10	0	0	0	45.2	31	23	22	10	31	38	0	0
21	Seattle	1-3	3.75	11	11	0	0	0	50.1	37	21	21	6	29	49	1	0
	#Tacoma - AAA	0-0	-	1	0	0	0	0	0.0	0	0	0	0	1	0	0	0
22	Cincinnati	1-3	6.10	7	7	0	0	0	31.0	32	21	21	11	17	21	0	0
	#Dayton - A	0-0	4.50	1	1	0	0	0	2.0	3	1	1	0	1	1	0	0
	#Louisville - AAA	0-3	6.21	8	8	0	0	0	29.0	31	26	20	4	18	27	0	0
Major Totals		6-7	4.44	32	32	0	0	0	133.2	102	67	66	27	86	113	1	0
Reds Totals		1-3	6.10	7	7	0	0	0	31.0	32	21	21	11	17	21	0	0
Minor Totals		23-23	3.93	90	82	0	0	0	423.1	406	232	185	32	169	452	32	1


Injury rehab, In 2019 led the Texas League in wins (9), strikeouts (158) and WHIP (1.19)

Career Hitting

Yr	Club	AVG	G	AB	R	H	2B	3B	HR	RBI	SH	SF	HB	BB	SO	SB	CS	OBP	SLG	E
19	Seattle	.000	4	1	0	0	0	0	0	0	0	0	0	0	1	0	0	.000	.000	0
20	Seattle	.333	11	3	0	1	1	0	0	1	0	0	0	0	2	0	0	.333	.667	1
Career Totals		.250	32	4	0	1	1	0	0	1	0	0	0	0	3	0	0	.250	.500	1

SINGLE-SEASON CAREER HIGH STREAKS

Scoreless Streak By Game: 3g, 9/18-9/29, 2019; **Scoreless Streak By Inning:** 13.0, 8/23-9/6, 2020;
Winning Streak: 4g, 8/10-9/26, 2020; **Losing Streak:** 3g, 5/12-6/11, 2021



CHRISTIAN ENCARNACION-STRAND 94

INF

Age: 23 Ht.: 6-1 Wt.: 229 Bats: R Throws: R ML Service: 0.000

Born: 12/1/99 Birthplace: Walnut Creek, CA Resides: Boca Raton, FL

Acquired: From the Twins, along with SS Spencer Steer and LHP Steve Hajar, for RHP Tyler Mahle, August 2, 2022.

Contract: Signed through the 2023 season and under team control through 2028.

Non-Roster

CAREER HIGHLIGHTS

- The name on the back of his jersey is shortened to Encarnacion.
- Entered the 2023 season rated by *Baseball America* the fifth-best prospect in the organization.
- In 2022 was the Midwest League's Most Valuable Player, an MWL All-Star and a *Baseball America* High Class A All-Star.
- In 2022 was the Reds' Minor League Player of the Month for September, Midwest League Player of the Month for April and June and the Southern League's Player of the Week for 9/12-9/18.
- In 2021 was rated by *Baseball America* the best power hitter in the Twins' organization and their player with the best professional debut.

2022 SEASON

- Was the Midwest League's Most Valuable Player, a Midwest League All-Star and a *Baseball America* High Class A All-Star.
- Was the Reds' Minor League Player of the Month for September, the Midwest League's Player of the Month for April & June and the Southern League's Player of the Week for 9/12-9/18.
- In 122 apps at Class A Cedar Rapids and Class AA Wichita & Chattanooga produced 32 HR, 114 RBI and a .955 OPS.
- Ranked among all minor league batters in home runs (T6th), RBI (T2nd), total bases (284, 4th) and extra-base hits (68, T8th).
- Hit for the cycle on 7/17 for Wichita vs Arkansas.
- On 8/2 was traded from the Twins to the Reds for RHP Tyler Mahle.

PERSONAL: Graduated from College Park High School (Pleasant Hill, CA)...played at Oklahoma State University, where in 2021 he became the first OSU player since 2017 to be recognized by National Collegiate Baseball Writers' Association as a first team All-American...also played at Yavapai Junior College, where as a freshman in 2019 he was named Arizona Community College Athletic Conference Player of the Year, first team All-American and first team NJCAA All-Region...also in 2019 was a national Gold Glove Award winner.

BASEBALL AMERICA'S TOP 10 REDS PROSPECTS

1. Elly De La Cruz, IF
2. Noelvi Marte, IF
3. Edwin Arroyo, IF
4. Cam Collier, IF
5. .. **C. Encarnacion-Strand, IF**
6. Chase Petty, RHP
7. Spencer Steer, IF
8. Sal Stewart, IF
9. Connor Phillips, RHP
10. .. Brandon Williamson, LHP

ENCARNACION-STRAND'S CAREER TRANSACTIONS

- Was selected by the Twins in the fourth round (128th overall) of the June 2021 first-year player draft. Was signed by JR DiMercurio.
- On Cedar Rapids' 7-day injured list, June 30-July 5, 2022.
- Was acquired by the Reds, along with SS Spencer Steer and LHP Steve Hajar, for RHP Tyler Mahle, August 2, 2022.

Career Hitting

Yr	Club	AVG	G	AB	R	H	2B	3B	HR	RBI	SH	SF	HB	BB	SO	SB	CS	OBP	SLG	E
21	Fort Myers - A	.391	22	87	17	34	2	2	4	18	0	0	0	5	26	2	0	.424	.598	1
22	Cedar Rapids - A	.296	74	294	52	87	23	3	20	68	0	1	5	30	85	7	1	.370	.599	21
	Wichita - AA	.333	13	54	11	18	2	1	5	17	0	0	2	4	14	1	1	.400	.685	2
	Chattanooga - AA	.309	35	136	13	42	6	1	7	29	0	2	4	6	38	0	0	.351	.522	3
Minor Totals		.317	144	571	93	181	33	7	36	132	0	3	11	45	163	10	2	.376	.588	27



STUART
FAIRCHILD

@stustu00

OF
57

Age: 27 Ht.: 6-0 Wt.: 200 Bats: R Throws: R ML Service: 0.136

Born: 3/17/96 Birthplace: Seattle, WA Resides: Seattle, WA

Acquired: Was claimed off waivers from the Giants, June 11, 2022. Original was selected by the Reds in the second round of the June 2017 first-year player draft. Was signed by Perry Smith.

Contract: Signed through 2023 season, under team control through 2028.

CAREER HIGHLIGHTS

- In 2022 returned to the Reds after spending time in the Diamondbacks, Mariners and Giants organizations.
- When traded to the Diamondbacks in August 2020 was rated the Reds' 20th-best prospect.
- Entered the 2020 season rated by *Baseball America* the player in the Reds' minor league system with the best strike zone discipline.
- Following the 2019 season was rated one of the organization's top prospects by *Baseball America* (8th) and MiLB.com (16th).
- While at Dayton in 2018 was a mid-season Midwest League All-Star.
- Following the 2017 season was rated by *Baseball America* the best defensive outfielder in the Reds' minor league system.
- Made his Major League debut as a pinch runner on 7/6/21 vs Col and in the Diamondbacks' 4-3 win scored the game-ending run.
- Collected his first career hit on 7/7/21 vs Col, a single off Lucas Gilbreath.
- In November 2017 attended a leadership training program at West Point.

2022 SEASON

- Went to spring training with the Diamondbacks...on 4/23 was traded to the Mariners for cash...on 5/14 was traded to the Giants for IF Alex Blandino and cash...on 6/11 was claimed off waivers by the Reds.
- For the Reds made 15 starts in LF, 9 starts in CF and 2 starts in RF.
- Hit 3 of his 5 home runs over 4 apps from 8/24-8/29.
- During the first of his 3 stints on the roster, from 7/12-7/28, went 2-for-14 (solo HR) in 8 apps and 5 starts... also was with the team from 8/1-8/3 while on the Taxi Squad (3g at Mia) but did not play.
- On 8/23 was recalled to replace injured IF Matt Reynolds and spent the rest of the season with the Reds... in 30 apps and 21 starts after that promotion hit .306 (4 2b, 1 3b, 4hr, 5rbi, .390obp, .556obp, .946ops).
- In the 10-inning, 7-6 loss on 7/13 at NYY made his first start for the Reds, played CF and batted ninth after Nick Senzel was scratched from the starting lineup...in the second inning hit his first Major League HR (solo off Luis Severino), the third of the Reds' back-to-back-to-back HR (Kyle Farmer, Mike Moustakas), and singled in the sixth for his first career 2-hit game.
- Became the first player to homer in his first plate appearance as a Red since Tyler Stephenson did it in his first Major League plate appearance on 7/27/2020 vs Cubs off Duane Underwood Jr..
- In the third inning of the 1-0 loss on 9/13 vs Pit, doubled off Luis Ortiz for the Reds' only hit.

2020 SEASON

- Was a non-roster invitee to Major League spring training camp in Goodyear.
- Was assigned to the alternate training site as part of the Reds' 60-player pool.
- At the 8/31 trade deadline was traded to the Diamondbacks, along with IF/OF Josh VanMeter, for RHP Archie Bradley and cash.
- Spent the rest of the season at Ari's alternate training site.

2019 SEASON

- Split the season between Class A Daytona and Class AA Chattanooga...was his first action at Class AA.
- Ranked among the organization's minor league leaders in doubles (29, 4th), extra-base hits (44, T4th), total bases (177, 6th), HR (12, T7th), RBI (54, T7th), walks (44, 9th) and runs (57, T10th).
- Following the season played for Glendale in the prestigious Arizona Fall League (9g, .353, 4 2b, 6rbi, 1sb).
- On 1/10/20 was invited to Major League spring training camp, his first.

PERSONAL: In 2014 graduated from Seattle Preparatory School...played at Wake Forest University, where in 2017 he was a consensus first team All-American and a Golden Spikes Award semifinalist...at WFU, did not commit an error during his freshman and junior seasons (288 total chances)...played for Team Northwest in the 2014 Perfect Game 18U MLK Championship at Camelback Ranch in Glendale, AZ...attended the 2019 Reds Caravan...follow on Twitter @stustuuu.

FAIRCHILD'S CAREER TRANSACTIONS

- Was selected by the Nationals in the 38th round of the June 2014 first-year player draft. Did not sign.
- Was selected by the Reds in the second round (38th overall) of the 2017 first-year player draft. Was signed by Perry Smith.
- On Daytona's injured list with a right hamstring strain, April 4-10, 2019.
- Was acquired by the Diamondbacks, along with IF Josh VanMeter, for RHP Archie Bradley and cash, August 31, 2020.
- On Reno's 7-day injured list with a left hamstring strain, May 18-June 25, 2021.
- On injured list, July 30-August 17, 2021; included a rehabilitation assignment at ACL Diamondbacks, August 16-17.
- Was acquired by the Mariners for cash, April 23, 2022.
- Was acquired by the Giants for IF Alex Blandino and cash, May 14, 2022.
- Was claimed off waivers by the Reds, June 11, 2022.

CAREER FIELDING								
Pos.	Pct.	G	PO	A	E	TC	DP	PB
CF	1.000	25	28	0	0	28	0	-
LF	1.000	24	29	0	0	29	0	-
RF	1.000	9	8	0	0	8	0	-

Career Hitting

Yr	Club	AVG	G	AB	R	H	2B	3B	HR	RBI	SH	SF	HB	BB	SO	SB	CS	OBP	SLG	E
17	Billings - R	.304	56	204	36	62	5	4	3	23	0	0	11	19	35	12	4	.393	.412	3
18	Dayton - A	.277	67	235	40	65	12	5	7	37	0	2	8	31	65	17	4	.377	.460	0
	Daytona - A	.250	63	220	25	55	14	1	2	20	0	3	2	17	63	6	2	.306	.350	0
19	Daytona - A	.258	67	248	32	64	17	2	8	37	0	3	5	25	60	3	5	.335	.440	1
	Chattanooga - AA	.275	42	153	25	42	12	1	4	17	0	0	7	19	23	3	2	.380	.444	0
21	#AZL D-Backs - R	.333	2	6	1	2	1	0	0	0	0	0	0	0	2	0	0	.333	.500	0
	Reno - AAA	.295	44	156	27	46	7	4	9	28	0	2	2	22	39	7	1	.385	.564	2
	Arizona	.133	12	15	3	2	1	0	0	2	0	0	1	1	3	0	0	.235	.200	0
22	Reno - AAA	.162	10	37	3	6	2	0	2	3	0	0	2	4	15	0	1	.279	.378	0
	Tacoma - AAA	.438	4	16	4	7	0	0	1	3	0	0	3	2	3	0	0	.571	.625	0
	Sacramento - AAA	.188	5	16	2	3	1	0	1	1	0	0	1	4	8	2	0	.381	.438	0
	Louisville - AAA	.273	34	121	23	33	6	1	7	16	0	2	3	10	34	5	1	.338	.512	1
	Seattle	.000	3	3	0	0	0	0	0	0	0	0	0	0	2	0	0	.000	.000	0
	San Francisco	.000	5	8	1	0	0	0	0	0	0	0	0	0	3	0	0	.000	.000	0
	Cincinnati	.279	38	86	13	24	4	1	5	6	0	0	5	8	29	0	2	.374	.523	0
	Major Totals	.232	58	112	17	26	5	1	5	8	0	0	6	9	37	0	2	.323	.429	0
	Red Totals	.279	38	86	13	24	4	1	5	6	0	0	5	8	29	0	2	.374	.523	0
	Minor Totals	.273	394	1412	218	385	77	18	44	185	0	12	44	153	347	55	20	.359	.446	7
	# Injury rehab																			

SINGLE-SEASON CAREER HIGH STREAKS

Hitting Streak: 5g, 9/13-9/21, 2022; **Hitless Streak:** 16ab, 9/25-10/2, 2022



BUCK
FARMER

@B_Farm09

RHP

46

Age: 32 Ht.: 6-4 Wt.: 243 Bats: L Throws: R ML Service: 5.140

Born: 2/20/91 Birthplace: Conyers, GA Resides: Buford, GA

Acquired: Was signed to a minor league contract and invited to Major League spring training camp, March 16, 2022.

Contract: Agreed to terms on a 1-year contract through the 2023 season, avoiding arbitration, November 18, 2022. Is under team control through 2023.

CAREER HIGHLIGHTS

- Was drafted 3 times, by the Braves in the June draft's 46th round in 2009, by the Brewers in the 15th round in 2012 and by the Tigers in the fifth round (156th overall) in 2013.
- Over an 11-season span from 2010-2020 proved to be one of the Tigers' most durable relievers.
- From 2010-2020 ranked among Tigers leaders, with at least 100 innings pitched, in wins (10, 6th), ERA (4.01, 7th), innings (197.2, 8th), strikeouts (177, 8th) and holds (29, 8th).
- With a career-high 73 apps in 2019 ranked T4th in the American League and T9th in the Major Leagues.
- Was the Tigers' Pitcher of the Month for June 2019 (1.42era).
- In 2015 was a mid-season International League All-Star and the organization's Minor League Pitcher of the Month for April.
- In 2014 was the Midwest League's Pitcher of the Year and the organization's Minor League Pitcher of the Month for July.

10-STRIKEOUT GAMES (1)

Date (Innings)	Strikeouts
5/27/17 for Det at WSox (6.1)	11

2022 SEASON

- On 3/16 was signed to a minor league contract with an invitation to Major League spring training camp.
- Was added to the roster at the Opening Day noon deadline.
- His 2 saves were the first of his Major League career (3-2 win on 7/31 vs Bal, 3-0 win on 9/18 at StL).
- In the 3-2 win on 7/31 vs Bal earned his first Major League save in his 239th career relief appearance.
- Didn't allow a home run after 4/20 at SD (Ha-Seong Kim, solo)...his homerless streak of 41.1 consecutive innings over 39 apps (.190baa) was the 12th-longest in the Major Leagues and fifth-longest active streak in the National League when the season ended.
- Posted a 6.75 ERA in 10 relief apps before he was designated for assignment on 5/6...on 5/9 cleared waivers, refused an outright assignment to Louisville and became a free agent...on 5/10 was re-signed by the Reds to a minor league contract...rejoined the Reds on 7/9 after posting a 3.63 ERA in 20 relief apps for the Bats.
- In 34 apps after he was promoted on 7/9 posted a 2.83 ERA (35ip, 21h, 11er, 18bb, 37k, 0hr, .175baa)...allowed 7 of those 11 earned runs in 1.1 innings over 2 apps, the 6-2 loss on 7/29 vs Bal (4er, 0.1ip) and 4-1 loss on 9/27 at Pit (3er, 1ip).
- In 26 apps after 7/29, when he allowed a season-high 4 runs vs Bal, posted a 2.03 ERA (26.2ip, 13h, 6er, 13bb, 27k, .144baa).
- 10 times threw more than 1.0 inning and 5 times threw a season-high 2.0 innings.
- Retired the first batter in 34 of his 44 apps...stranded 16 of 25 inherited runners...3 times entered games with the bases loaded and twice stranded all 3 inherited runners.
- 8 times threw on consecutive days.
- In 12 apps in August posted a 0.73 ERA (12.1ip, 5h, 1er, 4bb, 11k, .119baa).
- On the 11/18 contract tender date agreed to terms on a 1-year contract through the 2023 season, avoiding arbitration.

2021 SEASON

- For the season made 60 apps, all in relief for the Tigers (36g) and Class AAA Toledo & Round Rock (24g).
- On 5/7 was designated for assignment...on 5/11 was outrighted to Class AAA Toledo.
- On On 8/15 was designated for assignment...on 8/19 was released.
- On 8/22 was signed by the Rangers to a minor league contract.
- Following the season became a minor league free agent and signed with the Reds on 3/16/22.

PERSONAL: George Runie Farmer...graduated from Rockdale County High School in Conyers, GA...as a junior in 2008 established the school single-game record with 22 strikeouts vs Dacula High...played at Georgia Tech from 2010-2013...as a sophomore in 2011 was second-team All-ACC (16gs, 11-3, 2.82)...was an All-ACC first team selection as a junior in 2012 (16gs, 8-4, 3.54) and again as a senior in 2013 (9-5, 2.78, 122 strikeouts).

FARMER'S CAREER TRANSACTIONS

- Was selected by the Braves in the 46th round of the June 2009 first-year player draft. Did not sign.
- Was selected by the Brewers in the 15th round of the June 2012 first-year player draft. Did not sign.
- Was selected by the Tigers in the fifth round (156th overall) of the June 2013 first-year player draft. Was signed by James Rough.
- On 10-day disabled list with a left groin strain, August 10-19, 2020.
- Was signed by the Rangers to a minor league contract, August 22, 2021.
- Was signed by the Reds to a minor league contract and invited to Major League spring training camp, March 16, 2022.

Career Pitching

Yr	Club	W-L	ERA	G	GS	CG	SHO	SV	IP	H	R	ER	HR	BB	SO	WP	BK
13	Connecticut - A	0-3	3.09	12	11	0	0	0	32.0	32	13	11	1	7	33	1	0
14	Erie - AA	1-0	3.00	2	2	0	0	0	12.0	10	4	4	1	4	11	0	0
	Detroit	0-1	11.57	4	2	0	0	0	9.1	12	12	12	2	5	11	0	0
	Toledo - AAA	1-1	9.82	2	2	0	0	0	7.1	11	9	8	1	4	2	1	0
	West Michigan - A	10-5	2.60	18	18	0	0	0	103.2	91	37	30	6	24	116	7	1
15	Detroit	0-4	7.36	14	5	0	0	0	40.1	53	35	33	10	17	24	1	0
	Toledo - AAA	7-3	4.15	16	16	0	0	0	86.2	85	45	40	6	25	76	3	0
16	Detroit	0-1	4.60	14	1	0	0	0	29.1	25	15	15	4	20	27	2	0
	Toledo - AAA	5-6	3.96	20	20	0	0	0	100.0	106	48	44	11	28	93	3	0
17	Detroit	5-5	6.75	11	11	0	0	0	48.0	55	38	36	9	20	49	1	0
	Toledo - AAA	6-4	3.93	21	21	0	0	0	123.2	133	58	54	9	31	114	2	0
18	Detroit	3-4	4.15	66	1	0	0	0	69.1	67	34	32	6	41	57	2	0
19	Detroit	6-6	3.72	73	1	0	0	0	67.2	62	32	28	8	24	73	4	0
20	Detroit	1-0	3.80	23	0	0	0	0	21.1	20	9	9	3	5	14	1	0
21	Round Rock - AAA	2-1	3.60	15	0	0	0	8	15.0	11	8	6	1	6	15	0	1
	Detroit	0-0	6.37	36	0	0	0	0	35.1	40	25	25	9	21	37	2	0
	Toledo - AAA	0-2	3.97	9	0	0	0	0	11.1	11	5	5	0	4	7	1	0
22	Cincinnati	2-2	3.83	44	0	0	0	2	47.0	36	21	20	2	25	54	4	0
	Louisville - AAA	0-3	3.63	20	0	0	0	1	22.1	18	9	9	4	9	34	1	0
	Major Totals	17-23	5.14	285	21	0	0	2	367.2	370	221	210	53	178	346	17	0
	Reds Totals	2-2	3.83	44	0	0	0	2	47.0	36	21	20	2	25	54	4	0
	Minor Totals	32-28	3.69	135	90	0	0	9	514.0	508	236	211	40	142	501	19	2

Career Hitting

Yr	Club	AVG	G	AB	R	H	2B	3B	HR	RBI	SH	SF	HB	BB	SO	SB	CS	OBP	SLG	E
15	Detroit	.250	14	4	0	1	0	0	0	0	0	0	0	0	3	0	0	.250	.250	1

Only career hit was a single off Chc's Travis Wood on 8/18/15 at Wrigley Field

SINGLE-SEASON CAREER HIGH STREAKS

Scoreless Streak By Game: 13g, 6/9-7/9, 2018 ; **Scoreless Streak By Inning:** 13.0, 5/27-6/7, 2017 ;
Winning Streak: 3g, 5/25-6/16, 2018 ; **Losing Streak:** 3g (2x), 9/13-9/24, 2017 & 4/1-5/20, 2018



JAKE
FRALEY

Twitter icon @jfral_23

OF
27

Age: 27 Ht.: 6-0 Wt.: 206 Bats: L Throws: L ML Service: 2.097

Born: 5/25/95 Birthplace: Frederick, MD Resides: Miami, FL

Acquired: From the Mariners, along with RHP Justin Dunn, minor league LHP Brandon Williamson and a player to be named (RHP Connor Phillips, 3/29), for 3B Eugenio Suárez and OF Jesse Winker, March 14, 2022.

Contract: Signed through the 2023 season and under team control through 2026.

CAREER HIGHLIGHTS

- In 2019 was a mid- and post-season Texas League All-Star.
- Also in 2019 was the Texas League's Player of the Month for May and Player of the Week for 5/27-6/2.
- In 2021 was 1 of 14 players from LSU to appear in a Major League game.

2022 SEASON

- On 3/14 was acquired from the Mariners, along with RHP Justin Dunn, minor league LHP Brandon Williamson and a player to be named (RHP Connor Phillips, 3/29), for 3B Eugenio Suárez and OF Jesse Winker.
- In spring training hit safely in 7 of his 11 apps to earn a spot on the Reds' Opening Day roster...in Goodyear led the team with 4 stolen bases, tied for the most in the Major Leagues.
- Made 21 starts in LF, 7 starts in CF, 14 starts in RF and 14 starts at DH.
- From 5/1-7/28 missed 77 games while on the injured list with right knee inflammation and then a left great toe bone bruise...on 6/13, as 1 of 8 roster moves, was transferred to the 60-day injured list.
- Hit .295 in 53 apps after 7/29, when he was reinstated from the 60-day injured list (7 2b, 11hr, 25rbi, 3sb, .377obp, .526slg, .903ops).
- From 5/22-5/27 made 4 rehab apps for Dayton (1gs) and Louisville (3gs)...on 5/29 was returned from that rehab assignment because of a left great toe bone bruise and didn't make another rehab appearance until 7/13.
- In the 8-2 win on 7/30 vs Bal, following 9 rehab apps for Louisville, made his first appearance for the Reds since 4/30 at Col...started in RF and produced his first career 3-hit game, including an RBI-single off Dean Kremer and a 2-run HR off Beau Sulser.
- In the fourth inning of the 10-1 win on 8/20 at Pit became the 44th player to homer into the Allegheny River (off Tyler Beede, 65th time).
- In the 9-5 win on 8/21 at Pit hit the first leadoff HR of his career (off Zach Thompson) and reached base safely in all 5 plate apps (HR, 2-run single, 3rbi, 3bb, 1sb, 4r).
- On 9/2 vs Col hit his first career pinch-hit HR (solo off Dinelson Lamet).
- In the eighth inning of the opener of the doubleheader on 9/13 vs Pit left the game after he was hit in the helmet by a Manny Bañuelos pitch...missed 2 games.
- From 9/24-9/26 missed 3 games with an eye infection.

GRAND SLAMS (1)	
Date	Pitcher
6/5/21 at LAA.....	Alex Cobb
LEADOFF HOME RUNS (1)	
Date	Pitcher
8/21/22 at Pit	Zach Thompson
PINCH-HIT HOME RUNS (1)	
Date	Pitcher
9/2/22 vs Col	Dinelson Lamet

2021 SEASON

- Made a career-high 78 apps for the Mariners surrounding 3 stints on the injured list (4/7-5/30 with a left hamstring strain, 7/18-8/1, 8/28-9/13 with right shoulder inflammation).
- His .352 OBP tied for the fifth-highest ever by a Mariners rookie.
- The Mariners went 33-19 when he reached base safely and 12-14 when he did not reach base safely.
- Averaged a walk every 5.76 plate appearances, fourth-best in the Major Leagues behind Yasmani Grandal (4.31), Juan Soto (4.51) and Joey Gallo (5.55).
- His 22 walks were the most in Mariners history through a player's first 20 games of a season.
- 4 times walked with the bases loaded, most in the Major Leagues and including a walk-off walk on Opening Night in a 10-inning, 8-7 win vs the Giants.
- Earned MLB Network's "Play of the Week" for robbing a potential walkoff HR on 6/9 at Det.
- On 7/2 vs Tex became the first Mariners player with a homer, 2 walks and 2 stolen bases in a game since Hall of Famer Ken Griffey Jr. did it on 7/18/99.

2021 MAJOR LEAGUE LEADERS PLATE APPS / WALKS	
Player	PA / BB
Yasmani Grandal, WSox	4.31
Juan Soto, Wsh	4.51
Joey Gallo, Tex/NYY	5.55
Jake Fraley, Sea	5.76
Bryce Harper, Phi	5.99

PERSONAL: Graduated from Caravel (DE) Academy in 2013...played 3 seasons at Louisiana State University (2014-2016)...is on Twitter @jfral_23.

FRALEY'S CAREER TRANSACTIONS

- Was selected by the Rays in Competitive Balance Round B (77th overall) of the 2016 first-year player draft...was signed by Rickey Drexler.
- Was acquired by the Mariners, along with OF Mallex Smith, for C Mike Zunino, OF Guillermo Heredia and LHP Michael Plassmeyer, November 8, 2018.
- On 10-day injured list with a right quad strain, September 23-remainder of the season, 2020.
- On 10-day injured list with a left hamstring strain, April 7-May 30, 2021; included a rehabilitation assignment at Tacoma, May 20-30.
- On injured list, July 18-August 1, 2021; included a rehabilitation assignment at Tacoma, July 27-August 1.
- On 10-day injured list with right shoulder inflammation, August 28-September 13, 2021; included a rehabilitation assignment at Tacoma, September 11-13.
- Was acquired by the Reds, along with RHP Justin Dunn, minor league LHP Brandon Williamson and a player to be named (RHP Connor Phillips, 3/29), in exchange for 3B Eugenio Suárez and OF Jesse Winker, March 14, 2022.
- On 10-day injured list with with right knee inflammation and a left great toe bone bruise, May 1-July 28, 2022; was transferred to the 60-day injured list, June 13; included rehabilitation assignments at Dayton, May 22-23 and at Louisville, May 24-28 & July 13-28.

CAREER FIELDING									
Pos.	Pct.	G	PO	A	E	TC	DP	PB	
LF	.992	81	117	2	1	120	1	-	
CF	.972	34	69	0	2	71	0	-	
RF	.965	29	54	1	2	57	0	-	

Career Hitting

Yr	Club	AVG	G	AB	R	H	2B	3B	HR	RBI	SH	SF	HB	BB	SO	SB	CS	OBP	SLG	E
16	Hudson Valley - A	.238	55	206	34	49	9	7	1	18	0	1	6	26	34	33	9	.339	.364	3
17	Charlotte - A	.170	26	94	6	16	3	1	1	12	0	2	2	7	24	1	3	.238	.255	3
	GCL Rays - R	.467	4	15	6	7	3	0	1	2	0	0	0	2	3	3	1	.529	.867	0
18	Charlotte - A	.347	66	225	39	78	19	7	4	41	0	5	4	26	44	11	8	.415	.547	3
29	Arkansas - AA	.313	61	230	40	72	15	2	11	47	0	1	5	23	55	16	5	.386	.539	3
	Tacoma - AAA	.276	38	152	28	42	12	3	8	33	0	2	3	11	34	6	2	.333	.553	2
	Seattle	.150	12	40	3	6	2	0	0	1	0	0	1	0	14	0	0	.171	.200	1
20	Seattle	.154	7	26	3	4	1	1	0	0	0	0	1	2	11	2	1	.241	.269	0
21	#Tacoma - AAA	.325	13	40	8	13	1	0	3	7	0	1	1	9	15	3	1	.451	.575	0
	Seattle	.210	78	214	27	45	7	0	9	36	1	2	2	46	71	10	2	.352	.369	2
22	Cincinnati	.259	68	216	33	56	9	0	12	28	0	2	3	26	54	4	1	.344	.468	2
	#Dayton - A	.000	1	1	1	0	0	0	0	0	0	0	1	1	0	1	0	.667	.000	0
	#Louisville - AAA	.268	12	41	8	11	0	0	1	4	0	0	0	7	14	1	0	.375	.341	0
	Major Totals	.224	165	496	66	111	19	1	21	65	1	4	7	74	150	16	4	.330	.393	5
	Reds Totals	.259	68	216	33	56	9	0	12	28	0	2	3	26	54	4	1	.344	.468	2
	Minor Totals	.287	276	1004	170	288	62	20	30	164	0	12	22	112	223	75	29	.367	.478	14
	# Injury rehab																			

SINGLE-SEASON CAREER HIGH STREAKS
Hitting Streak: 5g, 6/5-6/10, 2021; **Hitless Streak:** 18ab, 8/3-8/11, 2021



TJ
FRIEDL

@TJFriedl1

OF
29

Age: 27 **Ht.:** 5-10 **Wt.:** 180 **Bats:** L **Throws:** L **ML Service:** 0.112

Born: 8/14/95 **Birthplace:** Moon Township, PA **Resides:** Las Vegas, NV

Acquired: Was signed as an undrafted free agent, August 4, 2016. Was signed by Rex De La Nuez.

Contract: Signed through the 2023 season and under team control through 2028.

CAREER HIGHLIGHTS

- First name is TJ, without punctuation...last name is pronounced FREE-dul.
- In 2021 received the Mary E. Barney Award as Louisville's Most Valuable Player.
- His strike zone discipline has been rated by *Baseball America* the best among Reds minor leaguers.
- Was rated by *Baseball America* the Reds' 13th-best prospect in 2019, 20th-best prospect in 2020 and 22nd-best prospect in 2021.
- In 2018 was the Reds' Minor League Hitter of the Year, a mid-season Florida State League All-Star and rated by MLB Pipeline the 15th-best prospect in the organization...his strike zone judgment was rated by *Baseball America* the best in the Florida State League.
- In 2017 was a mid-season Midwest League All-Star and rated among the best prospects in the organization by *Baseball America* (17th) and MLB.com (15th).
- In 2016 was a MiLB.com Reds Organization All-Star and rated by *Baseball America* the best defensive outfielder in the organization.
- In his professional debut, on 8/5/16 for Billings vs Ogden, went 3-for-3 with 2 home runs.
- In November 2017 attended the Reds' leadership training program at West Point.
- In the August following his redshirt sophomore season at the University of Nevada, was signed by Reds scout Rex De La Nuez as an undrafted free agent.

MULTI-HOMER GAMES (1)

Date	Pitcher(s)
9/4/22/g1 vs Col	German Márquez

LEADOFF HOME RUNS (1)

Date	Pitcher
9/9/22 at Mil	Jason Alexander

PINCH-HIT HOME RUNS (1)

Date	Pitcher
9/19/21 vs LAD	Tony Gonsolin

2022 SEASON

- Led National League rookies in triples (5) and ranked among rookie qualifiers in sacrifice flies (T1st, 6), hit by pitch (3rd, 7), slugging percentage (4th, .436), OPS (5th, .750), on-base percentage (7th, .314) and stolen bases (T9th, 7).
- Among all National League batters ranked T4th in triples (5).
- In his 5 stints with the Reds made 21 starts in CF, 22 starts in LF, 11 starts in RF and 4 starts at DH.
- In just 17 apps in May, led the team in stolen bases (4).
- In 43 apps after his final promotion on 8/16 hit .267 (36-135, 6 2b, 3 3b, 8hr, 18rbi, 2sb, 20r, .354obp, .533slg, .887slg).
- Beginning 8/16, ranked among all National League batting leaders in slugging percentage (4th), OPS (5th) and on-base percentage (15th).
- Was recalled from Louisville for the final time on 8/16, when IF Donovan Solano went on paternity list... remained on the roster when Solano returned on 8/20 to replace OF Albert Almora Jr., who went on the 10-day injured list.
- Produced a pair of career-high 6-game hitting streaks (5/4-5/9, 8/29-9/7).
- In the 8-4 loss in the opener of the doubleheader on 9/4 vs Col produced his first career 2-homer game, both solo HR off Germán Márquez (fourth, sixth innings).
- In the 8-2 win on 9/9 at Mil hit his first career leadoff HR (off Jason Alexander).
- Missed the last 2 games of the season while on the 10-day injured list with a right hamstring strain suffered on 10/3 vs the Cubs.

2021 SEASON

- Received the Mary E. Barney Award as Louisville's Most Valuable Player...led the Bats in runs, total bases triples, stolen bases and walks while ranking second in games played.
- Was promoted on 9/18 to fill one of the roster spots vacated by injured outfielders Jesse Winker and Shogo Akiyama.
- Was the sixth of 9 Reds players to make Major League debuts in 2021 (2B Jonathan India, RHP Ryan Hendrix, RHP Vladimir Gutierrez, RHP Tony Santillan, IF Alejo Lopez, RHP Dauri Moreta, LHP Reiver Sanmartin, RHP Riley O'Brien).
- Made 8 starts (6gs in CF, 2gs in LF).
- In the eighth inning of the 5-1 loss on 9/18 vs LAD pinch hit vs Joe Kelly (P5)...became the 52nd of 55 players to appear in a game for the Reds, the 14th rookie.
- On 9/19 vs LAD, in his second career appearance, saw 2 pitches from Tony Gonsolin and produced a home run and a single...as a pinch hitter in the sixth inning homered for his first Major League hit in his second career plate appearance...became the first Reds batter with a home run for his first career hit since Tyler Stephenson on 7/27/2020 vs Cubs off Duane Underwood Jr. and the first Reds batter with a pinch-hit homer for his first career hit since Juan Francisco on 9/18/2009 vs Fla off Leo Nunez.
- Prior to his 9/18 promotion spent the season at Louisville, where he played LF (17gs), CF (68gs) and RF (22gs).
- Was 1 of 18 players invited to early minor league spring training camp.
- During spring training made 12 apps and 1 start for the Reds in "A" games.
- Entered the season rated by *Baseball America* the 22nd-best prospect in the organization...his strike zone discipline was rated the best in the organization.

2020 SEASON

- Attended minor league spring training camp in Goodyear.
- On 8/7 was added to the Reds' 60-player pool roster and spent the rest of Summer Camp at the alternate training site.
- Was not on the Reds' 40-player Postseason roster.

2019 SEASON

- Was a non-roster invitee to Major League spring training camp, his first (16g, .278).
- Spent the regular season at Class AA Chattanooga, where he made 65 apps around 3 separate stints on the 7-day injured list with a right rotator cuff strain (4/29-5/6), right ankle sprain (6/24-6/30) and right ankle tendinitis (7/2-remainder of the season).
- Suffered the right shoulder injury in April while sliding.
- The right ankle injury led to surgery on 7/18 to repair the torn peroneal tendon.
- Entered the season rated by *Baseball America* the 13th-best prospect in the organization.

MINOR LEAGUES

2018: Was the Reds' Minor League Hitter of the Year and a mid-season Florida State League All-Star...in 131 apps at Class A Daytona and Class AA Pensacola combined to hit .284 with 32 extra-base hits and 30 stolen bases...among all Reds minor leaguers ranked second in stolen bases and 10th in batting average...his strike zone judgment was rated by *Baseball America* the best in the Florida State League...following the season was rated by MLB Pipeline the 15th-best prospect in the organization...on 1/9/19 was invited to Major League spring training camp.

PERSONAL: Full name is Terry Lee Friedl Jr....graduated from Foothill High School in Pleasonton, California, where he lettered in baseball and basketball...played baseball at the University of Nevada, where as a redshirt sophomore in 2016 he was named to the All-Mountain West first team...his .401 batting average over 58 apps that season was eighth-best in Wolf Pack history and 11th-best in the nation...was a member of the 2016 USA Baseball Collegiate National Team...his uncle, Jim Friedl, played quarterback at the University of Pittsburgh...participated in the 2018 Reds Caravan...follow on Twitter @TJFriedl1.

FRIEDL'S CAREER TRANSACTIONS

- Was signed as a non-drafted free agent, August 2, 2016. Was signed by Rex De La Nuez.
- On Daytona's disabled list, August 13-remainder of the season, 2017.
- On Chattanooga's 7-day injured list with a right rotator cuff strain, April 29-May 6; with a right ankle sprain (June 24-30); and with right ankle tendinitis (July 2-remainder of the season), 2019.
- On Reds' 10-day injured list with a right hamstring strain, October 4-remainder of the season, 2022.

CAREER FIELDING

Pos.	Pct.	G	PO	A	E	TC	DP	PB
CF	.971	30	65	2	2	69	0	-
LF	.977	30	40	3	1	44	1	-
RF	1.000	15	30	0	0	30	0	-

Career Hitting

Yr	Club	AVG	G	AB	R	H	2B	3B	HR	RBI	SH	SF	HB	BB	SO	SB	CS	OBP	SLG	E
16	Billings - R	.347	29	121	24	42	11	2	3	17	0	0	3	13	25	7	2	.423	.545	1
17	Daytona - A	.257	48	179	15	46	6	2	2	13	4	1	5	10	39	2	1	.313	.346	0
	Dayton - A	.284	66	250	47	71	20	6	5	25	1	2	10	29	46	14	8	.378	.472	3
18	Daytona - A	.294	64	228	40	67	10	4	3	35	0	2	6	38	44	11	4	.405	.412	2
	Pensacola - AA	.276	67	261	47	72	10	3	2	16	1	0	6	28	56	19	5	.359	.360	1
19	Chattanooga - AA	.235	65	226	38	53	11	4	5	28	1	2	11	29	50	13	4	.347	.385	5
21	Louisville - AAA	.264	113	386	59	102	15	5	12	36	2	3	13	44	65	13	7	.357	.422	1
	Cincinnati	.290	14	31	9	9	1	0	1	2	0	1	0	4	2	0	0	.361	.419	2
22	Louisville - AAA	.278	64	205	33	57	9	3	8	38	4	1	3	28	48	10	2	.371	.468	0
	Cincinnati	.240	72	225	33	54	10	*5	8	25	0	6	7	20	40	7	2	.314	.436	1
	Major Totals	.246	86	256	42	63	11	5	9	27	0	7	7	24	42	7	2	.320	.434	3
	Minor Totals	.275	516	1856	303	510	92	29	40	208	13	11	57	219	373	89	33	.367	.420	13

* Led National League rookies in triples (5)

SINGLE-SEASON CAREER HIGH STREAKS

Hitting Streak: 6g (2x), 5/4-5/9 & 8/29-9/7, 2022; **Hitless Streak:** 13ab, 5/14-5/20, 2022



IAN GIBAUT

@igibaut33

RHP

79

Age: 29 Ht.: 6-3 Wt.: 250 Bats: R Throws: R ML Service: 1.077

Born: 11/19/93 Birthplace: Houston, TX Resides: Houston, TX

Acquired: Was claimed off waivers from the Dodgers, July 5, 2022.

Contract: Signed through the 2023 season and under team control through 2027.

CAREER HIGHLIGHTS

- Last name is pronounced jih-BO.
- Was on the 2023 World Baseball Classic provisional roster for Team Great Britain.
- Was on the Twins' 2020 Opening Day roster.
- In 2018 was a mid-season International League All-Star and led Rays minor leaguers with 14 saves.
- Following the 2018 season was rated by *Baseball America* the 18th-best prospect in the Rays' system.
- Following the 2017 season was rated by *Baseball America* the 30th-best prospect in the Rays' system.
- Was a non-roster invitee to Major League spring training camps for the Rays in 2018, Rangers in 2020 and Guardians in 2022.

SINGLE-GAME HIGH, STRIKEOUTS

Date (Innings)	Strikeouts
8/5/22 for Cin at Mil (1.2)	4

2022 SEASON

- On 3/17 was signed by the Guardians to a minor league contract and invited to Major League spring training camp.
- Began the season at Cle's Class AAA Columbus affiliate...also made 1 appearance for the Guardians (6/27 vs Min).
- On 6/30 was claimed off waivers by the Dodgers...was on LAD's roster for 3 days, without pitching, before he was designated for assignment on 7/3.
- On 7/5 was claimed off waivers by the Reds...spent the rest of the season with Cin.
- In the 4-3 win on 9/8 at Cubs, recorded his first Major League save...became the 10th of 10 Reds pitchers to record at least 1 save, tying the 2021 single-season franchise record.
- 9 times threw more than 1.0 inning, including season-high 2.0 innings on 8/27 at Wsh.
- 4 times pitched on consecutive days (last, 9/15 & 9/16 at StL).
- Retired first batter in 16 of his 33 relief apps for Cin...stranded 10 of 13 inherited runners, including the bases loaded on 9/4/g2 vs Col.
- Earned the 6-2 win on 8/27 at Wsh after throwing 2.0 hitless innings in relief of starter Luis Cessa, who threw 4.0 innings...was Gibaut's longest appearance of the season...in that outing did not record a strikeout, snapping at 16 games a streak in which he recorded at least 1 strikeout (16.1ip, 8bb, 33k, .288baa).
- In the seventh inning of the day game on 7/7 vs Pit made his Reds debut, inherited a 3-2 count after Luis Cessa left with injury and walked Bryan Reynolds.
- While with the Guardians' affiliate in Columbus, missed most of May with a dislocated finger on his right hand.

PERSONAL: Attended Lamar High School (Houston, TX)...pitched for 3 seasons at Tulane University...in 2014 played for Hyannis in the prestigious Cape Cod League...his father, Russel, is a British ex-pat and first-class cricketer who played for Oxford University in 1983...Ian and Russel traveled to Australia and Paris to watch the British club play in the Rugby World Cup...Russel grew up on the 36-square-mile island of Jersey in the English Channel and moved to the United States as an oil trader...Ian's mother, Pam, is Cajun...the family lived in Bermuda, Boston and New York but have resided in Houston since Ian was 8 years old.

SINGLE-SEASON CAREER HIGH STREAKS

Scoreless Streak By Game: 6g (2x), 8/7-8/18, 2020 & 7/23-8/8, 2022; **Scoreless Streak By Inning:** 7.1, 7/23-8/8, 2022; **Winning Streak:** None; **Losing Streak:** 2g, 9/6-9/16, 2022

GIBAUT'S CAREER TRANSACTIONS

- Was selected by the Rays in the 11th round of the June 2015 first-year player draft.
- On Durham's 15-day injured list with a right lat strain, April 1-June 3, 2019.
- Was acquired by the Rangers for a player to be named or cash, July 28, 2019.
- Was signed by the Rangers to a minor league contract and invited to 2020 Major League spring training camp, December 19, 2019.
- Was claimed off waivers by the Twins, October 30, 2020.
- Was signed by the Guardians to a minor league contract and invited to Major League spring training camp, March 17, 2022.
- On Columbus' 7-day injured list with a dislocated finger on his right hand, May 3-24, 2022.
- Was claimed off waivers by the Dodgers, June 30, 2022.
- Was claimed off waivers by the Reds, July 5, 2022.

Career Pitching

Yr	Club	W-L	ERA	G	GS	CG	SHO	SV	IP	H	R	ER	HR	BB	SO	WP	BK
15	Princeton - R	3-1	2.12	12	0	0	0	1	29.2	23	8	7	2	8	38	3	0
16	Charlotte - A	1-2	2.85	27	0	0	0	3	47.1	45	20	15	2	19	45	3	0
	Bowling Green - A	1-0	0.93	7	0	0	0	1	9.2	6	2	1	0	1	18	2	0
17	Montgomery - AA	6-1	2.22	43	0	0	0	10	52.2	33	21	13	6	26	63	6	1
	Charlotte - A	1-0	2.16	5	0	0	0	2	8.1	5	2	2	0	1	14	0	0
18	Durham - AAA	4-3	2.09	48	0	0	0	14	56	35	18	13	3	21	75	4	0
19	Durham - AAA	1-0	3.48	11	1	0	0	4	10.1	7	4	4	0	10	16	1	0
	Nashville - AAA	0-1	7.94	6	0	0	0	0	5.2	8	5	5	0	4	6	0	1
	Charlotte - A	0-1	0.00	2	0	0	0	0	2.0	5	6	0	1	1	1	0	0
	Tampa Bay	0-0	9.00	1	0	0	0	0	2.0	1	2	2	0	2	2	0	0
	Texas	1-1	5.11	9	0	0	0	0	12.1	11	7	7	1	8	14	1	0
20	Texas	0-1	6.57	14	0	0	0	0	12.1	11	10	9	2	9	14	2	1
21	St. Paul - AAA	1-4	6.80	32	1	0	0	0	45.0	54	34	34	5	21	54	3	0
	Minnesota	0-0	2.70	3	0	0	0	0	6.2	7	2	2	2	2	4	0	0
22	Columbus - AAA	2-0	3.20	17	0	0	0	3	19.2	16	8	7	0	8	19	2	0
	Cleveland	0-0	0.00	1	0	0	0	0	1.1	1	0	0	0	0	0	0	0
	Cincinnati	1-2	4.67	33	0	0	0	1	34.2	38	18	18	3	18	48	0	1
	Majors Totals	2-4	4.93	61	0	0	0	* 1	69.1	69	39	38	8	39	82	3	2
	Reds Totals	1-2	4.67	33	0	0	0	1	34.2	38	18	18	3	18	48	0	1
	Minors Totals	20-13	3.17	210	2	0	0	38	286.1	237	128	101	19	120	349	24	2

* Only Major League save on 9/8/22 for Cin at Chc (4-3 Reds win)



HUNTER GREENE

@HunterGreene17

RHP
21

Age: 22 Ht.: 6-5 Wt.: 230 Bats: R Throws: R ML Service: 1.000

Born: 8/6/99 Birthplace: Los Angeles, CA Resides: Phoenix, AZ

Acquired: Was selected by the Reds in the first round (2nd overall) of the June 2017 first-year player draft. Was signed by Rick Ingalls.

Contract: Signed through the 2023 season and under team control through 2027.

CAREER HIGHLIGHTS

- Was selected by the Reds in the first round (2nd overall pick) of the June 2017 first-year player draft...was rated by MLB.com the best overall prospect and by *Baseball America* the best high school player in that draft...the Twins selected high school SS Royce Lewis with the No. 1 overall pick.
- SS Kurt Stillwell (1983) and INF Nick Senzel (2016), also selected with second overall picks, are the only other players to be drafted that high by the Reds.
- Heading into the 2017 draft, became the 13th high school athlete ever to appear on the cover of *Sports Illustrated*.
- In his first professional season in 2017, made 3 starts at pitcher and started 7 games as the designated hitter (7-30, .233, 2 2b, 1 3b, 3rbi)...was a shortstop in high school.
- In 2018, was the organization's Co-Minor League Pitcher of the Month for June and was selected by *Baseball America* as the best pitching prospect in the Midwest League.
- Pitched in the 2018 SiriusXM All-Star Futures Game at Wsh's Nationals Park...in that appearance threw 19 fastballs, all of which clocked at 100mph or faster and including one pitch that reached 103.1mph.
- Following the 2018 Futures Game, left his second second-half start for Class A Dayton (7/26 vs Ft. Wayne) with an injury to his right elbow that led to the April 2019 "Tommy John" surgery...during that game threw a pitch at 102mph, the fastest pitch ever recorded at Dayton's Fifth Third Field.
- Missed the 2019 season while recovering from 4/9/19 "Tommy John" surgery to repair the torn ulnar collateral ligament in his right elbow.
- Entered 2018 rated by MLB.com and *Baseball America* the second-best prospect in the Reds organization.
- Entered 2019 rated one of the organization's top prospects by *Baseball America* (#2) and MLB.com (#3)...was No. 57 on *Baseball America's* Top 100 list.
- Despite missing the previous season recovering from elbow surgery, entered 2020 rated the Reds' top prospect by both MLB.com and *Baseball America*...was No. 76 on *Baseball America's* Top 100 list.
- Entered 2021 rated by *Baseball America* the fifth-best prospect in the organization...was ranked No. 71 in MLB Pipeline's Top 100.
- Entered 2022 rated #35 on *Baseball America's* Top 100 Prospects List...was rated the best prospect in the organization by MLB Pipeline and No. 2 in the system by *Baseball America*.
- Following his first professional season in 2017, attended a leadership program at West Point.
- Is a regular participant in events at Major League Baseball's Urban Youth Academy in Compton, CA.
- Following his 2022 rookie season was the Reds' nominee for Major League Baseball's prestigious Lou Gehrig Memorial Award for exemplary contributions to his community and philanthropy.

KEEPIN' IT 100

Hunter Greene in 5 starts in 2022 threw at least **34 pitches** at more than **100 miles per hour**, the most in the pitch-tracking era (since 2008).

Player	Pitches at 100	Date, Opponent
Hunter Greene, Cin	47	9/17/22/g2 at StL
Hunter Greene, Cin	39	4/16/22 at LAD
Hunter Greene, Cin	38	7/26/22 vs Mia
Hunter Greene, Cin	38	7/9/22 vs TB
Hunter Greene, Cin	34	10/3/22 vs Chc
Jacob deGrom, NYM	33	6/5/21 at SD
Jordan Hicks, StL	29	5/19/19 at Tex
Hunter Greene, Cin	28	7/15/22 at StL
Nathan Eovaldi, NYY	28	8/19/15 vs Min

COMPLETE GAMES (1)

Date/Opp	IP	H	ER	BB	SO	Result
6/6/22 vs Ari	7.0	1	0	0	8	W, 7-0

10-STRIKEOUT GAMES (2)

Date (Innings)	Strikeouts
9/17/22 at StL (6.0)	11
9/27/22 at Pit (6.0)	10

2022 SEASON

- In his age 22 season, ranked among National League rookie pitching leaders in starts (1st, 24), innings pitched (2nd, 125.2), strikeouts (2nd, 164), opponents' BA (2nd, .222), WHIP (2nd, 1.21) and ERA (6th, 4.44).
- Led the Reds' staff in starts, innings pitched and strikeouts.
- Was 1 of only 7 pitchers in the National League and 16 pitchers in the Major Leagues to throw a shutout.
- Was the National League Player of the Week for 6/6-6/12, the only Reds player so honored in 2022 (2gs, 1-0, 0.75, 12ip, 3h, 1er, 2bb, 15k, .079baa)...was 1 of only 6 Major League rookies to win his league's weekly award (Chc's Seiya Suzuki, LAA's Reid Detmers, Sea's Julio Rodríguez, KC's Vinnie Pasquantino, Cle's Steven Kwan).
- Is the only Major League rookie since 1900 to produce in a season at least 3 apps in which he threw at least 6.0 innings with at least 8 strikeouts and no more than 1 hit (5/15 at Pit, 6/6 vs Ari, 8/1 at Mia)...no pitcher in modern history, regardless of rookie status, has produced more than 3 such games...in his final start of the season, in Game 160 vs Cubs, recorded 6.0 innings and 8 strikeouts but allowed 2 hits.
- Allowed 2 runs or fewer in all 9 of his starts in which he pitched at least 6.0 innings, 8 times allowed no more than 1 run and 4 times in those 9 apps allowed 0 runs.
- In his last 8 starts of the season posted a 1.75 ERA (46.1ip, 30h, 66k).
- In his last 6 starts of the season posted a 1.02 ERA, the third-lowest ERA ever by a Reds rookie over any single-season, 6-start span behind Gary Nolan (0.75, June-July 1967) and Elmer Riddle (0.88, August 1941).
- From 8/5-9/16 missed 43 days and 40 games while on the 15-day injured list with a right shoulder strain...went 4-12, 5.26 in 20 starts prior to the injury and 1-1, 0.78 in 4 starts after he came off the 15-day IL.
- Over the last 19 days of the season, after he came off the IL on 9/17, ranked among the Major League leaders in starts (T2nd, 4), strikeouts (2nd, 37), opponents' batting average (2nd, .150; 1st in NL), ERA (4th, 0.78) and innings pitched (T15th, 23.0).
- 4 times struck out at least 7 batters in his first 3 innings.
- In the 11-inning, 1-0 loss on 9/17/g2 at StL recorded a career-high 11 strikeouts...threw 47 pitches at least 100 miles per hour, the most in a game in the Statcast era (2008)...recorded 9 strikeouts on pitches at least 100 miles per hour, also the most in a game in the Statcast era.
- In the 1-0 loss on 5/15 at Pit threw 7.1 no-hit innings, the furthest a Reds pitcher ever has gone without allowing a hit before he was removed from a game...Art Warren finished the eighth inning without allowing a hit...was the first game in Reds history in which they used multiple pitchers to hold the opponent to 0 hits.
- In 5 other starts took no-hitters into the fourth inning:
 - In his Major League debut on 4/10 at Atl didn't allow a hit until Matt Olson led off the fourth with a single.
 - In the 5-4 loss on 5/10 vs Mil didn't allow a hit until Luis Urias led off the fourth inning with a home run.
 - In the 3-1 loss on 5/21 at Tor didn't allow a hit until Bo Bichette led off the fourth inning with a home run.
 - In the 5-4 loss on 6/17 vs Mil didn't allow a hit until Rowdy Tellez led off the fourth inning with a single.
 - In the 10-inning, 5-4 win on 7/9 vs TB didn't allow a hit until Harold Ramirez doubled with 2 outs in fourth.
- Bridging starts on 5/15 at Pit and 5/21 at Tor, threw 10.1 consecutive hitless innings.
- Over 4 starts from 7/26-9/22, threw 14.1 scoreless innings and didn't issue a walk in 13.1 innings.
- Was 1 of 3 pitchers on the Reds' Opening Day roster with 0.000 days of service time (Alexis Diaz, Daniel Duarte) and 1 of 9 Reds pitchers with less than 1.000 year of service time.
- Made his Major League debut in the 6-3 win on 4/10 at Atl in the Reds' fourth game of the season...first career strikeout was Matt Olson (2nd batter)...recorded 2 strikeouts in each of his first 3 innings...didn't allow a hit until Matt Olson singled to lead off the fourth...RHP Art Warren threw a scoreless ninth inning for his first career save.

BITTERSWEET

In 1-0 loss on 5/15/22 at Pit, rookie starter **Hunter Greene** threw 7.1 of the staff's **8.0 no-hit innings (Art Warren, 0.2ip)**, the furthest a Reds pitcher ever has gone without allowing a hit before he was removed from a game...was the first game in Reds history in which they used multiple pitchers to hold the opponent to **0 hits**...below are the 6 teams in the modern era to lose a game despite not allowing a hit (**losing team is listed first**).

5/15/2022	Reds	at Pirates	L, 1-0
6/28/2008	Angels	at Dodgers	L, 1-0
4/12/1992	Red Sox	at Indians	L, 2-1
7/1/1990	Yankees	at White Sox	L, 4-0
4/30/1967	Orioles	vs Tigers	L, 2-1
4/23/1964	Colt 45s	vs Reds	L, 1-0

Courtesy @EliasSports

REDS' "UNOFFICIAL" NO-HITTERS

In the 1-0 loss on 5/15/22 at Pit, for the third time in their history the Reds did not allow a hit to an opponent in a game in which they pitched fewer than 9 innings.

5/15/2022	Reds at Pirates	9-inning loss
		Hunter Greene (7.1ip), Art Warren (0.2ip)		
8/24/1906	Jake Weimer vs Brklyn	7-inning win
9/23/1893	...	Icebox Chamberlain vs Bos	7-inning win

Courtesy @EliasSports

RARE FEATS IN MAJOR LEAGUE BASEBALL AS OF 5/15/22

Teams Losing While Allowing 0 Hits	6
2 Grand Slams In A Game	13
4 Home Runs In A Game	18
Perfect Games	23
Home Run On 1st Career Pitch Seen	31
Steals of 2nd, 3rd & Home	54
4 Strikeouts In An Inning, Pitcher	99
Immaculate Inning	104
No-Hitters	316
Hit For The Cycle	334
Home Runs, Both Sides Of Plate	351

- At age 22 years, 247 days became the youngest starting pitcher to make his Major League debut for the Reds since Mike Leake received no decision in a 3-1 Reds win on 4/11/10 vs the Cubs at 22 years, 150 days old...became the youngest pitcher to start for the Reds since LHP Brandon Finnegan made his team debut on 9/18/15 at Mil at age 22 years, 5 months, 4 days and the youngest righthander since Leake.
- In the 10-5 loss on 5/5 at Mil allowed 5 HR, tying the club record (last, Scott Feldman, 8/17/2017 at Cubs)...became the first Reds pitcher to allow home runs to the first 2 batters of a game (Luis Urías, Christian Yelich) since Jimmy Rollins & Wil Nieves homered off Tony Cingrani on 5/18/2014.
- In the first inning of the 10-inning, 5-4 win on 7/9 vs TB recorded the 100th strikeout of his career (Wander Franco)...at 349 batters faced, was the fourth-fastest Reds pitcher to reach 100 strikeouts (Aroldis Chapman 275, Scott Williamson 337, Tony Cingrani 338).
- In the rain-shortened, 7-0 win on 6/6 vs Ari and Madison Bumgarner allowed a bunt single to Daulton Varsho, the first batter of the game who was caught stealing for the second out, then retired his last 20 batters of the 7-inning game...faced the minimum 21 batters...became the first Reds pitcher to retire 20 straight batters in a game since Bronson Arroyo did it on 6/26/12 vs Mil.
- Threw 7.0 scoreless innings (0bb, 8k) in that 7-0 win on 6/6 vs Ari, while Graham Ashcraft the next day followed with 6.0 scoreless innings (0bb, 4k) in the 14-8 victory vs Ari...for the first time since 1900, Major League rookie starting pitchers in consecutive games threw at least 6.0 shutout innings without a walk.
- Greene & Ashcraft comprised the third set of Reds rookie pitchers since 1901 to make consecutive starts of at least 6.0 scoreless innings, joining Mike Regan & Hod Eller in 1917 and Sal Romano & Robert Stephenson in 2017.
- Over those 2 starts on 6/6 & 6/7 vs Ari, Greene and Ashcraft became the first Reds starting pitchers to retire 30 consecutive batters since 6/9-6/10, 1979, when Tom Seaver and Paul Moskau retired 35 straight...in the expansion era (since 1961), Greene and Ashcraft are the only rookie starting pitchers of any Major League team to combine to retire at least 30 consecutive batters.
- Was the Reds' nominee for Major League Baseball's prestigious Lou Gehrig Memorial Award for exemplary contributions to his community and philanthropy.

2021 SEASON

- Was rated #41 on *Baseball America's* most recent Top 100 Prospects List (SS Jose Barrero #21, LHP Nick Lodolo #23).
- Spent the season at Class AA Chattanooga and Class AAA Louisville, where in 21 starts combined he went 10-8, 3.30 (106.1ip, 139k).
- Began the season at Chattanooga, where in 7 starts he went 5-0, 1.98 (41ip, 60k) until he was promoted to Louisville on 6/15.
- In 14 starts for the Bats, in his first stint above Class AA, went 5-8, 4.13 (65.1ip, 79k).
- Made his last appearance of the season in a 3-0 loss vs Indianapolis on 9/12 (4ip, 4h, 3r, 1er, 1bb, 3k, 1hr, 75pch)...didn't pitch again the rest of the season after reaching his innings limit.
- At the time of his 6/15 promotion from Chattanooga to Louisville ranked second in the minor leagues in strikeouts, wins and strikeouts per 9 innings (13.17).
- In his first Class AAA inning, on 6/17 at Omaha, struck out the side but also allowed 3 HR...threw a pitch recorded at 104.3mph...per Statcast, only 5 Major League pitchers ever reached a pitch speed of 104mph, and only Aroldis Chapman and Jordan Hicks had thrown pitches faster than Greene's 104.3mph.
- Entered the season rated by *Baseball America* the fifth-best prospect in the organization...was ranked No. 71 in MLB Pipeline's Top 100.
- On 11/19 was added to the Reds' 40-man roster, along with OF Allan Cerda, RHP Alexis Díaz, RHP Daniel Duarte and RHP James Marinar.

2020 SEASON

- On 7/22 was assigned to the 60-man player pool roster and spent the regular season at the alternate training site.
- Was not on the Reds' 40-man Postseason roster.
- Despite missing the previous season recovering from elbow surgery, entered 2020 rated the Reds' top prospect by both MLB.com and *Baseball America*...was No. 76 on *Baseball America's* Top 100 list.

PERSONAL: Graduated from Notre Dame High School in Sherman Oaks, CA...other notable Notre Dame High graduates include Giancarlo Stanton, Pat Gillick, Kirsten Dunst, Jerry Mathers, Rami Malek, Donald Gibb, Dave Navarro, Ed Begley Jr. and Rachel Bilson...in his high school career posted a 1.62 ERA over 121.1 innings while striking out 30 percent of the batters he faced...as a senior went 3-0, 0.75 in 5 apps (28ip, 4bb, 43k)...as a shortstop, hit .324 with 6 HR 28 RBI, 6 doubles, 2 triples, 23 runs scored, a .374 on-base percentage and a .598 slugging percentage...prior to his senior season, was named first-team Rawlings Perfect Game All-America and first-team California All-Region...as a junior attended MLB's Youth Academy in Compton and hit .419 while finishing 5-3, 1.63 on the mound...follow on Twitter @HunterGreene17.

GREENE'S CAREER TRANSACTIONS

- Was selected by the Reds in the first round (2nd overall) of the June 2017 first-year player draft. Was signed by Rick Ingalls.
- On Dayton's 7-day disabled list with a torn ulnar collateral ligament in his right elbow, August 4-remainder of the season, 2018.
- On Daytona's 7-day injured list recovering from April 9 right elbow surgery, entire 2019 season.
- On 15-day injured list with a right shoulder strain, August 5-September 16, 2022; included a rehabilitation assignment at Louisville, September 1-16.

Career Pitching

Yr	Club	W-L	ERA	G	GS	CG	SHO	SV	IP	H	R	ER	HR	BB	SO	WP	BK
17	Billings - R	0-1	12.46	3	3	0	0	0	4.1	8	7	6	0	1	6	1	0
18	Dayton - A	3-7	4.48	18	18	0	0	0	68.1	66	35	34	6	23	89	6	0
19	Daytona - A	Injured - Did Not Pitch															
21	Chattanooga - AA	5-0	1.98	7	7	0	0	0	41.0	27	9	9	2	14	60	2	0
	Louisville - AAA	5-8	4.13	14	14	0	0	0	65.1	59	35	30	11	25	79	2	0
22	Cincinnati	5-13*	4.44	24	*24	1	^1	0	125.2	104	64	62	*24	*48	164	4	0
	#Louisville - AAA	0-0	2.57	3	3	0	0	0	7.0	6	2	2	0	2	15	2	0
Major Totals		5-13	4.44	24	24	1	1	0	125.2	104	64	62	24	48	164	4	0
Minor Totals		13-16	3.92	45	45	0	0	0	186.0	166	88	81	19	65	249	13	0

Injury rehab, * Led National League rookies, ^ Tied for Major League lead among all pitchers

SINGLE-SEASON CAREER HIGH STREAKS

Scoreless Streak By Game: 2g, 8/1-9/17, 2022; **Scoreless Streak By Inning:** 14.1, 7/26-9/22, 2022;
Winning Streak: None; **Losing Streak:** 6g, 4/16-5/15, 2022



TAYRON

@T_Guerrero55

RHP

GUERRERO

50

Age: 32 Ht.: 6-8 Wt.: 227 Bats: R Throws: R ML Service: 2.004

Born: 1/9/91 Birthplace: Bocachica, Colombia Resides: Bocachica, Colombia

Acquired: Was signed to a minor league contract and invited to 2023 Major League spring training camp, January 5, 2023.

Contract: Signed through the 2023 season and under team control through 2026.

Non-Roster

CAREER HIGHLIGHTS

- First name is pronounced TY-ron.
- Was on the 2023 World Baseball Classic provisional roster for Team Colombia.
- Spent the 2020 COVID-19 season at the White Sox' alternate training site at Schaumburg and 2022 pitching for the Chiba Lotte Marines in Japan's Nippon Professional Baseball Pacific League.
- In 2019, according to FanGraphs led the Major Leagues with an average fastball velocity of 99.4mph.
- In 2018, according to FanGraphs ranked third in the Major Leagues with an average fastball velocity of 98.8mph, reaching a high of 104.0 on 8/13/18/g2 at Atl that ranked only behind pitches thrown by Jordan Hicks and Aroldis Chapman.
- In the seventh inning of the 6-1 Marlins loss in the nightcap of that 8/13/18 doubleheader, he reached 104.0mph while facing Ender Inciarte...during one sequence, he threw 6 consecutive pitches at least 102.3mph...threw 17 pitches that inning, including 13 fastballs that averaged 101.9mph.
- In 2018, his first full Major League season, among National League relievers ranked 21st in strikeouts per 9 innings (10.55).
- Made his Major League debut in a 5-1 Padres loss vs SF on 5/17/16 (2ip, 3h, 1er, 1bb, 0k)...retired his first career batter faced (Buster Posey, F9)...didn't pitch again in the majors until 3/29/18.
- Pitched for Team Colombia in the first round of the 2017 World Baseball Classic...in an extra-inning loss to the Dominican Republic at Marlins Park, threw a scoreless inning in his only appearance (1ip, 1h, 1bb, 2k).
- From 2015-2019 recorded 1 save in 23 relief apps for Aragua and Zulia in the Venezuelan Winter League and for Lacey in the Dominican Winter League (19.2ip, 20h, 18er, 14bb, 17k, 0hr).
- Pitched for the World Team in the 2014 SiriusXM All-Star Futures Game at Min's Target Field (1bf, 1k) and 2017 SiriusXM All-Star Futures Game at Mia's Marlins Park (0.2ip, 0r).
- In 2015 was a mid-season Texas League All-Star.
- In 2014 was a mid-season Midwest League All-Star and Arizona Fall League Rising Star.

SINGLE-GAME HIGH, STRIKEOUTS

Date (Innings)	Strikeouts
3/29/18 for Mia vs Chc (1.1)	4
4/20/18 for Mia at Mil (1.1)	4
6/24/18 for Mia at Col (2.0)	4

2022 SEASON

- Spent the season pitching for the Chiba Lotte Marines in Japan's Nippon Professional Baseball Pacific League.
- In 40 apps went 3-3, 3.52 with 3 saves (46ip, 34h, 20bb, 63k).
- On 1/5/23 was signed by the Reds to a minor league contract and invited to Major League spring training camp.

PERSONAL: During the 2018-2019 off-season, worked out with and spoke to more than 50 Venezuelan prospects participating in Major League Baseball's International Prospect Showcase.

GUERRERO'S CAREER TRANSACTIONS

- Was signed by the Padres as a non-drafted free agent, December 18, 2009. Was signed by Roberto Rowley, Felix Feliz and Marcial Del Valle.
- Was acquired by the Marlins, along with RHP Andrew Cashner and RHP Colin Rea, for RHP Carter Capps, RHP Jarred Cosart, RHP Luis Castillo and IF Josh Naylor, July 29, 2016.
- On Marlins' 15-day disabled list with a left lumbar strain, July 5-30, 2018; included a rehabilitation assignment at Jacksonville, July 21-30.
- On Marlins' 15-day disabled list with a blister on his right middle finger, June 28-July 15, 2019; included a rehabilitation assignment at Jupiter, July 9-15.
- On Marlins' 15-day disabled list with a torn right middle fingernail, August 9-31, 2019; included rehabilitation assignments at Jupiter, August 25-27 and at New Orleans, August 28-31.
- Was claimed off waivers by the White Sox, December 6, 2019.
- Was released by the White Sox, July 31, 2021.
- Was signed by the Reds to a minor league contract and invited to Major League spring training camp, January 5, 2023.

Career Pitching

Yr	Club	W-L	ERA	G	GS	CG	SHO	SV	IP	H	R	ER	HR	BB	SO	WP	BK
10	DSL Padres - R	3-2	3.42	16	5	0	0	1	47.1	38	21	18	0	32	50	6	0
11	AZL Padres - R	0-4	9.62	16	4	0	0	0	33.2	45	42	36	0	41	24	13	1
12	AZL Padres - R	1-0	1.50	5	3	0	0	0	12.0	7	2	2	0	2	6	0	0
	Eugene - A	0-1	3.38	4	4	0	0	0	13.1	10	6	5	0	12	11	6	0
13	AZL Padres - R	1-0	5.79	3	1	0	0	0	4.2	5	4	3	0	0	5	2	0
	Eugene - A	1-4	4.50	15	3	0	0	0	32.0	24	21	16	1	25	35	6	0
	Fort Wayne - A	0-1	7.36	4	0	0	0	0	3.2	8	8	3	0	8	4	3	0
14	Lake Elsinore - A	0-0	2.63	14	0	0	0	3	13.2	10	4	4	1	8	14	2	0
	Fort Wayne - A	6-1	1.00	25	0	0	0	1	36.0	22	7	4	2	12	42	1	1
15	San Antonio - AA	1-5	2.76	37	0	0	0	13	42.1	33	22	13	3	20	46	4	0
	El Paso - AAA	0-0	3.95	11	0	0	0	1	13.2	8	6	6	0	11	15	4	0
16	San Antonio - AA	0-3	4.94	19	0	0	0	0	23.2	20	14	13	2	10	25	0	0
	El Paso - AAA	0-0	6.00	13	0	0	0	0	12.0	12	9	8	2	9	11	2	0
	San Diego	0-0	4.50	1	0	0	0	0	2.0	3	1	1	0	1	0	0	0
	Jacksonville - AA	1-1	1.93	12	0	0	0	4	14.0	11	3	3	0	3	15	1	0
17	Jupiter - A	0-1	3.60	4	0	0	0	0	5.0	3	2	2	1	3	7	0	0
	Jacksonville - AA	0-1	3.38	17	0	0	0	0	16.0	14	7	6	3	14	22	0	0
	New Orleans - AAA	3-2	5.87	13	0	0	0	0	15.1	12	13	10	2	12	11	4	2
18	Miami	1-3	5.43	60	0	0	0	0	58.0	64	40	35	8	30	68	8	0
	#Jacksonville - AA	0-0	0.00	3	0	0	0	0	3.0	1	0	0	0	1	2	0	0
19	Miami	1-2	6.26	52	0	0	0	0	46.0	42	34	32	7	36	43	9	0
	#Jupiter - A	1-0	0.00	4	1	0	0	0	4.0	0	0	0	0	1	1	1	0
	#New Orleans - AAA	0-0	20.25	1	0	0	0	0	1.1	4	4	3	0	1	1	0	0
21	Charlotte - AAA	1-0	6.63	18	1	0	0	0	19.0	30	16	14	2	12	25	1	0
22	Chiba Lotte- NPB PL	3-3	3.52	40	0	0	0	3	46.0	34	19	18	2	20	63	3	0
	Major Totals	2-5	5.77	113	0	0	0	0	106.0	109	75	68	15	67	111	17	0
	Minor Totals	19-26	4.16	254	22	0	0	23	365.2	317	211	169	19	237	372	56	4
	Japan Totals	3-3	3.52	40	0	0	0	3	46.0	34	19	18	2	20	63	3	0
	# Injury rehab																

World Baseball Classic Record

Yr	Country	W-L	ERA	G	GS	CG	SHO	SV	IP	H	R	ER	HR	BB	SO	WP	BK
17	Colombia	0-0	0.00	1	0	0	0	0	1.0	1	0	0	0	1	2	0	0

SINGLE-SEASON CAREER HIGH STREAKS

Scoreless Streak By Game: 10g, 3/28-4/20, 2019; **Scoreless Streak By Inning:** 9.2, 3/28-4/20, 2019;
Winning Streak: None; **Losing Streak:** 2g (2x), 4/3-5/20, 2018 & 5/5-9/16, 2019



VLADIMIR

@vladimi83418418

RHP

GUTIERREZ

53

Age: 27 Ht.: 6-1 Wt.: 205 Bats: R Throws: R ML Service: 1.127

Born: 9/18/95 Birthplace: Havana, Cuba Resides: Miami, FL

Acquired: Was signed to a minor league contract, September 7, 2016. Was signed by Tony Arias, Chris Buckley and Bob Engle.

Contract: Signed through the 2023 season and under team control through 2027.

CAREER HIGHLIGHTS

- Was recognized by the Baseball Writers' Association of America with a third-place vote for the 2021 Jackie Robinson Award as the National League's Rookie of the Year, won by teammate 2B Jonathan India.
- Was rated by *Baseball America* one of the Reds' top prospects following the 2016 (9th), 2017 (9th), 2018 (7th) and 2020 (14th) seasons.
- In 2020 his changeup and curveball were rated by *Baseball America* the best in the organization.
- In 2018 his slider, changeup and control were rated by *Baseball America* the best in the organization.
- In 2019 tied for the International League lead in starts while ranking third in innings pitched.
- In 2018 at Class AA Pensacola, led Reds minor league pitchers in strikeouts (145) while ranking ninth in ERA (4.35).
- During showcases for scouts reportedly hit 97 miles per hour on the radar gun.
- Was Rookie of the Year of the 2013-2014 Cuban National Series season.
- In August 2014 was rated by *Baseball America* the 14th-best prospect in Cuba.
- In February 2015, while in Puerto Rico for the Caribbean Series, left the Cuban team to pursue a career in the Major Leagues.
- In 2017, 2019 and 2020 participated in the Reds' Major League spring training camps as a non-roster invitee...has been on the 40-man roster since November 2020.
- Was 1 of 6 players born in Cuba who participated in the Reds' 2019 Major League spring training camp (SS José Iglesias, RHP Raisel Iglesias, OF Yasiel Puig, RHP Odrisamer Despaigne, IF Alfredo Rodriguez).
- Following the 2019 and 2020 seasons played for Licey in the Dominican Winter League (12gs, 2-6, 3.40, 45ip, 37h, 17bb, 41k, 1.20whip, .220oba)
- Made his first 30 Major League apps as a starter (10-12, 5.44, .273baa) and his last 2 apps in relief (1.2ip, 4h, 1er, 2bb, 1k, 1hr, .444baa).

2021 JACKIE ROBINSON AWARD VOTING
NATIONAL LEAGUE ROOKIE OF THE YEAR

Player	Club	1st	2nd	3rd	Pts
Jonathan India	Reds	29	1		148
Trevor Rogers	Marlins	1	26	3	86
Dylan Carlson	Cardinals		3	13	22
Patrick Wisdom	Cubs			5	5
Ian Anderson	Braves			3	3
Tyler Stephenson	Reds			2	2
Frank Schwindel	Cubs			2	2
David Bednar	Pirates			1	1
Vladimir Gutierrez	Reds			1	1

2022 SEASON

- Made his last appearance of the season on 6/3 vs Wsh...2 days later went on the 15-day injured list with a right elbow injury that on 7/20 required "Tommy John" surgery to repair the torn ulnar collateral ligament.
- Was transferred to the 60-day IL between games of the doubleheader on 7/7 vs Pit, when RHP Robert Dugger was promoted...missed the last 110 games of the season.
- Made his first 8 apps as a starter (1-6, 7.71) and his last 2 apps in relief (1.2ip, 4h, 1er, 2bb, 1k, 1hr, .444baa).
- Lost each of this season's first 5 starts before a no-decision in his sixth appearance, a 14-11 win on 5/11 vs Mil...became the third Reds pitcher since 1893, when the pitcher's mound was moved to its current distance from the plate, to lose each of his first 5 apps, all starts (Joey Jay, 1963 & Frank Dwyer, 1899)...no Reds pitcher ever lost each of his first 6 apps, all starts.
- Was sent to the bullpen following that 14-11 Reds win on 5/11 vs Mil and preceding a stretch in which the Reds were scheduled for 2 off days over a 4-day span...didn't pitch in relief before returning to the rotation on 5/23 and made 2 more starts before he pitched in relief for the first time in his career, on 6/1 at Bos.
- Was 1 of 9 pitchers on the Reds' 2022 Opening Day roster with less than 1.000 year of service time.
- Started the Reds' third game of the season.

2023 REDS

2021 SEASON

- Was recognized by the Baseball Writers' Association of America with a third-place vote for the Jackie Robinson Award as the National League's Rookie of the Year, won by teammate 2B Jonathan India.
- Was the third of 9 Reds players to make Major League debuts in 2021 (2B Jonathan India, RHP Ryan Hendrix, RHP Tony Santillan, IF Alejo Lopez, OF TJ Friedl, RHP Dauri Moreta, LHP Reiver Sanmartin, RHP Riley O'Brien).
- Wasn't promoted until 5/28 but still ranked among the National League's rookie leaders in wins (T1st w/ Atl's Ian Anderson), ERA (6th), strikeouts (6th), starts (4th), inning pitched (5th), opponents' batting average (5th, .263) and WHIP (7th, 1.41).
- In his first 16 starts through 8/22 went 9-4, 3.68 with all 11 of his quality starts and 11 starts of at least 6.0 innings.
- In his last 6 starts beginning 8/28 went 0-2, 9.43 without pitching into the sixth inning.
- Received votes for National League Rookie of the Month for August (6gs, 4-2, 2.80)...Cubs 1B Frank Schwindel (26g, .344, 6hr, 18rbi) won the August award.
- His streak of 6 consecutive quality starts from 7/27-8/22 was the longest by a Reds pitcher since Sonny Gray did it from 8/20-9/17, 2019 and the longest by a Reds rookie since Raisel Iglesias had 7 straight QS from 8/1-9/2, 2015...Dan Straily (7/2-8/7, 2016) was the last Reds pitcher to produce 7 consecutive quality starts.
- From 7/27-8/12 won 4 consecutive starts (4-0, 1.78), the longest streak by a Reds rookie since RHP Robert Stephenson won 4 straight starts from 8/19-9/5, 2017.
- His 5-game winning streak over 7 starts from 7/5-8/12 was the longest by a Reds rookie since Logan Ondrusek went 5-0 from 7/23-10/2, 2010 and the longest by a Reds rookie starting pitcher since Mike Leake won 5 straight from 4/22-6/5, 2010.
- On 5/28 was promoted from Class AAA Louisville to start at Wrigley Field in his Major League debut...in that 1-0 loss, allowed only a solo HR to David Bote leading off the top of the fifth inning...first career strikeout victim was Willson Contreras, his 14th batter...gametime temperature was 50 degrees with a wind chill of 45 degrees and the wind blowing in at 9 miles per hour.
- Until his 5/28 promotion spent the minor league season at Louisville, where he went 2-0, 2.65 in 3 starts (17ip, 9h, 5er, 7bb, 21k, 3hr, .153oba, 0.94whip).
- With a 10-2 win on 6/14 at Mil became the 19th Reds pitcher with at least 3 wins in his first 4 Major League starts, the first since Tom Shearn went 3-0 in 2007.
- Recorded 4 wins in his first 8 career starts...Brett Tomko (5, 1997) and Wayne Simpson (5, 1970) are the only Reds pitchers with more than 4 wins in their first 8 career starts.
- In the 7-5 loss on 6/19 at SD, left with the score tied at 5-5...was denied in his bid to become only the ninth pitcher in Reds history to earn at least 4 wins in his first 5 Major League starts (last, Tim Lincecum, 4-1 in September 1992).
- Earned his first career victory in the 4-2 win on 6/3 at StL...threw 31 pitches in the first inning (3h, 2r, 1bb, 1sb, 1bk)...after a 2-out walk to Matt Carpenter in the first, retired his next 10 batters until he walked José Rondón to lead off the fifth inning...overall, retired 13 of his last 15 batters (2 walks)...improved his career record to 1-1 in beating veteran Adam Wainwright, whose career mark dropped to 170-103.
- On 6/9 vs Mil recorded his first career hit, an infield single off Brett Anderson.
- In the top of the sixth inning of his 7-1 win on 8/1 at Mets drew a bases-loaded walk off Miguel Castro for his only Major League RBI.
- Entered the season rated by *Baseball America* the 14th-best prospect in the organization.

SINGLE-GAME HIGH, STRIKEOUTS

Date (Innings)	Strikeouts
8/22/21 for Cin vs Mia (7.0)	8

2020 SEASON

- On 6/28 was suspended for 80 games after testing positive for Stanazolol, a performance-enhancing substance, in violation of the Minor League Drug Prevention and Treatment Program.
- On 11/20 was added to the 40-man roster, along with RHP Riley O'Brien and RHP Jared Solomon, and was placed on Major League Baseball's suspended list.
- Following the season played for Lacey in the Dominican Winter League (5gs, 1-2, 3.71, 17ip, 15h, 5bb, 21k, 1.18whip, .231oba).

2019 SEASON

- Spent the season at Class AAA Louisville, where he tied for the International League lead in starts while ranking third in innings pitched...also ranked among the IL leaders in strikeouts (8th), opponents' batting average (.266, 6th) and WHIP (1.40, 7th).
- Among all Reds minor league pitchers ranked T2nd in starts, fourth in innings pitched, opponents' batting average (.266) and WHIP (1.40) and fifth in strikeouts.
- Was International League Pitcher of the Week for 8/12-8/18.
- On 8/15 vs Lehigh Valley, tied his career high with 10 strikeouts and produced his first professional home run (solo off Enyel De Los Santos).
- Following the season pitched for Lacey in the Dominican Winter League (7gs, 1-4, 3.21, 28ip, 22h, 12bb, 20k).

SEASON HIGHLIGHTS

2018: At Class AA Pensacola led Reds minor league pitchers in strikeouts (145)...his slider, changeup and control were rated by *Baseball America* the best of any pitcher in the organization...**2017:** Entered his first full season in professional baseball rated by *Baseball America* the ninth-best prospect in the organization...**2016:** Was signed by the Reds in September and participated in his first organized workouts during the instructional league in Goodyear...on 12/9 was invited to 2017 Major League spring training camp.

GUTIERREZ' CAREER TRANSACTIONS

- Was signed by the Reds to a minor league contract, September 7, 2016. Was signed by Tony Arias, Chris Buckley and Bob Engle.
- On Daytona's disabled list with tightness in his lower back, July 15-22, 2017.
- Was suspended by Major League Baseball for 80 games after testing positive for Stanazolol, a performance-enhancing substance, in violation of the Minor League Drug Prevention and Treatment Program, June 28, 2020.
- Was reinstated from Major League Baseball's suspended list, April 25, 2021.
- On 15-day injured list with a torn ulnar collateral ligament in his right elbow, June 5-remainder of the season, 2022; was transferred to the 60-day injured list, July 7.

Career Pitching

Yr	Club	W-L	ERA	G	GS	CG	SHO	SV	IP	H	R	ER	HR	BB	SO	WP	BK
17	Daytona - A	7-8	4.46	19	19	0	0	0	103.0	108	54	51	10	19	94	4	2
18	Pensacola - AA	9-10	4.35	27	27	0	0	0	147.0	139	76	71	18	38	145	6	3
19	Louisville - AAA	6-11	6.04	27	* 27	0	0	0	137.0	144	100	92	26	48	117	7	6
21	Louisville - AAA	2-0	2.65	3	3	0	0	0	17.0	9	5	5	3	7	21	0	0
	Cincinnati	** 9-6	4.74	22	22	0	0	0	114.0	115	61	60	20	46	88	3	2
22	Cincinnati	1-6	7.61	10	8	0	0	0	36.2	46	31	31	8	24	29	2	0
	Major Totals	10-12	5.44	32	30	0	0	0	150.0	161	92	91	28	70	117	5	2
	Minor Totals	24-29	4.88	76	76	0	0	0	404.0	400	235	219	57	112	377	17	11

^ In 2018 led the Southern League in hit batters (16) & tied for the SL lead in balks (3), * In 2019 tied for the International League lead in starts

** In 2021 tied for the lead in wins among National League rookies

Career Hitting

Yr	Club	AVG	G	AB	R	H	2B	3B	HR	RBI	SH	SF	HB	BB	SO	SB	CS	OBP	SLG	E
21	Cincinnati	.091	22	33	3	3	0	0	0	* 1	7	0	0	2	14	0	0	.143	.091	2

* Only career RBI on 8/1/21 at Mets, bases-loaded walk off Miguel Castro

Career in Cuba

Yr	Club	W-L	ERA	G	GS	CG	SHO	SV	IP	H	R	ER	HR	BB	SO	WP	BK
2013-14	Pinar del Rio - CNS	5-5	3.90	27	3	0	0	2	67.0	65	37	29	3	40	44	5	0
2014-15	Pinar del Rio - CNS	3-5	2.45	25	0	0	0	13	51.1	37	20	14	2	19	49	2	0
	Cuban National Series	8-10	3.27	52	3	0	0	15	118.1	102	57	43	5	59	93	7	0

NATIVES OF CUBA WHO PLAYED OR COACHED FOR REDS

Rafael Almedia, IF 1911-13	Joe Azcue, C 1960	Brayan Peña, C 2014-15
Armando Marsans, OF 1911-14	Leo Cardenas, IF 1960-68	Raisel Iglesias, P 2015-19
Mike Gonzalez, C 1914	Tony Gonzalez, OF 1960	José Iglesias, SS 2019
Manuel Cueto, IF/OF 1917-19	Cookie Rojas, IF 1962	Yasiel Puig, OF 2019
Adolfo Luque, P 1918-29	Tony Pérez, IF 1964-76, '84-86	Jose Barrero, SS 2020-22
Pedro Dibut, P 1924-25	Chico Ruiz, IF 1964-69	Vladimir Gutierrez, RHP 2021-22
Tommy de la Cruz, P 1944	Mike de la Hoz, IF 1969	Cionel Pérez, LHP 2021
Vincente Amor, P 1957	Camilo Pasqual, P 1969	
Raul Sanchez, P 1957, '60	Pedro Ramos, P 1969	Cardenas, Luque and Pérez are in the Reds Hall of Fame. Pérez is the only native of Cuba in the National Baseball Hall of Fame who played in the Major Leagues. Cooperstown Hall of Famers P Martin Dihigo, P Jose Mendez and OF Cristobal Torriente were born in Cuba but played in the Negro Leagues.
Danny Morejon, OF 1958	Tony Menendez, P 1992	
Orlando Pena, P 1958-60	Jose Cardenal, coach L... 1993, 2002-03	
Mike Cuellar, P 1959	Oswaldo Fernandez, P 2000-01	
Reggie Otero, coach 1959-65	Aroldis Chapman, P 2010-15	
Rogelio Alvarez, IF 1960, '62	Yonder Alonso, 1B 2010-11	

SINGLE-SEASON CAREER HIGH STREAKS

Scoreless Streak By Game: 1g, 6/1/22 at Bos (in relief); **Scoreless Streak By Inning:** 10.1, 7/27-8/1, 2021; **Winning Streak:** 5g, 7/5-8/12, 2021; **Losing Streak:** 6g, 4/9-5/23, 2022



KEVIN HERGET

@kherg16

RHP

73

Age: 31 Ht.: 5-10 Wt.: 185 Bats: R Throws: R ML Service: 0.023

Born: 4/3/91 Birthplace: Teaneck, NJ Resides: Murrells Inlet, SC

Acquired: Was signed to a minor league contract and invited to Major League spring training camp, November 11, 2022.

Contract: Signed through the 2023 season and under team control through 2028.

Non-Roster

CAREER HIGHLIGHTS

- Turns 32 years old on the fifth day of the 2023 season.
- Missed most of the 2019 season following "Tommy John" surgery on his right elbow.

2022 SEASON

- On 5/11 was signed by the Rays to a minor league contract.
- Spent most of the season at Class AAA Durham, but in his Major League debut made 3 apps for the Rays.
- Made his Major League debut in a 7-2 loss on 9/13 at Tor (1.2ip, 2h, 2er, 0bb, 1k).
- Also pitched for the Rays in a 11-0 win on 9/15 at Tor (1ip) and suffered the 4-3 loss on 10/3 at Bos (4.1ip, 7h, 4er, 0bb, 3k).
- On 10/4 was designated for assignment, refused an outright assignment and elected free agency.
- On 11/11 was signed by the Reds to a minor league contract and invited to 2023 Major League spring training camp.

PERSONAL: Attended Park Ridge (NJ) High School and Division III Kean University (Union, NJ).

HERGET'S CAREER TRANSACTIONS

- Was selected by the Cardinals in the 39th round (1,175th overall) of the June 2013 first-year player draft.
- Was signed by the Indians to a minor league contract, May 25, 2021.
- Was signed by the Rays to a minor league contract, May 11, 2022.
- Was signed by the Reds to a minor league contract and invited to 2023 Major League spring training camp, November 11, 2022.

Career Pitching

Yr	Club	W-L	ERA	G	GS	CG	SHO	SV	IP	H	R	ER	HR	BB	SO	WP	BK
13	State College - A	*7-0	2.89	14	8	0	0	0	53.0	63	20	17	2	8	36	1	0
14	Palm Beach - A	2-0	2.00	7	0	0	0	2	9.0	8	3	2	0	2	9	2	0
	Peoria - A	6-3	2.81	35	1	0	0	2	67.1	59	29	21	6	27	85	10	0
15	Springfield - AA	0-1	10.13	4	0	0	0	0	8.0	14	9	9	2	2	3	0	0
	Palm Beach - A	5-1	1.75	38	0	0	0	7	67.0	54	17	13	0	16	71	5	1
16	Memphis - AAA	0-0	0.00	1	0	0	0	0	1.1	2	0	0	0	1	1	0	0
	Springfield - AA	5-0	3.32	36	0	0	0	10	38.0	42	23	14	1	11	39	4	0
	Palm Beach - A	0-0	0.00	12	0	0	0	6	23.0	5	0	0	0	1	21	0	0
17	Memphis - AAA	4-2	4.62	22	9	0	0	0	62.1	68	35	32	7	21	60	5	1
	Springfield - AA	1-2	1.86	13	0	0	0	5	19.1	17	4	4	1	3	21	1	0
18	Memphis - AAA	9-11	4.61	28	22	1	0	0	138.2	153	76	71	21	34	121	4	0
19	GCL Cardinals - R	0-0	6.00	2	1	0	0	0	3.0	3	2	2	1	0	4	0	0
21	Columbus - AAA	7-5	4.48	28	7	0	0	2	80.1	82	49	40	18	23	85	0	0
22	Durham - AAA	8-1	2.95	21	17	0	0	0	97.2	105	35	32	13	16	99	5	0
	Tampa Bay	0-1	7.71	3	0	0	0	0	7.0	9	6	6	0	0	4	0	0
	Major Totals	0-1	7.71	3	0	0	0	0	7.0	9	6	6	0	0	4	0	0
	Minor Totals	54-26	3.46	261	65	1	0	34	668.0	675	302	257	72	165	655	37	2

* Tied for New York-Penn League in wins



JONATHAN INDIA

@JonathanIndia

INF
6

Age: 26 **Ht.:** 6-0 **Wt.:** 200 **Bats:** R **Throws:** R **ML Service:** 2.000

Born: 12/15/96 **Birthplace:** Ft. Lauderdale, FL **Resides:** Coral Springs, FL

Acquired: Was selected in the first round (5th overall) of the June 2018 first-year player draft. Was signed by Sean Buckley.

Contract: Signed through the 2023 season and under team control through 2026.

2023 REDS

CAREER HIGHLIGHTS

- Was on the 2023 World Baseball Classic provisional roster for Team Colombia.
- Was selected by the Reds in the first round (5th overall) of the June 2018 draft...was signed by Sean Buckley.
- In 2021 was the consensus National League Rookie of the Year in voting of the Baseball Writers' Association of America, Major League Baseball Players Association, *Sporting News* and *Baseball Digest*...was *Baseball America's* Major League Rookie of the Year.
- Received 29 of 30 votes for the BBWAA's Jackie Robinson Award as NL Rookie of the Year.
- In voting of national media was the National League's Rookie of the Month for July 2021.
- Is the only rookie in Major League history to record in a season at least 20 HR (21), 20 HBP (league-high 23) and 10 stolen bases (12).
- Is only the second Reds batter since 1900 to produce at least 7 leadoff HR within his first 2 seasons (Kal Daniels, 9hr, 1986-87).
- His 5 leadoff home runs in 2021 are the most in a season by a Reds rookie...had 2 leadoff HR in 2022.

REDS' LONGEST HITTING STREAKS IN 2022

Jonathan India	16g	8/16 - 9/4
Brandon Drury	12g	6/1-6/13
Joey Votto	10g	6/2-6/11

REDS' LONGEST ON-BASE STREAKS IN 2022

Kyle Farmer	19g	5/7 - 6/4
Jonathan India	19g	8/9 - 9/4
Jonathan India	17g	7/9 - 8/1
Tommy Pham	16g	5/1 - 5/19
Brandon Drury	15g	6/1 - 6/17

TIMES HIT BY A PITCH, LAST 2 SEASONS

Mark Canha	55	Jonathan India	37
Ty France	48	Kyle Farmer	34
Anthony Rizzo	46	Jose Abreu	34
Willson Contreras	38		

2022 SEASON

- Missed 48g with a right hamstring strain suffered on 4/14 at LAD (9g from 4/15-4/25, 39g from 5/1-6/12).
- From 8/16-9/4/g1 produced a career-high 16-game hitting streak, the longest by a Reds batter in 2022 (.355, 3 2b, 1 3b, 2hr, 8rbi, 12r, .444obp).
- The 16-game hitting streak was part of a career-high 19-game on-base streak (8/9-9/4/g1, .324ba, .422obp, 3 2b, 1 3b, 2hr, 9rbi, 12r) that tied Kyle Farmer's (5/7-8/4) as the longest by a Reds batter in 2022.
- Produced 2 leadoff HR (6/21 vs LAD off Tony Gonsolin, 7/16 at StL off Miles Mikolas).
- Beginning 8/16 made 28 of his last 42 starts batting second, his first career apps in that spot.
- His starts batting second snapped his streak of 159 consecutive starts batting leadoff, including each of his last 103 starts of 2021 (beginning 6/5) and each of his first 56 starts in 2022.
- Made 13 starts at designated hitter (14-45, .311, 2 2b, 1hr, 7rbi).
- Late in the season was bothered by a left leg contusion...originally suffered the injury in his first plate appearance on 8/11 vs Cubs, in the Field of Dreams game, when he was hit by a Drew Smyly pitch...left the game in the fourth inning...following the game was air lifted to the hospital, spent the night in an Iowa City hotel before driving back to Cincinnati the next morning...missed 3 games before returning to start a career-high 16-game hitting streak...on 9/4 vs Col was hit by another foul ball in the same area on his left leg and missed the remainder of that game.
- Missed the game vs StL on 7/24 with a left thigh contusion but in the next day's 11-2 win vs Mia started at DH and for the third time in his career finished a triple shy of the cycle (3-4, 1 2b, 1hr, 4rbi)...in the fifth inning hit the first grand slam of his Major League career (off Zach Pop).
- With 2 outs in the ninth inning on 7/12 at Yankee Stadium produced a 2-run single off Wandy Peralta that erased a 3-2 deficit and lifted the Reds to a 4-3 win.
- With 1 out in the ninth inning of the 3-2 win on 9/2 vs Col produced an infield single off Alex Colomé to drive in the game-ending run...was his first career walkoff hit.

2021 SEASON

- At 24 years old was the youngest player on the Reds' Opening Day roster.
- Received from the national chapter of the Baseball Writers' Association of America the prestigious Jackie Robinson Award as the National League's Rookie of the Year...earned 29 of 30 votes in becoming the seventh second baseman to win the award, joining Junior Gilliam (1953), Ken Hubbs (1962), Pete Rose (1963), Jim Lefebvre (1965), Ted Sizemore (1969) and Steve Sax (1982).
- In voting of his peers, received a Players Choice Award as the National League's Outstanding Rookie... in his name, the MLBPA donated a \$5,000 grant to the local Dragonfly Foundation.
- In voting of his peers, managers, coaches and team executives, was voted *Sporting News'* National League Rookie of the Year.
- Became the second Reds player named *Baseball Digest's* NL Rookie of the Year (Chris Sabo, 1988).
- Became the first Reds player named *Baseball America's* Major League Rookie of the Year.
- Along with teammate C Tyler Stephenson, was named to *Baseball America's* MLB All-Rookie Team and MLB Pipeline's All-Rookie Team.
- Was a finalist for the All-MLB team.
- Was 1 of 4 Reds players named a finalist for the Silver Slugger Award (1B Joey Votto, winner OF Nick Castellanos, OF Jesse Winker).
- Was 1 of only 2 players in the Major Leagues, along with National League Most Valuable Player Bryce Harper, to produce at least 98 runs scored, 34 doubles, 21 HR, 12 SB and 71 walks...was the only player in baseball with those numbers plus 2 triples.
- Was the only rookie in Major League history to record in a season at least 20 HR (21), 20 HBP (league-high 23) and 10 stolen bases (12)...Bernie Carbo (21hr, 10sb in 1970) is the only other Reds rookie to produce at least 20 HR and 10 stolen bases in a season.
- Was only the second Reds rookie ever to record at least 98 runs scored and 57 extra- base hits, joining 1956 Rookie of the Year Frank Robinson (122r, 77xbh).
- Fell 2 runs shy in his bid to become just the fifth Reds rookie to score 100 runs in a season (Bug Holliday 1889, Evar Swanson 1929, Frank Robinson 1956, Pete Rose 1963).
- Among qualified rookie batters in the modern era, ranked third in franchise history in HR (21) and slugging percentage (.459), T3rd in extra-base hits (57) and fourth in runs scored (98) and OPS (.835).
- Became the ninth Reds second baseman with at least 20 HR in a season, the first since Scooter Gennett hit 23 homers in 2018.
- Led the Reds in games, runs scored and stolen bases and led team qualifiers in on-base percentage.
- His 38 multi-hit games were the most by a Reds rookie since Zack Cozart had 39 multi-hit games in 2012.
- Became the first Reds rookie to play in 150 games since CF Billy Hamilton in 2014 (152g), the first infielder since Joey Votto in 2008 (151g) and the first Reds second baseman with at least 150 apps since Pete Rose in 1963 (157g).
- Made all 144 starts and 148 defensive apps at 2B.
- Led all Major League rookies in games, on-base percentage (though Oak/Chc's Frank Schwindel led the NL), doubles, walks and runs scored while ranking second in OPS...also led National League rookies in RBI, extra-base hits (2nd in ML) and total bases.
- Among all National League batters ranked among the leaders in on-base percentage (5th), runs scored (8th), doubles (T8th), walks (9th).

2021 AWARDS

BBWAA's Jackie Robinson Award, NL Rookie of the Year
Players Choice Award, NL Outstanding Rookie
Sporting News' NL Rookie of the Year
Baseball Digest's NL Rookie of the Year
Baseball America's MLB Rookie of the Year
Baseball America's MLB All-Rookie Team
MLB Pipeline's All-Rookie Team
NL Rookie of the Month for July
All-MLB Team Finalist
Silver Slugger Award Finalist

BBWAA JACKIE ROBINSON AWARD, NL ROOKIE OF THE YEAR

Frank Robinson	1956	Pat Zachry	1976
Pete Rose	1963	Chris Sabo	1988
Tommy Helms	1966	Scott Williamson	1999
Johnny Bench	1968	Jonathan India	2021

SPORTING NEWS NL ROOKIE OF THE YEAR

Frank Robinson	1956	Lee May	1967
Ken Hunt	1961	Johnny Bench	1968
Pete Rose	1963	Bernie Carbo	1970
Billy McCool	1964	Tom Browning	1985
Tommy Helms	1966	Jonathan India	2021

**BBWAA'S 2021 JACKIE ROBINSON AWARD VOTING
 NATIONAL LEAGUE ROOKIE OF THE YEAR**

Player	Club	1st	2nd	3rd	Pts
Jonathan India	Reds	29	1		148
Trevor Rogers	Marlins	1	26	3	86
Dylan Carlson	Cardinals		3	13	22
Patrick Wisdom	Cubs			5	5
Ian Anderson	Braves			3	3
Tyler Stephenson	Reds			2	2
Frank Schwindel	Cubs			2	2
David Bednar	Pirates			1	1
Vladimir Gutierrez	Reds			1	1

MULTI-HOMER GAMES (1)

Date	Pitchers
7/30/21 at NYM	C. Carrasco, A. Banda

GRAND SLAMS (1)

Date	Pitchers
7/25/22 vs Mia	Zach Pop

LEADOFF HOME RUNS (7)

Date	Pitcher
7/16/22 at StL	Miles Mikolas
6/21/22 vs LAD	Tony Gonsolin
9/7/21 at Chc	Adrian Sampson
8/15/21 at Phi	Aaron Nola
8/5/21 vs Pit	Wil Crowe
7/30/21 at NYM	Carlos Carrasco
7/20/21 vs NYM	Robert Stock

Jonathan India is the only rookie in Reds history with 5 leadoff home runs in a season.

- In the first inning ranked eighth in the National League in hitting (.322), sixth in OBP (.421) and 13th in slugging percentage (.556).
- Was hit by a pitch 23 times, the most in the National League and a club record for a Reds rookie (Frank Robinson, 20hbp, 1956)...Shin-Soo Choo holds the Reds' single-season record for number of times hit by a pitch (26, 2013).
- Was the National League's Rookie of the Month for July (.319, 7 2b, 4hr, 12rbi, .470obp, .527slg, .997ops), the eighth Reds player to win a monthly award (Adam Dunn, Austin Kearns, Josh Hamilton, Joey Votto, Todd Frazier, Billy Hamilton, Aristides Aquino in August 2019).
- Beginning 6/5 made each of his last 103 starts batting leadoff (105g, 109-398, .274, 31 2b, 17hr, 46rbi, 82r, .382obp)...the Reds went 55-48 (.534) in those 103 starts.
- Produced 5 leadoff HR, the most in a season ever by a Reds rookie (7/20 vs NYM off Robert Stock, 7/30 at NYM off Carlos Carrasco, 8/5 vs Pit off Wil Crowe, 8/15 at Phi off Aaron Nola, 9/7 at Cubs off Adrian Sampson)...the single-season club record for leadoff HR is 8 (Kal Daniels, 1987).
- Beginning 6/1 started 106 of the Reds' last 111 games, including a season-high streak of 34 consecutive games snapped in Game 161...played in the season finale.
- Was the first of 9 Reds players to make Major League debuts in 2021 (RHP Ryan Hendrix, RHP Vladimir Gutierrez, RHP Tony Santillan, IF Alejo Lopez, OF TJ Friedl, RHP Dauri Moreta, LHP Reiver Sanmartin, RHP Riley O'Brien).
- Became the first Reds player to make his Major League debut on Opening Day since OF Shogo Akiyama did it in 2020 (PH/LF), the first Reds infielder to debut since SS Pokey Reese in 1997, the first Reds infielder to debut in a start on Opening Day since 3B Chris Sabo in 1988 and the first Reds second baseman to make his Major League debut in a start on Opening Day since Pete Rose in 1963.
- Became the 12th Reds player to record at least 2 hits on Opening Day while making his Major League debut...is the first to do it since Tony Gonzalez in 1960 and only the Reds' second 2B to do it (Lew Fonseca, 1921).
- Joined Jimmy Outlaw as the only players in Reds history to produce at least 2 hits in their Major League debuts on Opening Day and then at least 2 hits in their second apps... in 1937, Outlaw had 3 hits in his debut and 2 hits in Game 2...India went 2-for-4 on Opening Day, 2-for-3 in his second appearance and then 1-for-4 in Game 3.
- His 14 RBI were the most ever by a Reds rookie through the month of April, 1 more than Joey Votto (13rbi in 2008) and Josh Hamilton (13rbi in 2007).
- Produced 10 RBI in his first 6 apps, tied for fifth-most in Major League history by a player in his first 6 career apps behind only Dale Alexander (13 RBI in 1939), Trevor Story (12 in 2016), Nico Hoerner (11 in 2019) and Mandy Brooks (11 in 1925).
- Began his Major League career with a 6-game hitting streak (10-21, .476, 1 3b, 10rbi), all at Great American Ball Park and including 3 multi-hit games...was the longest hitting streak by a Reds player to begin his Major League career since Zack Cozart hit safely in each of his first 7 apps of the 2011 season.

BASEBALL AMERICA'S MLB ROOKIE OF THE YEAR AWARD

1989	Gregg Olson, RHP, Orioles
1990	Sandy Alomar Jr., C, Indians
1991	Jeff Bagwell, 1B, Astros
1992	Pat Listach, SS, Brewers
1993	Mike Piazza, C, Dodgers
1994	Raul Mondesi, OF, Dodgers
1995	Hideo Nomo, RHP, Dodgers
199	Derek Jeter, SS, Yankees
1997	Nomar Garciaparra, SS, Red Sox
1998	Kerry Wood, RHP, Cubs
1999	Carlos Beltran, OF, Royals
2000	Rafael Furcal, SS/2B, Braves
2001	Albert Pujols, IF/OF, Cardinals
2002	Eric Hinske, 3B, Blue Jays
2003	Brandon Webb, RHP, D-Backs
2004	Khalil Greene, SS, Padres
2005	Huston Street, RHP, Athletics
2006	Justin Verlander, RHP, Tigers
2007	Ryan Braun, 3B, Brewers
2008	Geovany Soto, C, Cubs
2009	...	Andrew McCutchen, OF, Pirates
2010	Jason Heyward, OF, Braves
2011	Jeremy Hellickson, RHP, Rays
2012	Mike Trout, OF, Angels
2013	Jose Fernandez, RHP, Marlins
2014	Jose Abreu, 1B, White Sox
2015	Kris Bryant, 3B, Cubs
2016	Corey Seager, SS, Dodgers
2017	Aaron Judge, OF, Yankees
2018	...	Shohei Ohtani, RHP/DH, Angels
2019	Pete Alonso, 1B, Mets
2020	Tony Gonsolin, RHP, Dodgers
2021	Jonathan India, 2B, Reds
2022	Gunnar Henderson, SS, Orioles

BASEBALL AMERICA'S 2021 MLB ALL-ROOKIE TEAM

C	Tyler Stephenson, Reds
1B	Bobby Dalbec, Red Sox
2B	Jonathan India, Reds
3B	Patrick Wisdom, Cubs
SS	Wander Franco, Rays
OF	Randy Arozarena, Rays
OF	Adolis García, Rangers
OF	Dylan Carlson, Cardinals
DH	Ryan Mountcastle, Orioles
SP	RHP Ian Anderson, Braves
SP	RHP Luis Garcia, Astros
SP	RHP Alek Manoah, Blue Jays
SP	LHP Shane Bieber, Cleveland
SP	RHP Trevor Rogers, Marlins
RP	RHP Emmanuel Clase, Indians

- In the eighth inning of the 10-inning, 14-11 loss on 4/22 vs Ari hit the first home run of his career, a solo shot off Yoan López that tied the score at 8-8...was the Reds' sixth homer of the game.
- Left the 5-2 loss on 4/25 at StL in the middle of the sixth inning after he was hit on the batting helmet ear flap by a Jack Flaherty pitch...his HBP led to umpire warnings to both benches, which led to the ejection of Reds manager David Bell.
- In the Reds' 8-run eighth inning on 5/13 at Coors Field (13-8 loss) produced 2 hits, a single off Lucas Gilbreath that snapped a season-high 0-for-19 skid and a 3-run HR off Mychal Givens...also scored twice...became the first Reds batter with 2 hits in the same inning since 2018, when it was accomplished 5 times.
- In the 11-inning, 15-11 loss on 7/19 vs NYM became only the second Reds rookie since 1900 to reach base safely 6 times in a game (1B, 2B, 3 BB, 1 HBP), joining Hall of Famer Barry Larkin (9/10/1986 at SF, 4h, 2bb)... the last Reds batter to reach base safely 6 times was Phillip Ervin, who had 6 hits on 7/13/19 at Coors Field.
- In the 6-2 win 7/30 at NYM became the sixth rookie in Reds history to homer twice in a game from the leadoff spot, joining Gary Redus (5/2/1983 at Phi), Eric Davis (9/4/1984 at SF), Kal Daniels (8/8/1986 vs LAD), Jay Bruce (7/2/2008 vs Pit) and Nick Senzel (5/6/2019 SF)... was India's first career multi-homer game.
- In the 6-0 win on 8/27 at Mia went 0-for-5, his only appearance in which he went hitless in more than 4 at bats.
- Missed 2 games, on 4/30 and 5/1 vs Cubs, while on the injured list.
- Earned his spot on the Opening Day roster with a standout spring training, when he led the Reds in apps (22), runs (12), total bases (29) and plate apps (59) while tying for the team lead in hits (15) and HR (3).
- Was 1 of 18 players invited to early minor league camp, then on 3/12 officially was added to the Major League spring training camp roster.
- Entered the season rated by *Baseball America* the Reds' third-best prospect.

2020 SEASON

- Attended his first Major League spring training camp.
- Spent the season at the alternate training site as part of the 60-player pool.
- Entered the season rated by *Baseball America* the second-best prospect in the organization and the 18th-best prospect in the Florida State League...was rated by MiLB.com the organization's third-best prospect.

2019 SEASON

- At Class A Daytona and Class AA Chattanooga, ranked among the Reds' minor league leaders in walks (59, 2nd), runs scored (74, 2nd), HR (11, T9th), hits (111, T9th) and total bases (172, 10th).
- The mid-season Florida State League All-Star was rated by *Baseball America* the league's best defensive third baseman.
- Following the season played for Glendale in the Arizona Fall League (18g, .133, 1 2b, 1 3b, 3hr, 10rbi, 1sb).
- Entered the season, after just 44 professional games, rated by both *Baseball America* and MiLB.com the Reds' fourth-best prospect.

2021 NATIONAL LEAGUE BATTING LEADERS, ROOKIES

Jonathan India		Tyler Stephenson	
1st, 69	RBI	45	6th
1st, 34 *	2B	21	4th
1st, 57 ^	XBH	31	7th
1st, 244	TB	151	6th
1st, 71 *	BB	41	4th
1st, 98 *	R	56	5th
2nd, .376 #	OBP	.366	3rd
2nd, .835 ^	OPS	.797	4th
2nd, 21	HR	10	T8th
2nd, 143	H	100	5th
2nd, 12	SB	0	-
3rd, .459	SLG	.431	6th
5th, .269	BA	.286	2nd

* Led Major League rookies, ^ 2nd in Major Leagues
Led ML rookies in OBP, Schwindel led NL in OBP

2021 NATIONAL LEAGUE BATTING LEADERS, ALL PLAYERS

Nick Castellanos		Joey Votto		Jonathan India	
OBP	16th (.362)	6th (.375)	5th (.376)		
Runs	T9th (95)	T39th (73)	8th (98)		
2B	4th (38)	T55th (23)	T8th (34)		
BB	T65th (41)	7th (77)	9th (71)		
OPS	4th (.939)	5th (.938)	18th (.835)		
BA	4th (.309)	24th (.266)	20th (.269)		
H	8th (164)	48th (116)	21st (143)		
XBH	3rd (73)	T17th (60)	T22nd (57)		
TB	5th (306)	19th (252)	28th (244)		
SLG	3rd (.576)	4th (.563)	29th (.459)		

MOST RECENT REDS TO MAKE
MAJOR LEAGUE DEBUTS ON OPENING DAY

Jonathan India	2021	Pokey Reese	1997
Shogo Akiyama	2020	Jacob Brumfield	1992
Barrett Astin	2017	Tim Layana	1990
Logan Ondrusek	2010	Chris Sabo	1988
Josh Hamilton	2007	Lloyd McClendon	1987
Scott Williamson	1999	Leo Garcia	1987

REDS WITH 2 HITS IN MLB DEBUT ON OPENING DAY

Jonathan India *	2021	Jimmy Outlaw (3)	1937
Tony Gonzalez	1960	Ival Goodman	1935
Frank Robinson	1956	Billy Myers (3)	1935
Frank Baumholtz	1947	Low Fonseca *	1921
Grady Hatton (3)	1946	John Kane	1907
Mike McCormick	1940	Mike Mitchell (4)	1907

* India & Fonseca are the only 2 second basemen

**REDS WITH 2 HITS IN MLB DEBUT ON OPENING DAY
& 2 HITS IN SECOND MLB APPEARANCE**

Jonathan India (4)	2021	Jimmy Outlaw (5)	1937
--------------------	------	------------------	------

RBI BY REDS ROOKIES THROUGH APRIL

Jonathan India	14 RBI	2021
Joey Votto	13 RBI	2008
Josh Hamilton	13 RBI	2007
Grady Hatton	10 RBI	1946

Since RBI became an official statistic in 1920

ML rookie record is held by José Abreu, 31 RBI in 2014

Courtesy @EliasSports

rated by both *Baseball America* and MiLB.com the

PERSONAL: Graduated from American Heritage High School in Delray Beach, Florida...at the University of Florida became just the 12th player in school history to amass in his career 20 or more home runs, 100 or more RBI and 30 or more stolen bases...as a junior at Florida was named 2018 SEC Player of the Year after batting .365 with 16 HR, 40 RBI and 11 stolen bases in 54 regular season games...that season, led the SEC with a .506 on-base percentage and a .730 slugging percentage, was a semi-finalist for the prestigious Golden Spikes Award and the Dick Howser Trophy and was named to several All-America first teams (ABCA, *Baseball America*, D1baseball.com, NCBWA, Perfect Game)...played primarily third base for the Gators but also made several apps at shortstop...in 2016 and 2017 played for the Harwich Mariners in the Cape Cod League...his mother, Elizabeth, was born in Colombia and lived there until she moved to the United States while in high school.

INDIA'S CAREER TRANSACTIONS

- Was selected by the Brewers in the 26th round of the June 2015 first-year player draft. Did not sign.
- Was selected by the Reds in the first round (5th overall) of the June 2018 first-year player draft. Was signed by Sean Buckley.
- On 10-day injured list with a right hamstring strain, April 19-25 and May 1-June 12, 2022; included a rehabilitation assignment at Louisville, June 7-12.

CAREER FIELDING

Pos.	Pct.	G	PO	A	E	TC	DP	PB
2B	.973	234	373	513	25	911	109	-

Career Hitting

Yr	Club	AVG	G	AB	R	H	2B	3B	HR	RBI	SH	SF	HB	BB	SO	SB	CS	OBP	SLG	E
18	Greeneville - R	.261	14	46	11	12	2	1	3	12	0	0	1	15	12	1	0	.452	.543	2
	Billings - R	.250	3	8	1	2	0	0	0	0	0	0	2	0	4	0	1	.400	.250	0
	Dayton - A	.229	27	96	17	22	7	0	3	11	0	0	3	13	28	5	0	.339	.396	2
19	Daytona - A	.256	87	317	50	81	15	5	8	30	0	4	9	37	84	7	5	.346	.410	12
	Chattanooga - AA	.270	34	111	24	30	3	0	3	14	0	4	8	22	26	4	0	.414	.378	7
21	Cincinnati	.269	*150	532	*98	143	*34	2	21	+69	1	4	*23	*71	141	12	3	*.376	.459	15
22	Cincinnati	.249	103	386	48	96	16	2	10	41	0	0	14	31	94	3	4	.327	.378	10
	#Louisville - AAA	.167	4	12	0	2	0	0	0	2	0	0	0	3	4	0	0	.333	.167	1
Major Totals		.260	253	918	146	239	50	4	31	110	1	4	37	102	235	15	7	.356	.425	25
Minor Totals		.253	169	590	103	149	27	6	17	69	0	8	23	90	158	17	6	.368	.405	24

Injury rehab

* Led all Major League rookies in games, runs scored, doubles, walks and on-base percentage

+ Led National League rookies in RBI, extra-base hits (57) and total bases (244)

^ Led all National League players in HBP

SINGLE-SEASON CAREER HIGH STREAKS

Hitting Streak: 16g, 8/16-9/4, 2022; **Hitless Streak:** 19ab, 4/24-5/13, 2021



RICKY KARCHER

RHP

74

Age: 25 Ht.: 6-4 Wt.: 229 Bats: R Throws: R ML Service: 0.000

Born: 9/18/97 Birthplace: Saline, MI Resides: Saline, MI

Acquired: Was selected by the Reds in the 13th round of the June 2017 first-year player draft. Was signed by Jonathan Reynolds.

Contract: Signed through the 2023 season and under team control through 2028.

CAREER HIGHLIGHTS

- Entered the 2023 season rated No. 22 on *Baseball America's* Reds Top 40 Prospects list.
- On 11/15/22 was added to the 40-man roster.

2022 SEASON

- In 52 relief apps at Class AA Chattanooga and Class AAA Louisville went 5-5, 3.65 with 10 saves in 13 chances.
- Among Reds minor league pitching leaders ranked second in apps (52) and fourth in saves (10).
- For the Bats on 9/3 vs Indianapolis recorded 4 strikeouts in 2.0 innings pitched, both season highs.
- From 8/27-9/20 made 11 consecutive scoreless apps (12ip) and held opposing International League batters to a .179 average.
- Was added to the 40-man roster at the 11/15 restricted list deadline, along with IF Elly De La Cruz, IF Noelvi Marte, RHP Lyon Richardson, RHP Levi Stoudt and RHP Brandon Williamson.

PERSONAL: Graduated from Saline (MI) High School...spent his 2016 collegiate freshman season at the University of Michigan before transferring to Walters State Community College (Morristown, TN)...his father, Rick, played in the Braves organization (1990-1992).

KARCHER'S CAREER TRANSACTIONS

- Was selected by the Reds in the 13th round of the June 2017 first-year player draft. Was signed by Jonathan Reynolds.
- On Daytona's 7-day injured list with a left hamstring strain, May 23-June 1, 2021.

Career Pitching

Yr	Club	W-L	ERA	G	GS	CG	SHO	SV	IP	H	R	ER	HR	BB	SO	WP	BK
17	AZL Reds - R	0-3	10.67	7	4	0	0	0	14.1	18	20	17	1	13	14	10	0
18	Greeneville - R	0-3	8.33	10	10	0	0	0	31.1	46	35	29	3	27	22	12	0
19	Billings - R	0-0	4.61	4	4	0	0	0	13.2	8	7	7	4	9	17	2	0
21	Dayton - A	1-0	5.12	18	0	0	0	4	19.1	10	13	11	1	30	29	9	0
	Daytona - A	0-1	1.13	9	0	0	0	0	8.0	1	2	1	0	9	19	6	0
22	Chattanooga - AA	3-2	3.24	20	0	0	0	6	25.0	20	12	9	1	21	42	3	1
	Louisville - AAA	2-3	3.98	32	0	0	0	4	31.2	25	16	14	2	19	46	3	0
Minor Totals		6-12	5.53	100	18	0	0	14	143.1	128	105	88	12	128	189	45	1



JOEL
KUHNEL

@JoelKuhnel

RHP

66

Age: 28 Ht.: 6-5 Wt.: 290 Bats: R Throws: R ML Service: 1.041

Born: 2/19/95 Birthplace: Goldsboro, NC Resides: Godley, TX

Acquired: Was selected by the Reds in the 11th round of the June 2016 first-year player draft. Was signed by Byron Ewing.

Contract: Signed through the 2023 season and under team control through 2027.

CAREER HIGHLIGHTS

- Last name is pronounced COO-null.
- Entered 2021 rated by *Baseball America* the 29th-best prospect in the organization but missed most of that season while recovering from 10/7/20 surgery to repair the torn capsule in his right shoulder.
- In 2019, per *Baseball America* was voted by managers, scouts and executives the best reliever in the Southern League.
- In 2018 was a Florida State League All-Star.
- Following the 2019 season was invited to Major League Baseball's Rookie Career Development Program.

SINGLE-GAME HIGH, STRIKEOUTS

Date (Innings)	Strikeouts
8/22/22 for Cin at Phi (2.0)	4
9/7/22 for Cin at Chc (2.0)	4

2022 SEASON

- Among the Reds' pitching leaders ranked behind only Alexis Díaz and Hunter Strickland in apps (53), relief innings pitched (58.0) and relief strikeouts (56)...ranked T4th on the staff in holds (5) and fifth in games finished (13).
- Was a non-roster invitee to 2022 Major League spring training camp and began the season at Louisville (10g, 3sv, 0-1, 2.61).
- Was promoted on 5/8, when RHP Robert Dugger was designated for assignment, and spent the rest of the season with the Reds.
- In the 12-inning, 5-3 win on 6/14 at Ari earned his only Major League save...needed just 5 pitches to retire all 3 batters (6-3, 3U, 6-3), stranding the inherited runner.
- 15 times threw more than 1.0 inning, including 4 of his last 6 apps, and 7 times threw a career-high 2.0 innings.
- In 3 consecutive apps from 5/24-5/29 threw more than 1.0 inning, including 2.0-inning stints on 5/24 and 5/26 vs Cubs that tied his career high.
- 6 times pitched on consecutive days (last, 8/29 & 8/30 vs StL)...never in his career has pitched on 3 straight days.
- Retired the first batter in 34 of his 53 apps...stranded 11 of 17 inherited runners.
- Over 7 apps from 5/13-6/3 produced a career-high scoreless streak of 9.2 innings.
- From 7/13-9/7 produced homerless streaks of 21 games and 22.0 innings.
- Threw the last 2.0 innings of the 7-1 win on 9/7 at Cubs and recorded 4 strikeouts, tying career highs for both innings pitched (7th time) and strikeouts (8/22/22 at Phi).
- Missed the series in Toronto while on the restricted list.
- On 1/19/22 was invited to Major League spring training camp after missing most of the 2021 season while on the minor league 60-day injured list recovering from 10/7/20 surgery to repair the torn capsule in his right shoulder.

2021 SEASON

- Spent most of the season on the minor league 60-day injured list recovering from 10/7/20 surgery to repair the torn capsule in his right shoulder.
- On 9/7 was sent to Arizona Complex League Reds on a rehabilitation assignment...made 1 start and 3 relief apps in Goodyear.
- On 9/21 was reinstated from the injured list and assigned to Louisville, where he spent the rest of the minor league season.

2020 SEASON

- Spent most of the season at the alternate training site as part of the Reds' 60-player pool.
- Made 1 appearance for the Reds while on the roster from 8/8-8/11 and 2 more apps from 8/29-8/30.
- In Game 2 of the doubleheader on 8/29 vs the Cubs threw a scoreless top of the seventh inning, then was credited with the win when the Reds scored 2 runs for a 6-5 walkoff victory...was promoted between games of that doubleheader, when LHP Jesse Biddle went on the 10-day injured list.
- Retired the first batter in all 3 of his apps.
- Entered the season rated by MLB.com the 23rd-best prospect in the organization.
- Was not part of the Reds' 40-player Postseason pool.
- On 10/7 had surgery to repair the torn capsule in his right shoulder.
- On 10/26 cleared waivers and was outrighted to Louisville.

2019 SEASON

- Spent most of the season in the minor leagues, where in 41 apps for Chattanooga and Louisville he combined to finish 5-3, 2.18 with 14 saves in 18 chances.
- Among Southern League pitching leaders ranked seventh in saves (10).
- Per *Baseball America*, was voted by managers, scouts and executives the best reliever in the Southern League.
- In just his fourth professional season, in his Major League debut posted a 4.66 ERA in 11 apps for the Reds.
- Allowed a season-high 4 runs in the 14-0 loss on 8/24 at Pit (0.1ip)...season ERA in his other 10 apps was 0.96 (9.1ip, 1er).
- Didn't allow a run in any of his last 8 apps of the season (6.1ip, 3h, 3bb, 6k, .136baa).
- On 8/15 was promoted from Louisville as 1 of 4 roster moves (recalled RHP Matt Bowman, optioned to Louisville RHP Sal Romano, RHP Jared Hughes was claimed off waivers by the Phillies)...spent the rest of the season with the Reds.
- Made his Major League debut in the 13-4 loss on 8/16 vs StL...struck out his first batter, Yadier Molina...allowed a solo HR to Kolten Wong, his second batter.
- Became the fifth and last Reds player in 2019 to make his Major League debut (CF Nick Senzel, IF/OF Josh VanMeter, RHP Jimmy Herget, OF Brian O'Grady).
- In the 3-2 win on 9/21 vs NYM retired his only batter (Pete Alonso, 6-3) to end the eighth inning and preserve the 2-2 tie...earned his first Major League victory after the Reds took a 3-2 lead in the bottom of the eighth and Raisel Iglesias saved the win.
- In the ninth inning of the 7-1 loss on 9/2 vs Phi, struck out the side (Scott Kingery, Andrew Knapp, pinch hitter Nick Williams).
- Retired the first batter in 10 of his 11 apps and stranded 4 of 5 inherited base runners.
- Began the season at Chattanooga...on 6/20 was promoted to Louisville...on 8/15 was promoted to the Reds.

MINOR LEAGUES

2018: Was an All-Star after leading the Florida State League in saves...**2017:** Led the Midwest League in apps and ranked second among relievers by averaging just 1.41 walks per 9 innings.

PERSONAL: Graduated from Sunrise Mountain High School in Peoria, AZ...pitched at the University of Texas-Arlington and Central Arizona College.

KUHNEL'S CAREER TRANSACTIONS

- Was selected by the Reds in the 11th round of the June 2016 first-year player draft. Was signed by Byron Ewing.
- On Louisville's 60-day injured list following October 2020 surgery to repair the torn capsule in his right shoulder, April 4-September 20, 2021; included a rehabilitation assignment at ACL Reds, September 7-20.

Career Pitching

Yr	Club	W-L	ERA	G	GS	CG	SHO	SV	IP	H	R	ER	HR	BB	SO	WP	BK
16	Billings - R	0-1	3.43	18	0	0	0	4	21.0	28	11	8	1	1	14	2	0
17	Dayton - A	2-4	4.36	*48	0	0	0	11	64.0	78	37	31	6	10	54	6	0
18	Daytona - A	1-4	3.04	44	0	0	0	*17	53.1	54	23	18	2	11	56	4	0
19	Chattanooga - AA	3-2	2.27	25	0	0	0	10	35.2	26	10	9	5	8	30	2	0
	Louisville - AAA	2-1	2.00	16	0	0	0	4	18.0	13	5	4	1	8	20	1	0
	Cincinnati	1-0	4.66	11	0	0	0	0	9.2	8	5	5	1	5	9	0	0
20	Cincinnati	1-0	6.00	3	0	0	0	0	3.0	4	2	2	2	0	3	0	0
21	#ACL Reds - R	0-1	2.25	4	1	0	0	1	4.0	4	1	1	1	0	8	0	0
	Louisville - AAA	0-0	0.00	4	0	0	0	0	4.0	2	0	0	0	1	3	0	0
22	Louisville - AAA	0-1	2.61	10	0	0	0	3	10.1	9	3	3	1	1	7	0	0
	Cincinnati	2-3	6.36	53	0	0	0	1	58.0	67	41	41	8	14	56	1	0
Major Totals		4-3	6.11	67	0	0	0	^1	70.2	79	48	48	11	19	68	1	0
Minor Totals		8-14	3.17	169	1	0	0	50	210.1	214	90	74	17	40	192	15	0

Injury rehab, * Led league, ^ Only Major League save on 6/14/22 at Ari (5-3 win, 11 innings)

Career Hitting

Yr	Club	AVG	G	AB	R	H	2B	3B	HR	RBI	SH	SF	HB	BB	SO	SB	CS	OBP	SLG	E
19	Cincinnati	.000	11	1	0	0	0	0	0	0	0	0	0	0	0	0	0	.000	.000	0
20	Cincinnati	---	3	0	0	0	0	0	0	0	0	0	0	0	0	0	0	---	---	0
22	Cincinnati	---	53	0	0	0	0	0	0	0	0	0	0	0	0	0	0	---	---	1
Career Totals		.000	67	1	0	0	0	0	0	0	0	0	0	0	0	0	0	.000	.000	1

Only career plate appearance on 8/16/19 vs StL (4-3 groundout off Adam Wainwright, 7th inning, 13-4 loss)

SINGLE-SEASON CAREER HIGH STREAKS

Scoreless Streak By Game: 8g, 8/31-9/29, 2019; **Scoreless Streak By Inning:** 9.2, 5/13-6/3, 2022;
Winning Streak: 2g, 7/8-8/14, 2022; **Losing Streak:** 2g, 8/19-9/4, 2022



**DEREK
LAW**

Twitter @DerekLaw64

RHP

47

Age: 32 **Ht.:** 6-3 **Wt.:** 225 **Bats:** R **Throws:** R **ML Service:** 3.081

Born: 9/14/90 **Birthplace:** Pittsburgh, PA **Resides:** Pittsburgh, PA

Acquired: Was signed by the Reds to minor league contracts, August 14, 2022 and January 23, 2023.

Contract: Is signed through the 2023 season. Is under team control through 2025.

Non-Roster

2022 SEASON

- On 4/9 was signed by the Tigers to a minor league contract...on 8/7 elected free agency.
- On 8/14 was signed by the the Reds to a minor league contract.
- After posting a 1.13 ERA in 6 relief app for Louisville was promoted on 8/30, when LHP Ross Detwiler was designated for assignment.
- Didn't allow a run in 11 of his 15 apps after joining the Reds.
- 6 times threw more than 1.0 inning and twice threw a season-high 2.0 innings (8/30 vs StL, 9/4/g2 vs Col).
- Retired the first batter in 10 of his 15 apps for the Reds...stranded 5 of 8 inherited runners.
- Twice pitched on consecutive days (8/30 & 8/31 vs StL, 9/25 vs Mil & 9/26 at Pit).
- On 8/30 vs StL, earned the 5-1 win in his Reds debut by throwing scoreless fifth and sixth innings in relief of starter Justin Dunn...was his first Major League victory since 9/17/19 for Tor at Bal.
- Became the 60th of the club-record 66 players and 34th of the club-record 38 pitchers to appear in a game for the Reds.
- Was designated for assignment at the 11/15 restricted list deadline, along with OF Aristides Aquino, RHP Kyle Dowdy, RHP Jeff Hoffman, RHP Jared Solomon and RHP Art Warren.
- On 11/18 was not tendered a 2023 contract and became a free agent.
- On 1/23/23 was re-signed by the Reds to a minor league contract with an invitation to Major League spring training camp.

PERSONAL: In 2009 graduated from Seton LaSalle Catholic High School (Pittsburgh, PA), where he was a 2-time All-Area selection in baseball...went 8-5, 2.35 in 2 seasons at Miami Dade College...his father, Joe, posted a 64-49 career pitching record in 9 seasons in the Athletics' organization...Joe was on Oak's active roster for 4 days in 1988 but did not appear in a game.

LAW'S CAREER TRANSACTIONS

- Was selected by Rangers in the 28th round of the June 2009 draft. Did not sign.
- Was selected by the Giants in the ninth round of the June 2011 draft. Was signed by Michael Metcalf.
- On Augusta's 7-day injured list with a right back strain, April 12-24, 2012.
- On Augusta's 7-day injured list with a right forearm strain, June 22-July 3, 2012.
- On Augusta's 7-day injured list with right biceps tendinitis, August 21-remainder of the season, 2012.
- On Augusta's 7-day injured list with a left ankle sprain, June 13-July 6, 2013.
- On 7-day injured list with a torn ligament in his right elbow, June 10-remainder of the season, 2014.
- On San Jose's 7-day injured list following right elbow surgery, April 7-June 20, 2015.
- On San Francisco's 15-day injured list with a right elbow strain, August 28-remainder of the season, 2016.
- On San Francisco's 10-day injured list with a left foot sprain, May 10-29, 2018.
- On Sacramento's 7-day injured list with a right ankle nerve injury, August 30-remainder of season, 2018.
- Was acquired by the Blue Jays, along with 2B Alen Hanson and RHP Juan De Paula, for CF Kevin Pillar, April 2, 2019.
- Was signed by the Rangers to a minor league contract and invited to Major League spring training camp, January 30, 2020.
- Was signed by the Twins to a minor league contract and invited to 2021 Major League spring training camp, November 12, 2020.
- Was signed by the Tigers to a minor league contract, April 9, 2022; elected free agency, August 7.
- Was signed by the Reds to minor league contracts, August 14, 2022 and January 23, 2023.

Career Pitching

Yr	Club	W-L	ERA	G	GS	CG	SHO	SV	IP	H	R	ER	HR	BB	SO	WP	BK
11	AZL Giants - R	0-0	2.50	15	0	0	0	4	18.0	16	6	5	0	2	19	2	0
12	Augusta - A	5-2	2.91	32	0	0	0	2	55.2	45	20	18	6	23	67	8	0
13	San Jose - A	4-0	2.10	22	0	0	0	11	25.2	20	7	6	1	1	45	5	0
	Augusta - A	0-3	2.31	19	0	0	0	3	35.0	27	12	9	1	10	48	4	0
	AZL Giants - R	1-0	3.18	5	0	0	0	0	5.2	4	2	2	0	1	9	2	0
14	Richmond - AA	2-0	2.57	27	0	0	0	13	28.0	19	8	8	1	14	29	1	0
15	Richmond - AA	0-1	4.56	28	0	0	0	13	25.2	31	16	13	1	8	32	6	0
16	Sacramento - AAA	0-0	0.00	3	0	0	0	0	3.0	1	0	0	0	1	2	0	0
	San Francisco	4-2	2.13	61	0	0	0	1	55.0	44	13	13	3	9	50	1	0
17	Sacramento - AAA	1-1	2.48	25	0	0	0	10	32.2	32	9	9	1	12	26	3	0
	San Francisco	4-1	5.06	41	0	0	0	4	37.1	45	21	21	5	14	35	5	0
18	Sacramento - AAA	1-3	4.20	33	0	0	0	8	40.2	34	22	19	2	9	43	0	0
	San Francisco	1-0	7.43	7	0	0	0	0	13.1	16	13	11	2	8	12	1	0
19	Buffalo - AAA	2-1	1.69	8	0	0	0	2	10.2	7	3	2	1	3	17	1	0
	Toronto	1-2	4.90	58	4	0	0	5	60.2	61	36	33	8	40	67	7	0
21	St. Paul - AAA	1-1	2.54	18	3	0	0	4	28.1	25	8	8	1	12	28	4	0
	Minnesota	0-0	4.20	9	0	0	0	0	15.0	16	7	7	2	8	14	1	0
22	Toledo - AAA	1-3	3.23	33	0	0	0	15	39.0	37	15	14	2	10	44	1	2
	Detroit	0-1	4.50	2	0	0	0	0	2.0	4	5	1	1	1	2	1	0
	Louisville - AAA	0-0	1.13	6	0	0	0	0	8.0	4	1	1	0	3	3	1	0
	Cincinnati	2-2	4.08	15	0	0	0	0	17.2	19	8	8	2	7	15	0	0
	Major Totals	12-8	4.21	193	4	0	0	10	201.0	205	103	94	23	87	195	16	0
	Reds Totals	2-2	4.08	15	0	0	0	0	17.2	19	8	8	2	7	15	0	0
	Minor Totals	18-15	2.88	274	3	0	0	85	356.0	302	129	114	17	109	412	38	2

Wild Card Game

Yr	Club, Opponent	W-L	ERA	G	GS	CG	SHO	SV	IP	H	R	ER	HR	BB	SO	WP	BK
16	SF vs NYM																

Did Not Pitch

Wild Card Series Record

Yr	Club, Opponent	W-L	ERA	G	GS	CG	SHO	SV	IP	H	R	ER	HR	BB	SO	WP	BK
16	SF vs Chc	0-0	3.86	3	0	0	0	0	2.1	1	1	1	0	1	3	0	0

Career Hitting

Yr	Club	AVG	G	AB	R	H	2B	3B	HR	RBI	SH	SF	HB	BB	SO	SB	CS	OBP	SLG	E
16	San Francisco	.000	57	1	0	0	0	0	0	0	0	0	0	0	0	0	0	.000	.000	0
18	San Francisco	1.000	7	1	1	1	0	0	0	0	0	0	0	0	0	0	0	1.000	1.000	0
	Career Totals	.500	193	2	1	1	0	0	0	0	0	0	0	0	0	0	0	.500	.500	3

SINGLE-SEASON CAREER HIGH STREAKS

Scoreless Streak By Game: 19g, 7/4-8/14, 2016; **Scoreless Streak By Inning:** 17.0, 7/4-8/16, 2016;
Winning Streak: 3g (2x), 6/19-7/30, 2016 & 4/18-4/28, 2017; **Losing Streak:** 2g (2x), 5/16-8/22, 2019 & 9/26-10/1, 2022

SINGLE-GAME HIGH, STRIKEOUTS

Date (Innings)	Strikeouts
5/8/19 for Tor vs Min (2.0)	4
6/14/19 for Tor at Hou (2.0)	4
5/14/21 for Min vs Oak (2.0)	4



CASEY
LEGUMINA

@casey_legumina4

RHP

65

Age: 25 Ht.: 6-2 Wt.: 195 Bats: R Throws: R ML Service: 0.000

Born: 6/19/97 Birthplace: Dallas, TX Resides: Chandler, AZ

Acquired: From the Twins for IF Kyle Farmer, November 18, 2022.

Contract: Signed through the 2023 season and under team control through 2028.

CAREER HIGHLIGHTS

- Last name is pronounced leggoo-MEENA.
- Entered the 2023 season rated No. 29 on *Baseball America's* Reds Top 40 Prospects list.
- When traded to the Reds in November 2022 was rated the No. 26 prospect in the Twins' organization.
- Was drafted 3 times, by the Blue Jays out of high school in 2016 (25th round), by the Indians out of college in 2018 (35th round) and by the Twins in 2019 (8th round).
- Did not play in either of his first 2 professional seasons because of injury (2019) and COVID-19 (2020).
- On 8/1/19 had "Tommy John" surgery to repair the torn ulnar collateral ligament in his right elbow.
- His father, Gary, played in the Dodgers and Tigers organizations.

2022 SEASON

- At Class A Cedar Rapids and Class AA Wichita combined to finish 2-6, 4.80 with 3 saves and 92 strikeouts in just 86.1 innings over 16 starts and 17 relief apps.
- Missed half of July with a right elbow contusion.
- Recorded at least 1 strikeout in each of his first 32 apps, a streak snapped in his final game of the season.
- Was added to the Twins' 40-man roster on 11/15, just 3 days before he was traded to the Reds for IF Kyle Farmer.

PERSONAL: Attended Basha High School (Chandler, AZ), where he was his team's Most Valuable Player and Best Offensive Player and first-team All-District and All-Section at designated hitter...in 2016 was Perfect Game All-America honorable mention and first team All-West Region...made all-tournament teams at 17U Perfect Game World Series, PG Evoshield Upper Class & PG Evoshield Underclass...from 2017-2019 pitched for Gonzaga University...in 2018 was All-WCC first team and was included on the NCBWA Stopper of the Year watch list...in 2019 was named to the All-WCC pre-season team and *Collegiate Baseball's* pre-season second team...pitched in the 2016 West Coast Summer League for Wenatchee and in the prestigious 2018 Cape Cod League for Bourne.

LEGUMINA'S CAREER TRANSACTIONS

- Was selected by the Blue Jays in the 25th round of the June 2016 first-year player draft. Did not sign.
- Was selected by the Indians in the 35th round of the June 2018 first-year player draft. Did not sign.
- Was selected by the Twins in the eighth round of the June 2019 first-year player draft. Was signed by Kyle Blackwell.
- On Wichita's 7-day injured list with a right elbow contusion, July 1-15, 2022.
- Was acquired by the Reds for IF Kyle Farmer, November 18, 2022.

Career Pitching

Yr	Club	W-L	ERA	G	GS	CG	SHO	SV	IP	H	R	ER	HR	BB	SO	WP	BK
21	Cedar Rapids - A	0-0	5.79	1	1	0	0	0	4.2	6	3	3	0	2	7	0	0
	Fort Myers - A	4-2	3.02	14	8	0	0	0	44.2	31	15	15	4	14	56	3	0
22	Wichita - AA	2-5	4.93	30	13	0	0	3	73.0	78	43	40	11	32	76	1	0
	Cedar Rapids - A	0-1	4.05	3	3	0	0	0	13.1	10	6	6	0	4	16	0	0
Minor Totals		6-8	4.25	48	25	0	0	3	135.2	125	67	64	15	52	155	4	0



BEN
LIVELY

@BenLively19

RHP

59

Age: 31 **Ht.:** 6-4 **Wt.:** 235 **Bats:** R **Throws:** R **ML Service:** 0.159

Born: 3/5/92 **Birthplace:** Pensacola, FL **Resides:** Gulf Breeze, FL

Acquired: Was signed to a minor league contracts and invited to Major League spring training camp, January 6, 2022 and November 11, 2022.

Contract: Signed through the 2023 season and under team control through 2027.

Non-Roster

CAREER HIGHLIGHTS

- The 2023 season is his second back with the Reds following stints in the Phillies, Royals and Diamondbacks organizations.
- From 2019-2021 went 10-12, 4.14 in 36 starts for the Samsung Lions in South Korea's KBO League.
- Originally was selected by the Reds in the fourth round of the June 2013 first-year player draft...the next season received the Sheldon "Chief" Bender Award as the organization's minor league Player of the Year.
- Made the Opening Day roster for the Phillies in 2018.
- In 2017, his 10 quality starts for the Phillies tied for sixth-most among National League rookies.
- Made his Major League debut in a 5-3 Phillies win on 6/3/17 (7ip, 4h, 1er, 3bb, 0k)...became the first Phillies pitcher to pitch at least 7.0 innings in his first career appearance since Dave Downs did it on 9/2/72 and the first Phillies pitcher to throw at least 7.0 innings and earn the win in his Major League debut since Gavin Floyd did it on 9/3/2004 vs NYM.
- Became the first Phillies pitcher to record at least 7.0 innings while allowing 3 runs or fewer in each of his first 3 career apps since Bill Champion in 1969 and the first pitcher on any team to do it since NYY's Masahiro Tanaka in 2014.
- In a 3-2 loss at Wsh on 9/10/17 threw the Phillies' only complete game of that season...is his only career CG.
- In 2017 produced 8 RBI and 2 home runs (6/24 at Ari off Robbie Ray, 9/5 at NYM off Jacob deGrom)...became the first Phillies pitcher with 2 HR in a season since Cliff Lee in 2011 and the first rookie pitcher in the majors with a pair of homers since Ari's Micah Owings (4hr) and Mil's Yovani Gallardo (2hr) did it in 2007...his 8 RBI were the most by a pitcher in the majors since Owings had 15 RBI in 2007.
- In 2016 received the Paul Owens Award as the best pitcher in the Phillies' system...led all minor league pitchers in wins (18), tied for second in starts (28) and ranked fourth in innings pitched (170.2)...was the Phillies' Minor League Pitcher of the Month for April.
- Was an MiLB.com Organization All-Star for the Reds in 2014 and for the Phillies in 2016.
- In 2014 was a *Baseball America* high Class A All-Star, a mid-season California League All-Star for the Reds' Bakersfield affiliate and twice was CL Pitcher of the Week (4/15-4/21, 4/22-4/28).
- In 2013 for the Reds' rookie affiliate in Billings was a Pioneer League All-Star and PL Pitcher of the Week (8/12-8/19).
- Prior to the 2022 season, which he spent at Louisville, last pitched professionally in the United States on 8/2/19 for the Royals' Class AAA affiliate in Reno.
- Last pitched in the Major Leagues in 2019, when he made 1 appearance for the Royals, a 7-3 loss vs the Angels on 4/28 (1ip, 3h, 3er, 0bb, 1k, 3-run HR by Justin Bour).

**SHELDON "CHIEF" BENDER AWARD
REDS MINOR LEAGUE PLAYER OF THE YEAR**

2022	Elly De La Cruz, SS
2021	Jose Barrero, SS
2020	No minor league season
2019	Aristides Aquino, OF
2018	Ibandel Isabel, IF/OF
2017	Nick Senzel, 3B
2016	Aristides Aquino, OF
2015	Tyler Mahle, RHP
2014	Ben Lively, RHP
2013	Seth Mejias-Brean, 3B
2012	Billy Hamilton, SS
2011	Billy Hamilton, SS
2010	Devin Mesoraco, C
2009	Chris Heisey, OF
2008	Chris Valaika, SS
2007	Jay Bruce, OF
2006	Homer Bailey, RHP
2005	Chris Denorfia, OF
2004	Richie Gardner, RHP
2003	Stephen Smitherman, OF
2002	Brandon Larson, 3B
2001	Adam Dunn, OF
2000	Austin Kearns, OF

SINGLE-GAME HIGH, STRIKEOUTS

Date (Innings)	Strikeouts
8/26/17 for Phi vs Chc (5.0)	8

2022 SEASON

- Was a non-roster invitee to Major League spring training camp.
- Spent the season at Louisville and made his first professional apps in the United States since 8/2/19 for the Royals' Class AAA Reno affiliate.
- Tied for second on the Bats' staff with 18 starts.
- From 6/22-8/29 was on the 7-day injured list with a right flexor strain.
- Was Louisville's Opening Day starter and suffered the 3-2 loss vs St. Paul (5ip, 1h, 1er, 3bb, 4k)...became the first Bats Opening Day pitcher to throw at least 5.0 innings and allow no more than 1 earned run since Jeff Francis in 2014.
- Following the season became a free agent...on 11/11 was re-signed to a minor league contract with an invitation to 2023 Major League spring training camp.

COMPLETE GAMES (1)

Date/Opp	IP	H	ER	BB	SO	Result
9/10/17 at Wsh	8.0	6	3	1	7	L, 2-3

HOME RUNS AS A HITTER (2)

Date	Pitcher
9/5/17 for Phi at NYM Jacob deGrom
6/24/17 for Phi at Ari Robbie Ray

2014 SEASON

- Received the Sheldon "Chief" Bender Award as the Reds' Minor League Player of the Year.
- In 26 starts at Class A Bakersfield and Class AA Pensacola combined to finish 13-7, 3.04.
- With 171 strikeouts (151ip) led Reds minor leaguers and ranked T2nd among all minor league pitchers... among Reds farmhands also ranked second in ERA and third in wins.
- Began the season with Bakersfield, where he was a mid-season California League All-Star and 2-time CL Pitcher of the Week (4/15-4/21, 4/22, 4/28).
- Was promoted on 6/18 and finished the year with the Blue Wahoos.
- Entered the season rated the ninth-best prospect in the organization...following the season was rated the 20th-best prospect in the Southern League and 16th-best prospect in the California League.
- On New Year's Eve was traded to the Phillies for OF Marlon Byrd.

PERSONAL: In 2010 graduated from Gulf Breeze (FL) High School...attended the University of Central Florida, where he was a teammate of LHP Eric Skoglund...also pitched alongside Skoglund while both were with the Royals...while at UCF, produced the fourth-best career ERA in school history (3.06) and in both 2012 & 2013 was All-Conference USA second team.

LIVELY'S CAREER TRANSACTIONS

- Was selected by the Reds in the fourth round of the June 2013 first-year player draft. Was signed by Greg Zunino.
- Was acquired by the Phillies for OF Marlon Byrd, December 31, 2014.
- On 10-day disabled list with a lower back strain, April 27-May 8, 2018.
- Was claimed off waivers by the Royals, September 5, 2018.
- Was claimed off waivers by the Diamondbacks, June 22, 2019.
- Was released by the Diamondbacks, August 10, 2019.
- Was signed by the Reds to a minor league contract and invited to Major League spring training camp, January 6, 2022.
- On Louisville's 7-day injured list with a right flexor strain, June 22-August 29, 2022.
- Was re-signed by the Reds to a minor league contract and invited to 2023 Major League spring training camp, November 11, 2022.

Career Pitching

Yr	Club	W-L	ERA	G	GS	CG	SHO	SV	IP	H	R	ER	HR	BB	SO	WP	BK
13	Billings - R	0-3	0.73	12	12	0	0	0	37.0	21	7	3	0	12	49	0	0
	Dayton - A	0-1	2.25	1	1	0	0	0	4.0	2	2	1	0	1	7	1	0
14	Bakersfield - A	10-1	2.28	13	13	0	0	0	79.0	57	20	20	6	16	95	0	0
	Pensacola - AA	3-6	3.88	13	13	0	0	0	72.0	60	32	31	7	36	76	2	1
15	Reading - AA	8-7	4.13	25	25	1	0	0	143.2	160	69	66	14	45	111	2	0
16	Lehigh Valley - AAA	*11-5	3.06	19	19	1	1	0	117.2	83	45	40	10	27	90	0	1
	Reading - AA	7-0	1.87	9	9	0	0	0	53.0	35	11	11	1	15	49	0	0
17	Lehigh Valley - AAA	7-5	3.15	16	16	1	0	0	97.0	91	39	34	3	22	82	1	1
	Philadelphia	4-7	4.26	15	15	1	0	0	88.2	90	45	42	13	24	52	1	1
18	Lehigh Valley - AAA	3-2	2.42	11	8	0	0	0	52.0	37	15	14	3	15	47	1	0
	#Phillies West - R	0-0	0.00	1	1	0	0	0	1.0	0	0	0	0	0	2	0	0
	#Phillies East - R	0-0	0.00	2	0	0	0	0	3.0	1	0	0	0	1	4	1	0
	Philadelphia	0-2	6.85	5	5	0	0	0	23.2	34	18	18	4	10	22	0	0
	Kansas City	0-1	1.35	5	0	0	0	0	6.2	7	1	1	0	5	5	0	0
19	Reno - AAA	2-1	5.04	7	7	0	0	0	30.1	36	17	17	7	11	35	1	0
	Omaha - AAA	4-1	4.07	17	3	0	0	3	42.0	41	20	19	7	19	41	0	0
	Kansas City	0-0	27.00	1	0	0	0	0	1.0	3	3	3	1	0	1	0	0
	Samsung - KBO	4-4	3.95	9	9	1	1	0	57.0	51	26	25	4	13	58	0	0
20	Samsung - KBO	6-7	4.26	21	21	0	0	0	112.0	98	54	53	11	39	95	2	0
21	Samsung - KBO	0-1	4.05	6	6	0	0	0	33.1	23	16	15	4	13	38	0	0
22	Louisville - AAA	2-5	4.09	18	18	0	0	0	77.0	76	36	35	6	28	79	3	2
Majors Totals		4-10	4.80	26	20	1	0	0	120.0	134	67	64	18	39	80	1	1
KBO Totals		10-12	4.14	36	36	1	1	0	202.1	172	96	93	19	65	191	2	0
Minors Totals		57-37	3.24	164	145	3	1	3	808.2	700	313	291	64	248	767	12	5

Injury rehab while on Leigh Valley's roster, * Tied for league lead. In 2016 led the minor leagues in wins (18)

Career Hitting

Yr	Club	AVG	G	AB	R	H	2B	3B	HR	RBI	SH	SF	HB	BB	SO	SB	CS	OBP	SLG	E
17	Philadelphia	.231	15	26	2	6	0	0	2	8	0	0	0	0	9	0	0	.231	.462	2
18	Philadelphia	.000	6	7	0	0	0	0	0	0	0	0	0	2	0	0	0	.000	.000	0
Major Totals		.182	21	33	2	6	0	0	2	8	0	0	0	11	0	0	0	.182	.364	2

SINGLE-SEASON CAREER HIGH STREAKS

Scoreless Streak By Game: 3g, 9/20-9/30, 2018; **Scoreless Streak By Inning:** 11ip, 9/5-9/10, 2017;

Winning Streak: 2g, 8/31-9/5, 2017; **Losing Streak:** 4g, 6/8-8/26, 2017



NICK LODOLO

@nicklodolo

LHP

40

Age: 25 Ht.: 6-6 Wt.: 216 Bats: L Throws: L ML Service: 1.000

Born: 2/5/98 Birthplace: La Verne, CA Resides: Fort Worth, TX

Acquired: Was selected in the first round (7th overall) of the June 2019 first-year player draft. Was signed by Paul Scott.

Contract: Signed through the 2023 season and under team control through 2027.

CAREER HIGHLIGHTS

- Last name is pronounced luh-DOLE-oh.
- In his 2022 Major League debut season received 2 third-place votes in the BBWAA's Jackie Robinson Award voting for National League Rookie of the Year.
- Was selected by the Reds in the first round (7th overall) of the June 2019 first-year player draft... was signed by Paul Scott...was Texas Christian University's highest-ever baseball draft pick.
- Was the top pitching prospect in the 2019 draft, as rated by *Baseball America*, and was the first pitcher selected.
- Was the highest unsigned pick of the 2016 first-year player draft...the Pirates selected him 41st overall in that supplemental first round.
- Entered the 2022 season rated #36 on *Baseball America's* Top 100 Prospects List.
- Prior to the 2020-2022 seasons, twice was rated by *Baseball America* the third-best prospect in the Reds' organization (2020, 2022) and once was ranked seventh (2021).
- His curveball and control have been rated by *Baseball America* the best among Reds minor leaguers...his control was ranked the best in the organization prior to the 2021 and 2022 seasons.
- In 2021 was the AA South Pitcher of the Month for May and Pitcher of the Week for 5/16-5/22...was selected to participate in the SiriusXM All-Star Futures Game at Coors Field.
- Was a non-roster invitee to Major League spring training camp in 2020 and 2022...in 2021 was 1 of 18 players invited to early minor league spring training camp.

BBWAA'S 2022 JACKIE ROBINSON AWARD VOTING NATIONAL LEAGUE ROOKIE OF THE YEAR

Player	Club	1st	2nd	3rd	Pts
Michael Harris II	Braves	22	8		134
Spencer Strider	Braves	8	21		103
Brendan Donovan	Cardinals			22	22
Jake McCarthy	D-Backs			4	4
Alexis Diaz	Reds		1		3
Nick Lodolo	Reds			2	2
Oneil Cruz	Pirates			2	2

2022 SEASON

- In his Major League debut season received 2 third-place votes in the BBWAA's Jackie Robinson Award voting for National League Rookie of the Year.
- Ranked among the National League rookie pitching leaders in ERA (4th, 3.66), wins (T5th, 4), strikeouts (3rd, 131), starts (T3rd, 19), innings pitched (5th, 103.1), opponents' BA (4th, .235) and WHIP (3rd, 1.25).
- Led all Major League pitchers in hit batters (19), 4 shy of Jake Weimer's 1907 single-season franchise record.
- Went 1-2, 5.52 in his first 3 career starts, but then from 4/28-7/4 missed 69 days and 61 games while on the injured list with a lower right back strain...was transferred from the 15- to the 60-day injured list on 6/21, when IF Donovan Solano came off the 60-day IL.
- Following 4 rehabilitation starts from 6/13-6/29 at ACL Reds (1gs) and Louisville (3gs), came off the injured list on 7/5 and finished the season 3-5, 3.35 over 16 starts.
- In his last 9 starts of the season beginning 8/17 went 1-3, 2.75 (55.2ip, 35h, 17er, 15bb, 67k, 6hr, .182baa, 0.90whip)...the Reds went 3-6 in those 9 starts.
- Beginning 8/17, finished the season ranked among the National League leaders in that span in starts (T3rd), innings pitched (T5th), ERA (8th), strikeouts (7th), opponents' BA (4th) and WHIP (5th).
- On 9/9 at Mil (8ip, 0bb, 11k) and 9/14 vs Pit (6.1ip, 0bb, 11k) became only the second rookie since 1893, the year the pitching mound was moved to its current distance, to record in consecutive apps 0 walks and at least 11 strikeouts, joining Dwight Gooden (9/12 & 9/17, 1984, 16k vs Pit, 16k at Phi).

- Is only the third Reds rookie since 1900 to record in consecutive apps at least 11 strikeouts, joining Gary Nolan (6/1 & 6/7, 1967, 12k vs Cubs, 15k vs SF) and Bruce Berenyi (8/24 & 8/29, 1981, 12k vs NYM, 11k at NYM).
- Became the first Reds pitcher with at least 11 strikeouts in consecutive apps since Jose Rijo did it 8/6 & 8/11, 1994 (12k vs Atl, 12k vs LAD).
- On 8/11 started the 4-2 loss vs Cubs at the Field of Dreams game in Dyersville, Iowa.
- As one of the Reds' final roster moves of the spring, was reassigned to minor league camp the morning of Opening Day, when 28-man rosters were due, and was added to the Taxi Squad on the road trip to Atlanta.
- Was promoted on 4/13 to make his Major League debut in that afternoon's start vs the Guardians at Great American Ball Park.
- In the 7-3 loss on 4/13 vs Cle made his Major League debut at age 24 years, 67 days.
- Became the third Reds rookie pitcher to start in the team's first 6 games, joining LHP Reiver Sanmartin and RHP Hunter Greene...the starts by Greene and Lodolo also were Major League debuts.
- The Reds used as many as 3 rookie starting pitchers in the first 6 games of a season for only the second time in their history...the 1902 Reds staff used 3 rookie starting pitchers in their first 5 games, and 4 of their first 6 games that season were started by rookies (Bob Ewing 2 starts, Len Swormstedt, Martin Glendon).
- The 2022 Reds became the fourth team since 2000 to use 3 different starting rookie pitchers in the first 6 games of a season, joining the 2020 Royals (Brady Singer, Ronald Bolanos, Kyle Zimmer), 2018 Marlins (Caleb Smith, Dillon Peters, Trevor Richards) and 2009 Athletics (Trevor Cahill, Brett Anderson, Josh Outman)...courtesy @EliasSports.
- In the 4-1 win on 4/24 vs the Cardinals earned his first career victory in his third Major League start...beat Adam Wainwright, whose lifetime record in 429 career apps on that date fell to 186-107...Lodolo was caught by Mark Kolozsvary, who also made his first career start.
- In the 4-1 loss on 4/18 at SD, became the first Reds pitcher to record at least 8 strikeouts in his first or second career start since Luis Castillo had 9 strikeouts in his second career start (6/28/17 vs Mil).
- Was a non-roster invitee to Major League spring training camp.
- Entered the season rated #36 on *Baseball America's* Top 100 Prospects List...Reds farmhands IF/OF Jose Barrero was #33, RHP Hunter Greene was #35 and IF Ely De La Cruz was #77.

10-STRIKEOUT GAMES (2)	
Date (Innings)	Strikeouts
9/14/22 vs Pit (6.1)	11
9/9/22 at Mil (8.0)	11

2021 SEASON

- In 13 starts at Class AA Chattanooga and Class AAA Louisville combined to finish 2-2, 2.31 (50.2ip, 38h, 11bb, 78k, 3hr, 0.97whip, .207baa).
- While with the Lookouts was AA South Pitcher of the Month for May and Pitcher of the Week for 5/16-5/22.
- Pitched in Major League Baseball's SiriusXM All-Star Futures Game at Coors Field...threw a scoreless inning, including a strikeout of Top 10 prospect Julio Rodríguez.
- Following the season was rated #23 on *Baseball America's* prestigious Top 100 Prospects List...SS/OF Jose Barrero was at #21 and RHP Hunter Greene at #41.
- Spent time on the 7-day injured lists at Chattanooga in June & July (blister, left index finger) and at Louisville in August & September (left shoulder strain)...made his final appearance of the season on 8/22.
- Began the season at Chattanooga...on 8/3 was promoted to Louisville.
- Was 1 of 18 players invited to early minor league spring training camp.

2020 SEASON

- Spent the season at the alternate training site in nearby Mason as part of the Reds' 60-player pool roster.
- Entered the season rated by both MiLB.com and *Baseball America* the third-best prospect in the organization.
- Also entered the season rated No. 77 on *Baseball America's* prestigious Top 100 prospects list...RHP Hunter Greene (No. 76) was the only other Reds minor leaguer on that Top 100 list.

2019 SEASON

- In his first professional season went 0-1, 2.45 in 8 starts for Rookie Billings and Class A Dayton.
- In 18.1 innings recorded 30 strikeouts without issuing a walk.
- Didn't pitch after 7/30, when his 121.1 innings total for the summer included his collegiate season at Texas Christian University.

PERSONAL: Graduated from Damien High School in La Verne, CA, the same school attended by Mark McGwire, rock guitarist Buckethead and former Reds pitcher Frank Pastore...as a junior at Texas Christian University in 2019 was named second team All-American and first team All-Big 12...in 16 starts for the Horned Frogs that year produced a 2.36 ERA with 131 strikeouts over 103 innings, held opponents to a .203 batting average and posted a WHIP of just 0.98...at TCU was a teammate of LHP Brandon Williamson, who also was drafted in June 2019 and was acquired by the Reds in the 6-player trade in March 2022 that sent 3B Eugenio Suárez and OF Jesse Winker to the Mariners.

LODOLO'S CAREER TRANSACTIONS

- Was selected by the Pirates in the supplemental first round (41st overall) of the June 2016 first-year player draft. Did not sign.
- Was selected by the Reds in the first round (7th overall) of the June 2019 first-year player draft. Was signed by Paul Scott.
- On Chattanooga's 7-day injured list with a blister on his left index finger, June 15-July 5, 2021.
- On Louisville's 7-day injured list with a left shoulder strain, August 26-remainder of the season, 2021.
- On 15-day injured list with a lower right back strain, April 28-July 4, 2022; was transferred to the 60-day injured list, June 21; included rehabilitation assignments at ACL Reds, June 13-17 and at Louisville, June 18-July 4.

Career Pitching

Yr	Club	W-L	ERA	G	GS	CG	SHO	SV	IP	H	R	ER	HR	BB	SO	WP	BK
19	Billings - R	0-1	2.38	6	6	0	0	0	11.1	12	5	3	1	0	21	0	0
	Dayton - A	0-0	2.57	2	2	0	0	0	7.0	6	2	2	0	0	9	0	0
21	Chattanooga - AA	2-1	1.84	10	10	0	0	0	44.0	31	9	9	1	9	68	4	0
	Louisville - AAA	0-1	5.40	3	3	0	0	0	6.2	7	4	4	2	2	10	0	0
22	Cincinnati	4-7	3.66	19	19	0	0	0	103.1	90	44	42	13	39	131	6	0
	#ACL Reds - R	0-0	4.50	1	1	0	0	0	2.0	4	1	1	0	1	2	0	0
	#Louisville - AAA	0-0	2.53	3	3	0	0	0	10.2	12	3	3	0	2	16	0	0
Major Totals		4-7	3.66	19	19	0	0	0	103.1	90	44	42	13	39	131	6	0
Minor Totals		2-3	2.42	25	25	0	0	0	81.2	72	24	22	4	14	126	4	0

Injury rehab, In 2002 led all Major League pitchers with 19 HBP

SINGLE-SEASON CAREER HIGH STREAKS

Scoreless Streak By Game: 1g, several; **Scoreless Streak By Inning:** 12.2, 8/11-8/23, 2022;

Winning Streak: 2g, 4/24-7/10, 2022; **Losing Streak:** 2g (3x), Last: 9/14-9/20, 2022



ALEJO LOPEZ

@alejo_lopez9

INF / OF
35

Age: 26 **Ht.:** 5-10 **Wt.:** 170 **Bats:** S **Throws:** R **ML Service:** 0.140

Born: 5/5/96 **Birthplace:** Mexico City, MX **Resides:** Peoria, AZ

Acquired: Was selected by the Reds in the 27th round of the June 2015 first-year player draft. Was signed by Dan Cholowsky.

Contract: Was designated for assignment when the Reds acquired from the Guardians OF Will Benson, February 8, 2023. Cleared waivers and was outrighted to Louisville, February 14, 2023.

Non-Roster

CAREER HIGHLIGHTS

- First name pronounced uh-LAY-hoe...no accent marks.
- Has been rated by *Baseball America* the organization's best hitter for average and hitter with the best strike zone discipline.
- In 2021 was the Reds' Minor League Hitter of the Year.
- In 3 straight minor league seasons was an MiLB.com Reds Organization All-Star (2018, 2019, 2021).
- In 2019 was a mid-season Florida State League All-Star...ranked among FSL leaders in hits (2nd) and runs (4th) and ranked among all Reds farmhands in hits (2nd), plate apps (2nd), runs (4th) and games (6th).
- In 2017 led the Pioneer League in sacrifice flies and ranked among the leaders in games (T2nd) and triples (T2nd)...struck out once every 9.61 plate apps, third-best ratio in the PL...reached base safely in 24 straight apps from 7/17-8/16.
- In 2016, struck out once every 12.05 plate apps, second-best ratio in the Pioneer League.
- Following each of the 2019-2021 regular seasons played in the Mexican Winter League (.111g, .267, 11 2b, 1 3b, 5hr, 51rbi, 9sb)...played for Monterrey in 2019 and 2020 and for Caneros de los Mochis in 2021.
- While in minor league camp during the 2019, 2020 and 2021 Cactus League seasons made 18 apps for the Reds in spring training exhibition "A" games (5-18, .278, 1rbi, 2bb, 4k, 2r, .628ops).
- For the Reds, wore uniform #28 in 2021 and #35 in 2022.

1ST CAREER HIT ON 1ST PITCH SEEN, RECENT REDS

Alejo Lopez	6/28/21 vs Phi	1B off Bailey Falter
Rookie Davis	...	4/6/17 vs Phi	2B off Clay Buchholz
D. Mesoraco	9/3/11 at StL	2B off Mitchell Boggs
Chris Valaika	...	8/24/10 at SF	..	1B off Santiago Casilla
Ryan Hanigan	..	9/9/07 vs Mil	2B off Ben Sheets

2022 SEASON

- In his 4 stints with the Reds made 22 starts at 2B, 4 starts at 3B, 7 starts at DH and his only career start in LF (9/23 vs Mil).
- Made his first 2 career apps in RF (5/4 at Mil, 8/31 vs StL).
- In 29 apps and 19 starts after his 8/9 promotion hit .274 (3 2b, 1 3b, 1hr, 9rbi)...was the longest of his 4 stints on the Reds' roster.
- From 9/12-9/24 did not strike out in 27 consecutive plate apps...was the third-longest active streak in the Major Leagues when snapped.
- In the ninth inning of the 11-4 loss on 8/16 vs Phi came off the bench to make the first pitching appearance of his Major League career...on just 3 pitches retired both batters faced (Bryson Stott P5, Rhys Hoskins FC/6-4).
- Also pitched in the 13-4 loss on 8/29 vs StL and 10-2 loss on 9/24 vs Mil.
- In the 7-6 loss on 9/11 at Mil, in a start at DH produced an RBI-double and his first Major League home run (2-run off Peter Strzelecki)...his 3 RBI and 3 runs scored were career highs.
- While with Louisville, on 6/26 vs Iowa hit a grand slam off Ben Leeper.
- Was rated by *Baseball America* the organization's best hitter for average and batter with the best strike zone discipline.
- Was designated for assignment on 2/8/23, when the Reds acquired from the Guardians OF Will Benson for minor league OF Justin Boyd and a player to be named or cash.
- On 2/14 cleared waivers, was outrighted to Louisville and was invited to 2023 Major League spring training camp.

2021 SEASON

- Was the Reds' Minor League Hitter of the Year and an MiLB.com Organization All-Star.
- Was the fifth of 9 Reds players to make Major League debuts in 2021 (2B Jonathan India, RHP Ryan Hendrix, RHP Vladimir Gutierrez, RHP Tony Santillan, OF TJ Friedl, RHP Dauri Moreta, LHP Reiver Sanmartin, RHP Riley O'Brien).
- Made 14 apps and 3 starts during 3 stints with the Reds (9g from 6/28-7/17, 2g as PH from 7/23-7/25 vs StL, 3g from 9/1-9/3).
- Made his first 2 starts for the Reds at 3B (6/30 & 7/1 vs SD) and his third and final start at 2B (7/5 at KC).
- For games on 8/15 and 8/16 at Phi was on the Taxi Squad in response to an injury to Jesse Winker...was his only stint on the Taxi Squad.
- Began the season at Chattanooga and hit .362 in 25 apps before he was promoted to Louisville on 6/2...for the Bats hit .358 in 24 apps before his 6/28 promotion to the Reds...for the season at Louisville hit .303 in 67 apps while playing 2B (23gs), 3B (29gs) and LF (10gs).
- Was promoted from Louisville the first time on 6/28, when OF Scott Heineman was designated for assignment, and made his Major League debut in that night's 12-4 win vs Phi...with 1 out in the seventh inning singled on the first pitch from Bailey Falter and ignited the Reds' 4-run inning that featured Nick Castellanos' sixth career grand slam.
- Became the first Reds batter to record his first Major League hit on the first pitch of his first plate appearance since pitcher Rookie Davis doubled off Clay Buchholz on 4/6/17 vs Phi.
- When promoted the first time, on 6/28, led the minor leagues in hits (72, .360ba)...his 13-game hitting streak was the longest active streak in Class AAA when snapped 2 days before his promotion.
- In the 5-4 win on 7/1 vs SD became the first Reds batter with 4 hits in a game within his first 4 Major League apps since Jay Bruce went 4-for-5 on 5/30/08 vs Atl.
- In the ninth inning of the 7-6 walkoff loss on 7/6 at KC, entered the game for Shogo Akiyama and was credited with playing CF as part of a 5-man infield...following the second out, played second base after Mike Freeman moved to CF.
- Participated in early minor league spring training camp that coincided with 2021 Major League camp...for the Reds appeared in 10 "A" games, including 1 start (2-9, .222, 1bb, 2k, 1r, 6g in LF, 3g/1gs at 3B, 1g at 2B).
- Following the season played for los Mochis in the Mexican Winter League (35g, .235, 2 2b, 1 3b, 2hr, 19rbi, 22bb, 18k, .357obp).

2020 SEASON

- Was not on the Reds' 60-player pool Summer Camp roster.
- During the Goodyear portion of spring training appeared in 6 Cactus League exhibition games for the Reds (3-6, .500, 1rbi, 1.071ops).
- Following the season played for Monterrey in the Mexican Winter League (49g, .286, 9 2b, 2hr, 22rbi, 6sb).

PERSONAL: Graduated from Greenway High School in Phoenix, the same high school attended by former Angels outfielder Tim Salmon...committed to play for Arizona State University before he was drafted in 2015... follow on Twitter @alejo_lopez9.

REDS POSITION PLAYERS TO PITCH, MOST RECENT

Alejo Lopez	9/24/22 vs Mil (10-2 loss)
Alejo Lopez	8/29/22 vs StL (13-4 loss)
Alejo Lopez	8/16/22 vs Phi (11-4 loss)
Max Schrock	6/30/22 at Chc (15-7 loss)
Matt Reynolds	5/24/22 vs Chc (11-4 loss)
Matt Reynolds	5/4/22 at Mil (18-4 loss)
Max Schrock	9/3/21 vs Det (15-5 loss)
Mike Freeman	6/1/21 vs Phi (17-3 loss)
Alex Blandino	6/1/21 vs Phi (17-3 loss)
Max Schrock	5/20/21 vs SF (19-4 loss)
Alex Blandino	5/20/21 vs SF (19-4 loss)
Alex Blandino	5/4/21 vs WSox (9-0 loss)
Alex Blandino	4/28/21 at LAD (8-0 loss)
Matt Davidson	9/1/20 vs StL (16-2 loss)
Matt Davidson	8/30/20 vs Chc (10-1 loss)
Matt Davidson	8/6/20 at Cle (13-0 loss)
José Peraza	8/16/19 vs StL (13-4 loss)
Kyle Farmer	8/8/19 vs ChC (12-5 loss)
José Peraza	7/30/19 vs Pit (11-4 loss)
Brandon Dixon	8/31/18 at StL (12-5 loss)
Brandon Dixon	8/13/18 vs Cle (10-3 loss)
Phillip Ervin	8/8/18 at NYM (8-0 loss)
Alex Blandino	7/11/18 at Cle (19-4 loss)
Cliff Pennington	4/12/18 vs StL (13-4 loss)
Scooter Gennett	8/14/17 at Chc (15-5 loss)
Tyler Holt	8/22/16 vs LAD (18-9 loss)
Skip Schumaker	8/21/14 vs Atl (8-0 loss)
Paul Janish	7/6/09 at Phi (22-1 loss)
Paul Janish	5/6/09 vs Mil (15-3 loss)

LOPEZ' CAREER PITCHING APPEARANCES

Date / Opponent	Game	Score	Dec	IP	H	R	ER	BB	SO	HR	TP
8/16/22 for Cin vs Phi	115	L, 4-11	-	0.2	0	0	0	0	0	0	3
8/29/22 for Cin vs StL	127	L, 4-13	-	1.0	1	1	1	0	0	* 1	9
9/24/22 for Cin vs Mil	152	L, 2-10	-	1.0	1	1	1	0	0	^ 1	14
Career Totals, 3 games (0-0, 6.75)				2.2	2	2	2	0	0	2	26

* Corey Dickerson HR, ^ Rowdy Tellez HR

LOPEZ' CAREER TRANSACTIONS

- Was selected by the Reds in the 27th round of the June 2015 first-year player draft. Was signed by Dan Cholowsky.
- Was designated for assignment when the Reds acquired from the Guardians OF Will Benson for minor leaguer OF Justin Boyd and a player to be named or cash, February 8, 2023.
- Cleared waivers, was outrighted to Louisville and was invited to Major League spring training camp, February 14, 2023.

CAREER FIELDING

Pos.	Pct.	G	PO	A	E	TC	DP	PB
2B	.978	36	36	51	2	89	13	-
3B	.952	11	4	16	1	21	1	-
CF	----	1	0	0	0	0	0	-
LF	1.000	6	8	0	0	8	0	-
RF	1.000	2	1	0	0	1	0	-
P	----	3	0	0	0	0	0	-

Only career appearance in CF on 7/26/21 at KC
Only career apps in RF on 5/4/22 at Mil & 8/31/22 vs StL

Career Hitting

Yr	Club	AVG	G	AB	R	H	2B	3B	HR	RBI	SH	SF	HB	BB	SO	SB	CS	OBP	SLG	E
15	AZL Reds - R	.419	12	31	3	13	2	0	0	5	0	0	2	5	0	2	2	.526	.484	3
16	Billings - R	.273	57	205	36	56	6	1	1	29	1	1	1	21	19	11	3	.342	.327	8
17	Billings - R	.300	67	220	49	66	10	6	4	33	6	*7	6	30	28	11	4	.388	.455	8
18	Dayton - A	.321	65	234	29	75	16	2	0	17	1	3	4	18	31	7	6	.375	.406	6
19	Daytona - A	.287	124	481	67	138	17	3	2	50	1	5	14	38	80	9	6	.353	.347	8
21	Chattanooga - AA	.362	25	105	18	38	9	0	0	13	0	0	2	12	11	3	1	.437	.448	1
	Louisville - AAA	.303	67	251	54	76	18	0	6	31	0	3	3	33	21	6	2	.386	.446	2
	Cincinnati	.261	14	23	3	6	0	0	0	0	0	0	0	0	5	0	0	.261	.261	1
22	Louisville - AAA	.256	46	160	14	41	8	0	3	22	0	3	2	17	21	2	0	.330	.363	3
	Cincinnati	.262	61	145	15	38	5	1	1	10	0	2	9	21	3	1	.314	.331	2	
	Major Totals	.262	75	168	18	44	5	1	10	0	0	2	9	26	3	1	.307	.321	3	
	Minor Totals	.298	463	1687	270	503	86	12	16	200	9	22	34	174	211	51	24	.371	.392	39

* Led Pioneer League

Career Pitching

Yr	Club	W-L	ERA	G	GS	CG	SHO	SV	IP	H	R	ER	HR	BB	SO	WP	BK
22	Cincinnati	0-0	6.75	*3	0	0	0	0	2.2	2	2	2	2	0	0	0	0

* Major League pitching apps on 8/16/22 vs Phi, 8/29/22 vs StL, 9/24/22 vs Mil

SINGLE-SEASON CAREER HIGH STREAKS

Hitting Streak: 4g, 8/24-8/30, 2022; **Hitless Streak:** 13ab, 9/24-10/1, 2022



LUKE MAILE

C
22

Age: 32 **Ht.:** 6-3 **Wt.:** 225 **Bats:** R **Throws:** R **ML Service:** 5.148

Born: 2/6/91 **Birthplace:** Edgewood, KY **Resides:** Palm Harbor, FL

Acquired: Was signed to a 1-year contract through the 2023 season, November 28, 2022.

Contract: Signed through the 2023 season and under team control through 2023.

CAREER HIGHLIGHTS

- Last name is pronounced MAY-lee.
- Graduated from Covington Catholic High School in Park Hills, KY, across the river 3 miles from downtown Cincinnati.
- After his senior baseball season at CCHS was named the state of Kentucky's Gatorade Player of the Year.
- As a junior at the University of Kentucky was All-SEC second team and a semifinalist for the Dick Howser Trophy and USA Baseball Golden Spikes Award.
- While with the Pirates missed the 2020 COVID-19 season with a fractured right index finger after he was hit by a Geoff Hartlieb pitch during a summer camp intra-squad game...had surgery on 7/17, the day after he was injured.
- Made his Major League debut as a pinch hitter on 9/1/15 for TB at Bal, flied out.
- On 9/12/15 for TB vs Bos produced a pinch-hit, RBI-double off Rick Porcello for his first career hit.
- In 2018 was voted the Blue Jays' Most Improved Player.
- In 2014 was a mid-season Southern League All-Star.
- In 2013 was a mid- and post-season Midwest League All-Star and was rated by *Baseball America* the best defensive catcher in the MWL.
- Has played at least 1 game in every current Major League ballpark except Cin's Great American Ball Park and Ari's Chase Field.

MULTI-HOMER GAMES (1)

Date	Pitchers
5/11/18 for Tor vs Bos	Sale, *Johnson
* 2-run walkoff HR (5-3 win in 12 innings)	

WALKOFF HOME RUNS (1)

Date (Inning)	Pitcher
5/11/18 for Tor vs Bos (12)	Brian Johnson

2022 SEASON

- Was signed by the Guardians during spring training and over 76 apps and 55 starts caught 513.1 innings, second-most on the team behind Austin Hedges' 839.2 innings (105g, 97gs).
- Began the regular season on the 10-day injured list and missed most of April with a left hamstring strain suffered in his third start of spring training, on 3/23.
- In 5 Postseason apps went 1-for-3 with a walk...appeared in 1 game vs the Rays in the American League Wild Card Series and 4 games vs the Yankees in the AL Division Series.
- On 11/18 was not tendered a contract for the 2023 season...10 days later was signed by the Reds to a 1-year contract through the 2023 season.

PERSONAL: Played baseball, basketball and golf at nearby Covington Catholic High School (Park Hills, KY), where after his senior baseball season he was named Kentucky's Gatorade Player of the Year...attended the University of Kentucky, where as a junior in 2012 he was All-SEC second team and a semifinalist for the Dick Howser Trophy and USA Baseball Golden Spikes Award...his father, Rich, played football at the University of Dayton and the University of Kentucky...his grandfather, Dick, was All-America in basketball at LSU....lists the Reds as his favorite childhood team.

MAILE'S CAREER PITCHING APPEARANCES

Date / Opponent	Game	Score	Dec	IP	H	R	ER	BB	SO	HR	TP
5/5/19 for Tor at Tex	-	L, 2-10	-	1.0	0	0	0	0	1	0	15
5/25/19 for Tor vs SD	-	L, 4-19	-	1.0	1	0	0	0	2	0	18
9/6/21 for Mil vs Phi	-	L, 0-12	-	1.0	2	1	1	0	0	* 1	20
Career Totals, 3 games (0-0, 3.00)				3.0	3	1	1	0	3	1	53

* Brad Miller solo HR

MAILE'S CAREER TRANSACTIONS

- Was selected by the Red Sox in the 43rd round of the June 2009 first-year player draft. Did not sign.
- Was selected by the Rays in the eighth round (272nd overall) of the June 2012 first-year player draft.
- Was claimed off waivers by Blue Jays, April 6, 2017.
- On Blue Jays' 15-day injured list with right knee inflammation, July 4-August 31, 2017; included rehabilitation assignments at Dunedin, August 17-24 and at Buffalo, August 25-31.
- On Blue Jays' 15-day injured list with a left oblique strain, July 24-September 13, 2019.
- Was signed by the Pirates to a 1-year contract through the 2020 season, December 16, 2019.
- On Pirates' 60-day injured list with a fractured right index finger, July 23-remainder of the season, 2020.
- Was signed by the Brewers to a 1-year contract through the 2021 season, December 8, 2020.
- On Nashville's 7-day injured list with a right hamstring strain, June 24-July 15, 2021.
- Was signed by the Guardians to a 1-year contract through the 2022 season, March 14, 2022.
- On Guardians' 10-day injured list with a left hamstring strain, April 4-24, 2022; included a rehabilitation assignment at Columbus, April 15-24.
- Was signed by the Reds to a 1-year contract through the 2023 season, November 28, 2022.

CAREER FIELDING									
Pos.	Pct.	G	PO	A	E	TC	DP	PB	
C	.992	296	2064	146	17	2227	12	18	
1B	1.000	4	12	1	0	13	1	-	
P	---	3	0	0	0	0	0	-	

Career Hitting

Yr	Club	AVG	G	AB	R	H	2B	3B	HR	RBI	SH	SF	HB	BB	SO	SB	CS	OBP	SLG	E	
12	Hudson Valley - A	.278	61	216	30	60	10	3	3	41	0	1	4	31	36	3	1	.377	.394	3	
13	Bowling Green - A	.283	95	361	45	102	25	3	4	49	0	5	0	41	54	8	2	.351	.402	5	
14	Montgomery - AA	.265	97	351	43	93	19	4	5	37	0	2	5	35	76	1	1	.338	.385	3	
15	Durham - AAA	.207	89	294	38	61	9	1	5	29	1	3	4	35	50	1	1	.298	.296	7	
	Tampa Bay	.171	15	35	2	6	3	0	0	2	0	0	0	0	8	0	0	.171	.257	0	
16	Durham - AAA	.242	58	194	13	47	13	0	2	12	1	0	3	16	36	0	1	.310	.340	3	
	Tampa Bay	.227	42	119	10	27	7	0	3	15	3	0	0	4	36	0	0	.252	.361	3	
17	Buffalo - AAA	.167	16	54	5	9	0	0	0	1	0	0	0	4	12	0	0	.224	.167	0	
	#Dunedin - A	.176	5	17	1	3	0	0	0	2	0	0	0	0	1	0	0	.176	.176	1	
	Toronto	.146	46	130	10	19	5	0	2	7	0	1	2	3	35	1	0	.176	.231	4	
18	Toronto	.248	68	202	22	50	13	1	3	27	0	2	2	25	67	2	0	.333	.366	6	
19	Toronto	.151	45	119	9	18	2	1	2	9	2	0	0	8	33	1	0	.205	.235	4	
21	Nashville - AAA	.225	46	129	17	29	9	0	1	15	1	0	3	22	50	2	0	.351	.318	3	
	Milwaukee	.300	15	30	6	9	4	0	0	3	0	0	1	3	7	0	0	.382	.433	0	
22	Cleveland	.221	76	181	19	40	10	0	3	17	0	3	3	19	54	0	0	.301	.326	0	
	#Columbus - AAA	.563	6	16	6	9	2	0	2	6	0	0	0	4	3	0	0	.650	1.063	0	
Major Totals		.207	307	816	78	169	44	2	13	80	5	6	8	62	240	4	0	.268	.314	17	
Minor Totals		.253	473	1632	198	413	87	11	22	192	3	11	19	188	318	15	6	.335	.360	25	
# Injury rehab																					

Career Pitching

Yr	Club	W-L	ERA	G	GS	CG	SHO	SV	IP	H	R	ER	HR	BB	SO	WP	BK
19	Toronto	0-0	0.00	2	0	0	0	0	2.0	1	0	0	0	0	3	0	0
21	Milwaukee	0-0	9.00	1	0	0	0	0	1.0	2	1	1	1	0	0	0	0
Major Totals		0-0	3.00	3	0	0	0	0	3.0	3	1	1	*1	0	3	0	0

* 9/6/21 for Mil vs Phi, Brad Miller solo HR

Wild Card Series Record

Yr	Club, Opponent	AVG	G	AB	R	H	2B	3B	HR	RBI	SH	SF	HB	BB	SO	SB	CS	OBP	SLG	E
22	Cle vs TB	.000	1	0	0	0	0	0	0	0	0	0	0	1	0	0	0	1.000	.000	0

Division Series Record

Yr	Club, Opponent	AVG	G	AB	R	H	2B	3B	HR	RBI	SH	SF	HB	BB	SO	SB	CS	OBP	SLG	E
21	Mil vs Atl	.000	2	2	0	0	0	0	0	0	0	0	0	0	1	0	0	.000	.000	0
22	Cle vs NYY	.333	4	3	0	1	0	0	0	0	0	0	0	0	0	0	0	.333	.333	0
Division Series Totals		.200	6	5	0	1	0	0	0	0	0	0	0	0	1	0	0	.200	.200	0

SINGLE-SEASON CAREER HIGH STREAKS

Hitting Streak: 7g (2x), 3/31-4/19, 2018 & 7/30-8/15, 2022; **Hitless Streak:** 22ab (2x), Last: 4/15-5/7, 2019



NOELVI
MARTE

@MarteNoelvi

INF

68

Age: 21 Ht.: 6-0 Wt.: 216 Bats: R Throws: R ML Service: 0.000

Born: 10/16/01 Birthplace: Angelina Cotui, DR Resides: Sanchez Ramirez, DR

Acquired: From the Mariners, along with IF Edwin Arroyo, RHP Levi Stoudt and RHP Andrew Moore, for RHP Luis Castillo, July 29, 2022.

Contract: Signed through the 2023 season and under team control through 2028.

CAREER HIGHLIGHTS

- Is rated by *Baseball America* the organization's second-best prospect and No. 63 on its Top 100 Prospects list...is No. 29 on MLB Pipeline's Top 100 list.
- When acquired by Cin in July 2022 was rated by both MLB Pipeline and *Baseball America* the Mariners' No. 1 prospect and 18th-best prospect in baseball.
- Was selected to play in the Arizona Fall League's 2022 Fall Stars Game.
- In 2022 was Northwest League Player of the Week for 7/4-7/10.
- In 2021 was an MiLB.com Mariners Organization All-Star, a California League All-Star and California League Player of the Week for 8/1-8/7.
- In 2021 led all Mariners minor leaguers in runs scored and tied for the lead in hits.
- Spent the 2020 season at the Mariners' Alternate Site in Tacoma.
- In 2019 was the Dominican Summer League Mariners' Offensive Player of the Year, a mid- and post-season DSL All-Star and a *Baseball America* post-season Dominican Summer League All-Star.

2022 SEASON

- In 115 apps for the Class A+ affiliates of the Mariners (Everett) and Reds (Dayton) combined to hit .279 with 23 doubles, 19 HR, 68 RBI, 23 stolen bases and an .829 OPS.
- Among all Class A+ players ranked fourth with 205 total bases.
- Entered the season as the fifth-youngest player in the Northwest League.
- The Mariners' No. 1 prospect was a non-roster invitee to Major League spring training camp.
- Entered the season rated baseball's No. 18 prospect by *Baseball America*, No. 15 by *Baseball Prospectus* and No. 11 by MLB Pipeline.
- Following the season played for Glendale in the prestigious Arizona Fall League (21g, .211, 1 2b, 2hr, 10rbi, 1sb)...along with OF Rece Hinds, was selected to play in the Fall Stars Game.
- Was added to the 40-man roster at the 11/15 restricted list deadline, along with IF Elly De La Cruz, RHP Ricky Karcher, RHP Lyon Richardson, RHP Levi Stoudt and RHP Brandon Williamson.

**BASEBALL AMERICA'S
TOP 10 REDS PROSPECTS**

1. Elly De La Cruz, IF
2. **Noelvi Marte, IF**
3. Edwin Arroyo, IF
4. Cam Collier, IF
5. . C. Encarnacion-Strand, IF
6. Chase Petty, RHP
7. Spencer Steer, IF
8. Sal Stewart, IF
9. Connor Phillips, RHP
10. . Brandon Williamson, LHP

**MLB PIPELINE'S
TOP 100 PROSPECTS**

10. Elly De La Cruz, IF
29. **Noelvi Marte, IF**
44. Edwin Arroyo, IF
69. Cam Collier, IF

MARTE'S CAREER TRANSACTIONS

- Was signed by the Mariners as a non-drafted free agent, July 2, 2018. Was signed by Eddy Toledo and Tim Kissner.
- Was acquired by the Reds, along with IF Edwin Arroyo, RHP Levi Stoudt and RHP Andrew Moore, for RHP Luis Castillo, July 29, 2022.

Career Hitting

Yr	Club	AVG	G	AB	R	H	2B	3B	HR	RBI	SH	SF	HB	BB	SO	SB	CS	OBP	SLG	E
19	DSL Mariners - R	.309	65	262	56	81	18	4	9	*54	0	7	1	29	55	17	7	.371	.511	30
21	Modesto - A	.271	99	413	87	112	24	2	17	69	0	1	6	58	106	23	7	.368	.462	29
	Everett - A	.290	8	31	4	9	4	0	0	2	0	0	2	11	1	0	.333	.419	1	
22	Everett - A	.275	85	342	62	94	19	0	15	55	0	3	7	42	84	13	6	.363	.462	24
	Dayton - A	.292	30	106	12	31	4	0	4	13	0	1	2	17	23	10	3	.397	.443	2
Minor Totals		.283	287	1154	221	327	69	6	45	193	0	12	16	148	279	64	23	.369	.471	86

* In 2019 led Dominican Summer League in RBI (54) and tied for DSL lead in total bases (134)



RICHIE MARTIN

@richiemartinjr

INF

76

Age: 28 Ht.: 6-0 Wt.: 190 Bats: R Throws: R ML Service: 2.138

Born: 12/22/94 Birthplace: Detroit, MI Resides: Tampa, FL

Acquired: Was signed to a minor league contract and invited to 2023 Major League spring training camp, January 17, 2023.

Contract: Signed through the 2023 season and under team control through 2028.

Non-Roster

CAREER HIGHLIGHTS

- Was selected by the Athletics in the first round (20th overall) of the June 2015 first-year player draft.
- Was selected by the Orioles in the December 2018 Rule 5 Draft and spent the entirety of the 2019 season on the Major League roster...made 120 Major League apps, which remains his single-season career high.
- His 89 starts at shortstop during the 2019 season was the third-highest total by an Orioles rookie at that position (Cal Ripken Jr., 91 starts in 1982 & Ron Hansen, 149 starts in 1960).
- Missed the 2020 COVID-19 season with a fractured right wrist suffered during summer camp.
- On 5/22/19 vs NYY hit his first Major League home run (off CC Sabathia).
- In 2018 was an MiLB.com Athletics Organization All-Star and a mid-season Texas League All-Star.
- Was Midwest League Player of the Week for 8/19-8/25, 2018.
- His 8 triples in 2018 tied teammate Eli White for the most in the Texas League.
- In 2015 recorded at least 2 hits in each of his first 4 professional games.
- Is the grandson of Walter "Bancy" Thomas, who played in the Negro Leagues and was teammates with Jackie Robinson and Satchel Paige on the 1945 Kansas City Monarchs.

2022 SEASON

- Spent most of the season at Class AAA Norfolk but from 6/11-7/3 made all 13 of his apps for the Orioles.
- For the O's played 2B (10g, 7gs) and SS (2gs).
- On 9/1 was designated for assignment...2 days later cleared waivers and was outrighted to Norfolk.
- Following the season elected free agency.
- On 1/17/23 was signed by the Reds to a minor league contract and invited to 2023 Major League spring training camp.

PERSONAL: Majored in civil engineering at the University of Florida...follow on Twitter @richiemartinjr.

MARTIN'S CAREER TRANSACTIONS

- Was selected by the Mariners in the 38th round of the June 2012 first-year player draft. Did not sign.
- Was selected by the Athletics in the first round (20th overall) of the June 2015 first-year player draft. Was signed by Trefor Schaffer.
- On Midland's 7-day disabled list, May 31-June 15, 2015.
- On Stockton's 7-day disabled list, August 31-remainder of the season, 2017.
- Was selected by the Orioles in the Major League phase of the December 2018 Rule 5 Draft.
- On Baltimore's 60-day injured list with a right wrist fracture, July 14-remainder of the season, 2020.
- On Norfolk's 7-day injured list, May 19-30, 2021.
- On Baltimore's 60-day injured list with a left wrist fracture, May 31-August 1, 2021; included rehabilitation assignments at FCL Orioles, July 27-28 and at Bowie, July 29-August 1.
- Was signed by the Reds to a minor league contract and invited to Major League spring training camp, January 17, 2023.

		CAREER FIELDING						
Pos.	Pct.	G	PO	A	E	TC	DP	PB
SS	.965	156	157	310	17	484	57	-
2B	.963	10	9	17	1	27	2	-

Career Hitting

Yr	Club	AVG	G	AB	R	H	2B	3B	HR	RBI	SH	SF	HB	BB	SO	SB	CS	OBP	SLG	E
15	Vermont - A	.237	51	190	31	45	6	4	2	16	2	0	9	25	47	7	7	.353	.342	12
16	Stockton - A	.230	86	330	46	76	14	2	3	31	3	3	10	36	73	12	8	.322	.312	14
	Midland - AA	.333	5	15	1	5	1	1	0	7	0	0	0	3	2	2	1	.444	.533	5
17	Stockton - A	.266	23	94	16	25	2	3	1	6	0	0	1	8	21	1	1	.330	.383	3
	Midland - AA	.224	86	286	43	64	11	3	3	27	1	3	11	24	57	12	3	.306	.315	7
18	Midland - AA	.300	118	453	68	136	29	* 8	6	42	3	3	6	44	86	25	10	.368	.439	21
19	Baltimore	.208	120	283	29	59	8	3	6	23	5	1	6	14	83	10	1	.260	.322	10
20	Baltimore	Injured, Did Not Play																		
21	Norfolk - AAA	.208	27	96	12	20	4	2	1	5	0	0	2	14	25	5	3	.321	.323	2
	#Bowie - AA	.267	4	15	4	4	1	0	1	2	0	0	2	2	3	2	1	.421	.533	1
	#FCL Orioles - R	.000	1	1	2	0	0	0	0	0	0	0	1	1	1	2	0	.667	.000	0
	Baltimore	.235	37	98	9	23	2	0	1	8	1	1	1	4	28	0	2	.269	.286	6
22	Norfolk - AAA	.250	80	292	51	73	20	6	2	25	0	1	9	32	66	29	5	.341	.380	7
	Baltimore	.167	13	30	4	5	0	2	0	3	0	0	3	10	3	1	1	.242	.300	2
Major Totals		.212	170	411	42	87	10	5	7	34	6	2	7	21	121	13	4	.261	.311	18
Minor Totals		.253	481	1772	274	448	88	29	19	161	9	10	51	189	381	97	39	.340	.367	72

Injury rehab, * Tied for Texas League lead in triples (8)

SINGLE-SEASON CAREER HIGH STREAKS

Hitting Streak: 4g (3x), Last: 8/12-8/16, 2021; **Hitless Streak:** 24ab, 6/25-7/17, 2019



ALEX

@alex_mcgarry30

INF

McGARRY

95

Age: 24 Ht.: 6-1 Wt.: 213 Bats: L Throws: L ML Service: 0.000

Born: 5/11/98 Birthplace: Vancouver, WA Resides: Corvallis, OR

Acquired: Was signed as a non-drafted free agent, June 24, 2020. Was signed by Brandon Marr.

Contract: Signed through the 2023 season and under team control through 2028.

Non-Roster

CAREER HIGHLIGHTS

- Was the Reds' 2022 Minor League Hitter of the Year and an MiLB.com Organization All-Star.
- In January was 1 of 6 Reds minor league players invited to 2023 Major League spring training camp, along with LHP Andrew Abbott, RHP Connor Phillips, SS Richie Martin, SS Matt McLain and 3B Christian Encarnacion-Strand.

2022 SEASON

- Was the Reds' 2022 Minor League Hitter of the Year and an MiLB.com Organization All-Star.
- Ranked among all Reds minor league batters in home runs (27, 2nd), RBI (78, 3rd), hitting (.264, 8th), slugging percentage (.543, 2nd), OPS (.859, 6th), hits (110, 6th), doubles (23, T5th), triples (6, T3rd), extra-base hits (56, 2nd), total bases (226, 2nd), and runs scored (59, 9th)

PERSONAL: Graduated from Columbia River High School (Vancouver, WA)...played at Oregon State University, where he was a All-PAC 12 first team...also played at Tacoma Community College...follow on Twitter @alex_mcgarry30.

McGARRY'S CAREER TRANSACTIONS

- Was signed by the Reds as a non-drafted free agent, June 24, 2020. Was signed by Brandon Marr.
- On Louisville's 7-day injured list with a right wrist sprain, September 14-22, 2022.

Career Hitting

Yr	Club	AVG	G	AB	R	H	2B	3B	HR	RBI	SH	SF	HB	BB	SO	SB	CS	OBP	SLG	E
21	Dayton - A	.230	78	270	30	62	16	0	7	29	0	0	4	15	101	6	1	.280	.367	7
	Daytona - A	.360	7	25	7	9	1	1	4	7	0	1	0	6	9	0	0	.469	.960	0
22	Dayton - A	.286	41	154	23	44	10	3	11	37	0	1	2	10	57	6	3	.335	.604	1
	Chattanooga - AA	.256	61	238	34	61	11	3	16	41	0	0	2	16	73	9	1	.309	.529	4
	Louisville - AAA	.208	8	24	2	5	2	0	0	0	0	0	0	2	6	0	0	.269	.292	0
Minor Totals		.255	195	711	96	181	40	7	38	114	0	2	8	49	246	21	5	.309	.491	12



MATT
McLAIN

@mattmcclain_

INF

78

Age: 23 Ht.: 5-10 Wt.: 180 Bats: R Throws: R ML Service: 0.000

Born: 8/6/99 Birthplace: Laguna Hills, CA Resides: Tempe, AZ

Acquired: Was selected by the Reds in the first round (17th overall) of the July 2021 first-year player draft. Was signed by Jimmy Moran.

Contract: Signed through the 2023 season and under team control through 2028.

Non-Roster

CAREER HIGHLIGHTS

- Was selected by the Reds in the first round (17th overall) of the July 2021 first-year player draft. Was signed by Jimmy Moran.
- Also was a first-round selection of the Diamondbacks, in 2018 (25th overall), but elected to attend UCLA... joined Gerrit Cole as 1 of only 2 players ever to attend UCLA after being an MLB first-round pick out of high school.
- Entered the 2023 season rated No. 12 on *Baseball America's* Reds Top 40 Prospects list.
- Entered the 2022 season rated by MLB Pipeline the third-best prospect in the organization and No. 90 in all of baseball...was rated by *Baseball America* the fifth-best prospect in the organization.
- In January was invited to 2023 Major League spring training camp, along with LHP Andrew Abbott, RHP Connor Phillips, 1B Alex McGarry, SS Richie Martin and 3B Christian Encarnacion-Strand...is his second straight Major League camp as a non-roster invitee.

2022 SEASON

- Spent the season at Class AA Chattanooga, where he was Southern League Player of the Week the first week of the season.
- Ranked among Southern League leaders in OPS (7th, .816), walks (8th, 70), extra-base hits (9th, 43), on-base percentage (9th, .363) and slugging percentage (9th, .453).
- Ranked among Reds minor league leaders in walks (2nd, 70), stolen bases (T4th, 27), extra-base hits (6th, 43), on-base percentage (6th, .363), runs (6th, 67), HR (7th, 17), RBI (7th, 58), slugging percentage (8th, .453), OPS (8th, .816) and total bases (9th, 168).
- From 6/25-7/21 spent time on the Lookouts' 7-day injured list with left wrist tendinitis.
- On 4/17 vs Birmingham hit for the cycle.
- Following the season played for Glendale in the prestigious Arizona Fall League (23g, .190, 2 2b, 1 3b, 2hr, 11rbi, 6sb).
- Participated in his first Major League spring training camp.
- Was 1 of 60 players invited to 2022 early minor league camp...after the lockout ended on 3/11 was invited to Major League spring training camp, along with OF Ronnie Dawson, who was selected from the Astros in the minor league phase of the December 2021 Rule 5 Draft.
- Entered the season rated the organization's third-best prospect by MLB Pipeline, No. 90 in all of baseball, and fifth-best prospect by *Baseball America*.
- During the season reached No. 76 on MLB Pipeline's Top 100 prospects list.

2021 SEASON

- Spent most of his first professional season at advanced Class A Dayton.
- Made his first 2 professional apps for the Arizona Complex League Reds before he was promoted on 8/10.
- In his first professional game, on 8/6 vs the ACL Giants in Goodyear, went 2-for-3 with a double and a triple.
- In his debut at Dayton, on 8/11 at Lansing, went 4-for-5 with a double, home run, 5 RBI and 2 runs scored.

PERSONAL: Graduated from Beckman High School in Irvine, CA, where twice he was a first team All-American...also played football for 2 seasons at BHS...was a 3-year starter at UCLA as the team's primary center fielder (2019) and shortstop (2020-2021)...was All-American in 2020 and All-PAC 12 in 2021...his father, Mike, played football at UCLA...his mother, Wendi, was an All-American softball and volleyball player.

McLAIN'S CAREER TRANSACTIONS

- Was selected by the Diamondbacks in the first round (25th overall) of the June 2018 first-year player draft. Did not sign.
- Was selected by the Reds in the first round (17th overall) of the July 2021 first-year player draft. Was signed by Jimmy Moran.
- On Chattanooga's 7-day injured list with left wrist tendinitis, June 25-July 21, 2022.

Career Hitting

Yr	Club	AVG	G	AB	R	H	2B	3B	HR	RBI	SH	SF	HB	BB	SO	SB	CS	OBP	SLG	E
21	ACL Reds - R	.429	2	7	2	3	2	1	0	0	0	0	0	0	0	0	0	.429	1.000	0
	Dayton - A	.273	29	99	15	27	6	0	3	19	0	1	2	17	24	10	2	.387	.424	4
22	Chattanooga - AA	.232	103	371	67	86	21	5	17	58	0	3	8	70	127	27	3	.363	.453	13
Minor Totals		.243	134	477	84	116	29	6	20	77	0	4	10	87	151	37	5	.369	.455	17



WIL
MYERS

@wilmyers

1B / OF

4

Age: 32 Ht.: 6-3 Wt.: 202 Bats: R Throws: R ML Service: 9.104

Born: 12/10/90 Birthplace: Thomasville, NC Resides: Charlotte, NC

Acquired: Was signed to a 1-year contract through the 2023 season, with a mutual option for 2024, December 22, 2022.

Contract: Signed through the 2023 season.

CAREER HIGHLIGHTS

- In 2013 for the Rays was the BBWAA's American League Rookie of the Year and *The Sporting News*' AL Rookie of the Year, received the Players' Choice Award as AL Outstanding Rookie and was named to *Baseball America*'s Major League All-Rookie and TOPPS' All-Rookie teams...earned 23 of 30 first-place votes from the BBWAA...was AL Rookie of the Month for September.
- In 2013 became the first American Leaguer and only the second player ever to win his league's Rookie of the Year Award while appearing in fewer than 100 games (Phi's Ryan Howard, 2005)...both players appeared in 88 games during their award-winning seasons.
- In 2016 for the Padres was a National League All-Star, participated in the Home Run Derby at his home Petco Park and was NL Player of the Month for June.
- In 2016 became the first batter in Padres history to produce in a season at least 25 doubles (29), 25 HR (28) and 25 stolen bases (28)...became only the third player whose primary position is first base ever to produce those numbers (Joe Carter 1987, Jeff Bagwell 1997 & 1999) and was 1 of 3 players at any position to do it during that 2016 season (Mookie Betts, Mike Trout).
- Started the 2016 All-Star Game in his home Petco Park as the National League's designated hitter, batted cleanup (1-3, double).
- In 2020 finished T16th in the BBWAA's voting for the National League Most Valuable Player Award...was a finalist for that season's Players' Choice NL Comeback Player of the Year Award.
- During that 2020 season produced the second-best slugging percentage in Padres history (.606; Ken Caminiti, .621 in 1996) and third-best HR/AB ratio (13.20; Greg Vaughn, 11.64 in 1998 & Fernando Tatis Jr., 13.18 in 2020).
- His 134 home runs rank sixth on the Padres' all-time career list...is 1 of only 9 batters in Padres history to produce at least 100 home runs.
- His 64 HR at Petco Park are the most by a Padres batter, 2 more than Manny Machado, and second-most at that ballpark by any batter (Adrián González, 65 HR).
- In the 20-5 loss on 7/7/18 at Ari hit a career-high 3 HR...became the first player since 1900 to homer 3 times in a game in which his team lost by at least 10 runs.
- In 2017 led all Major League first basemen in stolen bases (20).
- On 4/11/17 at Col singled, doubled, homered and then tripled for the first cycle of his career...had fallen a triple shy of the cycle on 7 previous occasions...was the 313th cycle in Major League history, the eighth at Coors Field.
- In the fourth inning on 8/16/17 vs Phi became the first Padres player to record 3 stolen bases in an inning.
- In 2014 joined Laynce Nix, Brad Miller and Ryan Braun as the only players since 2000 to produce at least 3 multi-homer games in his first 104 career apps before turning 24 years old.
- In 2014 became the first visiting player to produce a grand slam (6/22/13, 1st career HR) and inside-the-park HR (5/4/14) at new Yankee Stadium...hit both off CC Sabathia.
- Began his career with a 13-game hitting streak at Yankee Stadium, the longest by an opposing player to begin a career in road games vs the Yankees since Wsh's Eddie Foster produced a 17-game hitting streak vs NYY over the 1912-1913 seasons at Hilltop Park and the Polo Grounds.
- On 9/16/14 vs NYY produced a 2-run sacrifice fly that scored Evan Longoria from third base and James Loney from second base.

100 CAREER HOME RUNS, PADRES

1. Nate Colbert, 1969-1974.....	163
2. Adrián González, 2006-2010	161
3. Phil Nevin, 1999-2005	156
4. Dave Winfield, 1973-1980	154
5. Tony Gwynn, 1982-2001	135
6. WIL MYERS, 2015-2022	134
7. Ryan Klesko, 2000-2006	133
8. Ken Caminiti, 1995-1998	121
9. Manny Machado, 2019-2022	108

- In his career has made 21 Postseason apps for the Rays (5g) and Padres (16g).
- After Fernando Tatis Jr. homered in the sixth and seventh innings of 2020 Wild Card Game 2, Myers homered in the seventh and eighth frames...they become only the second set of teammates each to produce 2 HR in the same Postseason game, joining NYY's Babe Ruth and Lou Gehrig...Ruth and Gehrig did it during the 1932 World Series at Wrigley Field, when Ruth famously "called his shot" off Charlie Root in Game 3.
- In 2012 was selected Minor League Player of the Year by *Baseball America*, TOPPS and *USA Today*...joined Andruw Jones (1996) and Josh Beckett (2001) as the only players to win that prestigious award from those 3 publications in the same season.
- In 2010 and 2012 was a *Baseball America* Minor League All-Star and MiLB.com Royals Organization All-Star.
- Played in the 2011 and 2012 SiriusXM All-Star Futures Games.
- In 2012 was the "Star of Stars" for the Pacific Coast League in the Triple-A All-Star Game.
- In 2011 was an Arizona Fall League Rising Star.
- Is the most recent opposing player to record a straight steal of home vs the Reds (7/31/16 at SD, Homer Bailey pitching).

2022 SEASON

- Was the longest-tenured player on the Padres' roster, the first to appear in at least 1 game for SD in 8 consecutive seasons since Will Venable (2008-2015).
- Was bothered by injuries that led to a pair of stints on the injured list, from 4/28-5/9 with a right thumb contusion and from 6/3-7/31 with right knee inflammation.
- Over his last 28 games of the regular season hit .295 with 6 doubles, 6 HR and 17 RBI.
- In 10 Postseason apps hit .103 (3-29, solo HR, 1bb, 13k).
- In the 5-3 loss at Dodger Stadium in Game 1 of the National League Division Series hit his third career Postseason home run (solo off Julio Urias), tying Manny Machado and Greg Vaughn for third-most in team playoff history behind Ken Caminiti's 5 HR and Jim Leyritz' 4.
- Played 1B (25g, 23gs), 3B (1g), LF (10g, 8gs), CF (6g, 4gs) and RF (36g, 35gs).
- Also made the first 4 pitching apps of his Major League career (0-0, 7.36), most recently in the 11-2 loss vs LAD on 9/11.
- On 11/18 became a free agent after the Padres declined their contract option for the 2023 season.
- On 12/22 was signed by the Reds to a 1-year contract through the 2023 season, with a mutual option for 2024.

PERSONAL: Was drafted by the Royals out of Wesleyan Christian Academy (High Point, NC)...as a senior hit .532 with 14 HR and 41 RBI and was rated by *Baseball America* the second-best pure hitter in the 2009 draft...had committed to the University of South Carolina before signing...as a junior in 2008 went 10-0 as a pitcher to lead WCA to the North Carolina state championship.

GRAND SLAMS (4)

Date	Pitcher
7/16/21 for SD at Wsh	Paolo Espino
9/8/20 for SD vs Col	José Mujica
8/18/20 for SD at Tex	Mike Minor
6/22/13 for TB at NYY *	CC Sabathia

* First career home run

MULTI-HOMER GAMES (11)

Date	Pitchers
7/7/18 at Ari (3)	R. Ray 2, Jorge De La Rosa
8/18/21 at Col	Chi Chi González, Ben Bowden
7/16/21 at Wsh	Paolo Espino, Wander Suero
6/18/21 vs Cin	Tony Santillan, Ashton Goudeau
9/8/20 vs Col	José Mujica, Antonio Santos
5/25/19 at Tor	Edwin Jackson, Sam Gaviglio
9/9/17 at Ari	Zack Godley, Andrew Chafin
6/8/16 vs Atl	Julio Teheran 2
4/19/14 vs NYY	Iván Nova, Matt Daley
9/4/13 at LAA	Jered Weaver 2
7/28/13 at NYY	Phil Hughes 2

LEADOFF HOME RUNS (2)

Date	Pitcher
4/25/15 for SD vs LAD	Brandon McCarthy
9/14/15 for SD at Ari	Jeremy Hellickson

INSIDE-THE-PARK HR (1)

Date	Pitcher
5/4/14 for TB at NYY	CC Sabathia

PINCH-HIT HOME RUNS (3)

Date	Pitcher
9/4/19 for SD at Ari	T.J. McFarland
8/10/19 for SD vs Col	Jake McGee
4/2/19 for SD vs Ari	Andrew Chafin

CONSECUTIVE GAMES (MINIMUM 3)

Date	Dates
4 straight games	7/7-7/10, 2018
3 straight games	7/21-7/23, 2017

MYERS' CAREER PITCHING APPEARANCES

Date / Opponent	Game	Score	Dec	IP	H	R	ER	BB	SO	HR	TP
4/12/22 for SD at SF	6	L, 2-13	-	1.0	2	2	2	0	0	* 2	22
8/28/22 for SD at KC	129	L, 7-15	-	0.2	1	0	0	0	0	0	9
9/3/22 for SD at LAD	134	L, 1-12	-	1.0	0	0	0	0	0	0	4
9/11/22 for SD vs LAD	141	L, 2-11	-	1.0	1	1	1	0	0	^ 1	8
Career Totals, 4 games (0-0, 7.36)				0-0	3.2	4	3	3	0	0	3 43

* Joc Pederson HR & Wilmer Flores HR, ^ Trea Turner HR

MYERS' CAREER TRANSACTIONS

- Was selected by the Royals in the third round (91st overall) of the June 2009 first-year player draft.
- Was acquired by the Rays, along with LHP Mike Montgomery, RHP Jake Odorizzi & minor league 3B Patrick Leonard, for RHP James Shields, RHP Wade Davis & a player to be named (IF/OF Elliot Johnson, 2/12/13), December 9, 2012.
- On Rays' 15-day disabled list with a right wrist fracture, June 1-August 19, 2014; was transferred to the 60-day DL, July 18; included a rehabilitation assignment at Durham, August 10-19.
- Was acquired by the Padres, along with C Ryan Hanigan, LHP Jose Castillo & RHP Gerardo Reyes, in a 3-team, 11-player trade that sent C Rene Rivera, RHP Burch Smith & 1B Jake Bauers from SD to the Rays and RHP Joe Ross & a player to be named (IF Trea Turner, 6/14/15) from SD to the Nationals, December 19, 2014; the Nationals sent to the Rays LHP Travis Ott & OF Steven Souza Jr..
- On Padres' 15-day disabled list with left wrist tendinitis, May 19-June 10, 2015; included a rehabilitation assignment at El Paso, June 7-10.
- On Padres' 15-day disabled list following surgery to remove a bone spur in his left wrist, June 13-September 3, 2015; was transferred to the 60-day DL, August 8. included a rehabilitation assignment at Lake Elsinore, September 1-3.
- On Padres' 10-day injured list with right arm nerve irritation, April 4-19, 2018; included a rehabilitation assignment at Lake Elsinore, April 17-19.
- On Padres' 10-day injured list with a left oblique strain, April 29-June 20, 2018; included a rehabilitation assignment at El Paso, June 14-20.
- On Padres' 10-day injured list with a bone bruise in his left foot, August 4-12, 2018; included a rehabilitation assignment at Lake Elsinore, August 12.
- On Padres' injured list, May 12-22, 2021.
- On Padres' 10-day injured list with a right thumb contusion, April 28-May 9, 2022.
- On Padres' 10-day injured list with right knee inflammation, June 3-July 31, 2022; included rehabilitation assignments at Lake Elsinore, July 12-21 and at El Paso, July 22-31.
- Was signed by the Reds to a 1-year contract through the 2023 season, with a mutual option for 2024, December 22, 2022.

		CAREER FIELDING						
Pos.	Pct.	G	PO	A	E	TC	DP	PB
1B	.996	363	2915	169	11	3095	325	-
2B	----	1	0	0	0	0	0	-
3B	.934	40	32	53	6	91	4	-
LF	.995	159	190	5	1	196	0	-
CF	.986	120	215	4	3	222	2	-
RF	.987	380	657	11	9	677	3	-
P	----	4	0	0	0	0	0	-

Career Hitting

Yr	Club	AVG	G	AB	R	H	2B	3B	HR	RBI	SH	SF	HB	BB	SO	SB	CS	OBP	SLG	E
09	Burlington - R	.125	4	16	1	2	0	1	1	4	0	0	0	0	3	0	0	.125	.438	0
	Idaho Falls - R	.426	18	68	18	29	7	1	4	14	0	2	1	9	15	2	0	.488	.735	1
10	Wilmington - A	.346	58	205	28	71	18	2	4	38	0	1	4	37	39	2	3	.453	.512	1
	Burlington - A	.289	68	242	42	70	19	1	10	45	0	2	2	48	55	10	3	.408	.500	4
11	NW Arkansas - A	.254	99	354	50	90	23	1	8	49	2	4	4	52	87	9	2	.353	.393	7
12	Omaha - AAA	.304	99	388	66	118	15	5	24	79	0	3	3	45	98	2	2	.378	.554	5
	NW Arkansas - A	.343	35	134	32	46	11	1	13	30	0	1	1	16	42	4	1	.414	.731	0
13	Durham - AAA	.286	64	252	44	72	13	2	14	57	0	6	2	29	71	7	1	.356	.520	2
	Tampa Bay	.293	88	335	50	98	23	0	13	53	0	4	1	33	91	5	2	.354	.478	0
14	#Durham - AAA	.250	7	24	3	6	1	0	2	6	0	0	0	7	7	3	0	.419	.542	1
	Tampa Bay	.222	87	325	37	72	14	0	6	35	0	2	0	34	90	6	1	.294	.320	4
15	#El Paso - AAA	.333	3	15	4	5	0	0	1	1	0	0	0	0	2	2	0	.333	.533	0
	#Lake Elsinore - A	.222	3	9	3	2	1	0	0	0	0	0	1	2	2	0	0	.417	.333	0
	San Diego	.253	60	225	40	57	13	1	8	29	0	0	1	27	55	5	2	.336	.427	0
16	San Diego	.259	157	599	99	155	29	4	28	94	0	5	4	68	160	28	6	.336	.461	3
17	San Diego	.243	155	567	80	138	29	3	30	74	0	7	5	70	180	20	6	.328	.464	8
18	#El Paso - AAA	.300	5	20	3	6	3	0	1	3	0	0	0	0	7	1	0	.300	.600	0
	#Lake Elsinore - A	.143	4	14	2	2	0	0	2	3	0	0	0	1	3	0	0	.200	.571	0
	San Diego	.253	83	312	39	79	25	1	11	39	0	1	0	30	94	13	1	.318	.446	6
19	San Diego	.239	155	435	58	104	22	1	18	53	1	1	2	51	168	16	7	.321	.418	5
20	San Diego	.288	55	198	34	57	14	2	15	40	0	0	2	18	56	2	1	.353	.606	3
21	San Diego	.256	146	442	56	113	24	2	17	63	0	4	0	54	141	8	5	.334	.434	0
22	#El Paso - AAA	.229	9	35	3	8	1	0	2	3	0	0	0	3	9	0	0	.289	.429	0
	#Lake Elsinore - A	.333	5	18	5	6	1	0	2	4	0	0	0	2	3	0	0	.400	.722	0
	San Diego	.261	77	261	29	68	15	0	7	41	0	3	1	21	86	2	1	.315	.398	1
Major Totals		.254	1063	3699	522	941	208	14	153	521	1	27	16	406	1121	105	32	.329	.442	30
Minor Totals		.297	481	1794	304	533	113	14	88	336	2	19	18	251	443	42	12	.385	.523	21
# Injury rehab																				

Career Pitching

Yr	Club	W-L	ERA	G	GS	CG	SHO	SV	IP	H	R	ER	HR	BB	SO	WP	BK
22	San Diego	0-0	7.36	4	0	0	0	0	3.2	4	3	3	3	0	0	0	0

All-Star Record

Yr	Club, Site	AVG	G	AB	R	H	2B	3B	HR	RBI	SH	SF	HB	BB	SO	SB	CS	OBP	SLG	E
16	NL, San Diego	.333	1	3	0	1	1	0	0	0	0	0	0	0	1	0	0	.333	.667	0
Started at designated hitter, batted 4th (4-2 American League win)																				

Wild Card Record

Yr	Club, Opponent	AVG	G	AB	R	H	2B	3B	HR	RBI	SH	SF	HB	BB	SO	SB	CS	OBP	SLG	E
13	TB vs CLE	.250	1	4	0	1	0	0	0	0	0	0	0	0	3	0	0	.250	.250	0
20	SD vs STL	.333	3	12	2	4	0	0	2	4	0	0	0	2	3	0	0	.429	.833	0
22	SD vs NYM	.000	2	8	0	0	0	0	0	0	0	0	0	0	4	0	0	.000	.000	0
Wild Card Totals		.208	6	24	2	5	0	0	2	4	0	0	0	2	10	0	0	.269	.458	0

Division Series Record

Yr	Club, Opponent	AVG	G	AB	R	H	2B	3B	HR	RBI	SH	SF	HB	BB	SO	SB	CS	OBP	SLG	E
13	TB vs BOS	.063	4	16	0	1	0	0	0	0	0	0	0	1	4	0	0	.118	.063	0
20	SD vs LAD	.100	3	10	2	1	1	0	0	1	0	0	0	2	5	1	0	.250	.200	0
22	SD vs LAD	.133	4	15	1	2	0	0	1	1	0	0	0	1	6	0	0	.188	.333	1
Division Series Totals		.098	11	41	3	4	1	0	1	2	0	0	0	4	15	1	0	.178	.195	1

Championship Series Record

Yr	Club, Opponent	AVG	G	AB	R	H	2B	3B	HR	RBI	SH	SF	HB	BB	SO	SB	CS	OBP	SLG	E
22	SD vs PHI	.167	4	6	0	1	0	0	0	0	0	0	0	0	3	0	0	.167	.167	0

SINGLE-SEASON CAREER HIGH STREAKS

Hitting Streak: 12g (2x), 7/13-7/31, 2013 & 4/15-4/27, 2016; **Hitless Streak:** 22ab, 8/24-8/31, 2013



KEVIN
NEWMAN

🐦 @OfficialKBN

INF

28

Age: 29 Ht.: 6-1 Wt.: 195 Bats: R Throws: R ML Service: 4.046

Born: 8/4/93 Birthplace: Poway, CA Resides: Chandler, AZ

Acquired: From the Pirates for RHP Dauri Moreta, November 18, 2022.

Contract: Signed a 1-year contract through the 2023 season, avoiding arbitration, January 13, 2023. Is under team control through 2024.

CAREER HIGHLIGHTS

- Originally was selected by the Pirates in the first round (19th overall) of the June 2015 first-year player draft...was signed by Derrick Van Dusen.
- Was the Pirates' Opening Day starting shortstop in each of the last 3 seasons (2020-2022)...was on their Opening Day roster in each of the last 4 seasons (2019-2022).
- While with the Pirates in 2021 posted a .993 fielding percentage, the second-best ever by a National League shortstop (NYM's Rey Ordoñez, .994 in 1999) and the highest in baseball by a player at that position since Bal's Mike Bordick established the Major League record in 2002 (.998).
- In 2021 became the first Pirates shortstop to lead the National League in fielding percentage since Jay Bell in 1996 (.986)...didn't commit an error until 7/6...that 76-game errorless streak was the longest ever by a Pirates shortstop in a single season and the second-longest streak to open a season by any shortstop in Major League history (Cie's Omar Vizquel, 89g in 1989).
- Was a finalist for the 2021 Rawlings Gold Glove Award, along with winner Brandon Crawford of the Giants and Francisco Lindor of the Mets.
- On 8/14/21/g1 vs Mil tied the Major League record with 4 doubles, joining Paul Waner (1932) and Adam Frazier (2019) as the only Pirates batters to do it...became the first Pirates shortstop with 4 hits in a game since Hall of Famer Honus Wagner did it on 8/22/1910.
- In 2019 finished eighth in the National League batting race (.308) and third among NL rookies behind Fernando Tatis (.317) and Pirates teammate Bryan Reynolds (.314)...hit .309 while playing shortstop, the highest in the league for players at that position.
- In 2019 led all Major Leaguers with a .350 road batting average, the second-highest single-season mark by a National League rookie since 1913 behind only Bos' Jimmy Welsh (.354 in 1925)...also led all batters in hitting from the leadoff spot (.328).
- In 2019, Newman and Bryan Reynolds became the first set of rookie teammates each to hit at least .300 since Fred Lynn (.331) and Jim Rice (.309) did it for the Red Sox in 1975 and the first set of National League rookie teammates to do it since Phi's Buzz Arlett (.313) and Les Mallon (.309) did it in 1931.
- His career-high 19-game hitting streak in June 2019 was the longest by a Pirates rookie since Jimmy Williams produced 26-game) and 27-game hitting streaks in 1899.
- On 5/28/19 at Cin became the eighth Pirates batter to hit a grand slam for his first career home run (off Lucas Sims).
- At the time of his first promotion to Pit, on 8/16/18, was leading the International League in stolen bases and runs scored.
- In 2018 was a mid- and post-season International League All-Star and Indianapolis' Most Valuable Player.
- On 8/7/18 vs Lehigh Valley hit for the cycle and had 5 hits.
- In 2017 was rated by *Baseball America* the best hitter for average in the Pirates' organization.
- In 2016 was a mid-season Florida State League All-Star and led all Pirates minor leaguers in hitting.
- Has 7 career walkoff plate apps (9/28/22 vs Cin, RBI-single off Alexis Díaz) and 5 career walkoff hits.

GRAND SLAMS (1)

Date	Pitcher
5/28/19 for Pit at Cin	Lucas Sims

MULTI-HOMER GAMES (2)

Date	Pitchers
9/27/19 for Pit vs Cin	DeSclafani, Iglesias
8/29/19 for Pit at Col	Gonzalez, Tinoco

LEADOFF HOME RUNS (3)

Date	Pitcher
8/31/19 for Pit at Col	Tim Melville
8/29/19 for Pit at Col	Chi Chi Gonzalez
6/27/19 for Pit at Hou	Brad Peacock

WALKOFF HOME RUNS (1)

Date (Inning)	Pitcher
9/27/19 for Pit vs Cin (9th)	Raisel Iglesias

CONSECUTIVE GAMES (MINIMUM 3)

Date	Dates
3 straight games	6/26-6/28, 2019

2022 SEASON

- For the third straight season was the Pirates' Opening Day starting shortstop.
- Missed most of the first half of the season (4/17-7/7) because of a left groin injury but still finished with 22 extra-base hits in just 78 apps.
- Reached base safely in all 13 rehab apps for Indianapolis and hit safely in each of his last 12 apps there.
- On 8/18 vs Bos celebrated his 400th Major League appearance with 3 hits and 3 runs scored.
- From 9/11-9/28 hit .302 during a season-high 10-game hitting streak.
- In the 10-inning, 4-3 Pirates win on 9/28 vs Cin produced his fifth career walkoff hit (RBI-single off Alexis Díaz).

PERSONAL: In 2013 graduated from Poway (CA) High School, where as a senior he was the team's Most Valuable Player...at the University of Arizona was a 3-time All-Pac 12 selection and 2-time All-Pac 12 Defensive Team selection and made each of his 165 career apps as the Wildcats' starting shortstop (.337, 227h, 132r, 112rbi)...was a college roommate of Phillies 2015 second-round draft pick Scott Kingery and fellow All-American Bobby Dalbec...mother Elizabeth was a professional skier...his father John and sister Regan both played tennis at Northern Arizona University.

NEWMAN'S CAREER TRANSACTIONS

- Was selected by the Pirates in the first round (19th overall) of the June 2015 first-year player draft. Was signed by Derrick Van Dusen.
- On Pirates' 10-day injured list with a right middle finger laceration, April 11-May 3, 2019; included a rehab assignment at Indianapolis, April 23-May 3.
- On Pirates' 10-day injured list with a contusion to the peroneal nerve in his left knee, September 20-remainder of the season, 2020.
- On Pirates' 10-day injured list with a left groin strain, April 17-July 7, 2022; was transferred to the 60-day injured list, May 23; included rehabilitation assignments at Indianapolis, May 17-22 and June 21-July 7.
- Was acquired by the Reds for RHP Dauri Moreta, November 18, 2022.

CAREER FIELDING								
Pos.	Pct.	G	PO	A	E	TC	DP	PB
2B	.987	108	164	220	5	389	60	-
SS	.976	316	368	678	26	1072	142	-
3B	.867	6	5	8	2	15	2	-
LF	1.000	*2	2	0	0	2	0	-

* Only career apps in LF in 2019 (5/5 vs Oak, 6/1 vs Mil)

Career Hitting

Yr	Club	AVG	G	AB	R	H	2B	3B	HR	RBI	SH	SF	HB	BB	SO	SB	CS	OBP	SLG	E
15	Morgantown - A	.226	38	159	25	36	10	1	2	9	2	0	2	10	22	7	1	.281	.340	6
	West Virginia - A	.306	23	98	14	30	4	1	0	8	1	0	2	9	8	6	1	.376	.367	5
16	Bradenton - A	.366	41	164	24	60	10	1	3	24	2	3	3	17	12	4	1	.428	.494	6
	Altoona - AA	.288	61	233	41	67	11	2	2	28	2	4	3	26	24	6	3	.361	.378	2
17	Altoona - AA	.259	82	343	42	89	18	2	4	30	3	2	4	22	40	4	2	.310	.359	7
	Indianapolis - AAA	.283	40	166	23	47	11	2	0	11	3	1	1	7	22	7	1	.314	.373	2
18	Indianapolis - AAA	.302	109	437	74	132	30	2	4	35	5	1	2	31	50	28	11	.350	.407	9
	Pittsburgh	.209	31	91	7	19	2	0	0	6	0	1	1	4	23	0	1	.247	.231	4
19	Pittsburgh	.308	130	493	61	152	20	6	12	64	2	1	7	28	62	16	8	.353	.446	12
	#Indianapolis - AAA	.233	8	30	5	7	2	0	0	1	0	0	0	5	7	0	1	.343	.300	0
20	Pittsburgh	.224	44	156	12	35	5	0	1	10	1	2	1	12	21	0	1	.281	.276	8
21	Pittsburgh	.226	148	517	50	117	22	3	5	39	6	3	1	27	*41	6	1	.265	.309	3
22	#Indianapolis - AAA	.396	13	48	6	19	3	0	0	6	0	1	1	3	6	0	0	.434	.458	0
	Pittsburgh	.274	78	288	31	79	18	2	2	24	2	1	2	16	48	8	2	.316	.372	6
Major Totals		.260	431	1545	161	402	67	11	20	143	11	8	12	87	195	30	13	.303	.357	33
Minor Totals		.290	415	1678	254	487	99	11	15	152	18	12	18	130	191	62	21	.345	.389	37

Injury rehab, * Led the Major Leagues in most plate apps per strikeout (13.51)

SINGLE-SEASON CAREER HIGH STREAKS

Hitting Streak: 19g, 6/7-6/29, 2019; **Hitless Streak:** 20ab (2x), Last: 7/24-8/1, 2020



DANIEL
NORRIS

@DanielNorris18 **LHP**

31

Age: 29 Ht.: 6-2 Wt.: 207 Bats: L Throws: L ML Service: 7.063

Born: 4/25/93 Birthplace: Johnson City, TN Resides: Johnson City, TN

Acquired: Was signed to a minor league contract and invited to 2023 Major League spring training camp, February 15, 2023.

Contract: Signed through the 2023 season and under team control through 2023.

Non-Roster

CAREER HIGHLIGHTS

- Was selected by the Blue Jays in the second round of the 2011 first-year player draft out of Science Hill High School (Johnson City, TN).
- In 2014 was an MiLB.com Blue Jays Organization All-Star and a *Baseball America* Minor League All-Star.
- Threw a scoreless inning for Team USA in the 2014 SiriusXM All-Star Futures Game at Min's Target Field.
- Made 3 scoreless apps for the Major League Baseball All-Stars during their November 2017 exhibition trip to Japan.
- On 9/5/14 for Tor at Bos, made his Major League debut by striking out future Hall of Famer David Ortiz.
- On 8/19/15, in his first professional plate appearance became the first American League pitcher to homer at Wrigley Field and the first Tigers pitcher to homer at any park since Jason Johnson did it on 6/8/05.

10-STRIKEOUT GAMES (1)	
Date (Innings)	Strikeouts
9/12/16 for Det vs Min (6.1)	11

HOME RUNS AS A HITTER (1)	
Date	Pitcher
8/19/15 for Det at Chc	Jon Lester
First professional plate appearance	
First AL pitcher to homer at Wrigley Field	

2022 SEASON

- In 3 starts and 38 relief apps for the Cubs and Tigers combined to finish 2-4, 5.22.
- During spring training was signed by the Cubs to a 1-year Major League contract.
- On 7/22 was released by the Cubs.
- On 7/26 was signed by the Tigers to a minor league contract.
- The day pitchers and catchers worked out for the first time in 2023 Spring Training, was signed by the Reds to a minor league contact and invited to Major League camp.

NORRIS' CAREER TRANSACTIONS

- Was selected by the Blue Jays in the second round of the June 2011 first-year player draft.
- Was acquired by the Tigers, along with LHP Matthew Boyd and LHP Jairo Labourt, for LHP David Price, July 30, 2015.
- On Tigers' 15-day disabled list with a right oblique strain, August 20-September 15, 2015.
- On Tigers' 15-day disabled list with a low back strain, April 3-25, 2016; included rehabilitation assignments at Lakeland, April 10-17 and at Toledo, April 18-25.
- On Tigers' 15-day disabled list with a right oblique strain, July 5-August 1, 2016; included rehabilitation assignments at Toledo, July 18-27 and at Erie, July 28-August 1.
- On Tigers' 10-day disabled list with a left groin strain, July 6-August 31, 2017; included rehabilitation assignments at Toledo, July 18 and August 16-31.
- On Tigers' 10-day disabled list with a left groin strain, April 30-August 31, 2018; was transferred to the 60-day DL, May 8; included rehabilitation assignments at GCL Tigers, August 2-20, at Lakeland, August 20-25 and at Toledo, August 26-31.
- On Tigers' injured list, July 8-August 2, 2020.
- Was acquired by the Brewers for RHP Reese Olson, July 30, 2021.
- Was signed by the Cubs to a 1-year contract through the 2022 season, March 19, 2022.
- On Cubs' 15-day injured list with a left index finger strain, June 23-July 12, 2022; included a rehabilitation assignment at Iowa, July 7-12.
- Was released by the Cubs, July 22, 2022.
- Was signed by the Tigers to a minor league contract, July 26, 2022.
- Was signed by the Reds to a minor league contract and invited to Major League spring training camp, February 15, 2023.

Career Pitching

Yr	Club	W-L	ERA	G	GS	CG	SHO	SV	IP	H	R	ER	HR	BB	SO	WP	BK
12	Bluefield - R	2-3	7.97	11	10	0	0	0	35.0	44	35	31	4	13	38	3	0
	Vancouver - A	0-1	10.57	2	2	0	0	0	7.2	14	9	9	0	5	5	1	0
13	Dunedin - A	1-0	0.00	1	1	0	0	0	5.0	1	0	0	0	2	1	0	0
	Lansing - A	1-7	4.20	23	22	0	0	0	85.2	84	46	40	6	44	99	11	0
14	Buffalo - AAA	3-1	3.18	5	4	0	0	0	22.2	14	8	8	2	8	38	0	0
	Dunedin - A	6-0	1.22	13	13	0	0	0	66.1	50	11	9	0	18	76	6	0
	New Hampshire - AA	3-1	4.54	8	8	0	0	0	35.2	32	18	18	5	17	49	3	1
	Toronto	0-0	5.40	5	1	0	0	0	6.2	5	4	4	1	5	4	0	0
15	Buffalo - AAA	3-10	4.27	16	16	0	0	0	90.2	96	50	43	5	41	78	6	0
	Toronto	1-1	3.86	5	5	0	0	0	23.1	23	11	10	3	12	18	2	0
	Detroit	2-1	3.68	8	8	0	0	0	36.2	30	20	15	6	7	27	1	0
16	#Lakeland - A	0-0	4.50	2	2	0	0	0	6.0	9	3	3	0	1	7	0	0
	#Erie - AA	1-0	4.05	1	1	0	0	0	6.2	5	3	3	2	3	7	0	0
	Toledo - AAA	5-7	4.54	14	14	0	0	0	73.1	78	40	37	2	28	77	6	0
	Detroit	4-2	3.38	14	13	0	0	0	69.1	75	30	26	10	22	71	1	0
17	#Toledo - AAA	0-4	12.21	6	6	0	0	0	14.0	22	20	19	3	16	18	2	0
	Detroit	5-8	5.31	22	18	0	0	0	101.2	120	64	60	12	44	86	1	0
18	#GCL Tigers - R	0-0	3.38	1	1	0	0	0	2.2	3	1	1	0	1	7	0	0
	#FCL Tigers - R	0-0	0.00	1	0	0	0	0	2.0	1	1	0	0	1	2	1	0
	#Lakeland - A	0-0	3.00	1	1	0	0	0	3.0	2	1	1	0	2	4	1	0
	#Toledo - AAA	0-0	2.25	1	1	0	0	0	4.0	3	1	1	0	1	4	0	0
	Detroit	0-5	5.68	11	8	0	0	0	44.1	46	28	28	8	19	51	2	1
19	Detroit	3-13	4.49	32	29	0	0	0	144.1	154	75	72	25	38	125	5	0
20	Detroit	3-1	3.25	14	1	0	0	0	27.2	25	10	10	2	7	28	0	0
21	Detroit	1-3	5.89	38	0	0	0	1	36.2	38	25	24	4	15	40	3	0
	Milwaukee	1-0	6.64	18	0	0	0	0	20.1	17	16	15	5	15	18	2	0
22	#Iowa - AAA	0-0	0.00	2	0	0	0	0	3.0	3	1	0	0	1	5	0	0
	Chicago (NL)	0-4	6.90	27	1	0	0	0	30.0	23	28	23	7	21	43	1	1
	Toledo - AAA	0-0	2.08	3	3	0	0	0	8.2	5	2	2	0	2	5	0	0
	Detroit	2-0	3.45	14	2	0	0	0	28.2	22	11	11	4	8	23	1	0
Major Totals		22-38	4.71	208	86	0	0	0	569.2	578	322	298	87	213	534	19	2
Minor Totals		25-34	4.29	111	105	0	0	0	472.0	466	250	225	29	204	520	40	1

Injury rehab, * Only career save on 7/27/21 for Det at Min (6-5 win in 11 innings)

Career Hitting

Yr	Club	AVG	G	AB	R	H	2B	3B	HR	RBI	SH	SF	HB	BB	SO	SB	CS	OBP	SLG	E
15	Detroit	.500	8	2	1	1	0	0	1	2	0	0	0	1	1	0	0	.667	2.000	0
16	Detroit	.000	14	2	0	0	0	0	0	0	0	0	0	1	0	0	0	.333	.000	1
18	Detroit	.000	11	2	0	0	0	0	0	0	0	0	0	1	0	0	0	.000	.000	0
19	Detroit	.167	33	6	1	1	0	0	0	0	0	0	0	3	0	0	0	.167	.167	2
21	Milwaukee	.000	18	2	0	0	0	0	0	0	0	0	0	0	0	0	0	.000	.000	1
Career Totals		.143	84	14	2	2	0	0	* 1	2	0	0	0	2	5	0	0	.250	.357	5

* 8/19/15 for Det at Chc, first professional plate appearance, 2-run off Jon Lester

SINGLE-SEASON CAREER HIGH STREAKS

Scoreless Streak By Game: 7g (2x), 7/17-8/2, 2021 & 9/13-10/4, 2022; **Scoreless Streak By Inning:** 12.0, 4/25-8/2, 2015;
Winning Streak: 3g (2x), 8/25-9/30, 2016 & 8/10-9/1, 2020; **Losing Streak:** 7g, 5/17-7/3, 2019



CONNOR

OVERTON

@Coverton6

RHP

71

Age: 29 Ht.: 6-0 Wt.: 205 Bats: L Throws: R ML Service: 1.041

Born: 7/24/93 Birthplace: Richmond, VA Resides: Mechanicsville, VA

Acquired: Was signed to a minor league contract and invited to 2022 Major League spring training camp, November 26, 2021.

Contract: Signed through the 2023 season and under team control through 2027.

CAREER HIGHLIGHTS

- Pitched in 2 seasons in the independent leagues, for the American Association's Sioux City Explorers in 2016 and in the Atlantic League's Lancaster Barnstormers in 2019.
- Spent most of the 2016 season pitching for Sioux City but did make 1 appearance, on 8/13, for the Giants' Class A San Jose affiliate...didn't pitch again the rest of that season because of a right elbow injury.
- Missed the entire 2017 season following "Tommy John" surgery to repair the torn ulnar collateral ligament in his right elbow.
- In his only Major League plate appearance, for the Pirates on 9/23/21 at Phi, produced a 2-run single off Aaron Nola.

SINGLE-GAME HIGH, STRIKEOUTS

Date (Innings)	Strikeouts
9/3/21 for Pit at Phi (2.2)	4
5/7/22 for Cin vs Pit (5.1)	4

2022 SEASON

- From 5/23-9/22 missed 110 games while on the 60-day injured list with a stress reaction in his lower back.
- Went 1-0, 1.82 in 4 starts before the injury...twice was the victim of blown saves.
- Made 2 apps after he was reinstated from the 60-day IL on 9/23 (8.1ip, 6h, 5er, 4bb, 4k, 1hr)...both times pitched in relief of starter Graham Ashcraft.
- Was a non-roster invitee to 2022 Major League spring training camp.
- Began the season at Louisville, where in 2 starts and 2 relief apps he went 2-1, 2.84 before he was promoted to make his season and Reds debut in a start on 4/30 at Col...left that 4-3 loss with a 2-0 lead and was the victim of a blown save.
- In the 4-0 win on 5/12 at Pit, earned his first Major League victory...in the team's 32nd game, became the first Reds pitcher this season to throw at least 6.0 innings...the Reds' 31 games to begin a season in which the starting pitcher failed to pitch at least 6.0 innings are the most in the Major Leagues since 1893, when the mound was moved to its current distance.
- Made his last appearance before the injury in the 10-inning, 5-4 win on 5/17 at Cle...threw 7.2 innings, the most by a Reds pitcher to that point in the season, and left with a 2-1 lead...was the victim of a blown save when Owen Miller's 2-run HR in the ninth off Art Warren tied it at 4-4...retired 17 of his last 19 batters, including 15 straight heading into the eighth inning.
- Was scratched from a scheduled start on 5/22 at Tor...the next day went on the 60-day injured list with the lower back injury.
- Didn't pitch again for the Reds until a relief outing on 9/24 vs Mil, following rehab apps on 9/13 & 9/18 for Louisville.
- With 2 outs in the third inning of the 6-1 loss on 9/30 at Wrigley Field, in his final appearance of the season, entered the game for starter Graham Ashcraft and threw 5.1 scoreless innings in the longest relief appearance of his career...walked his first batter but then retired 13 consecutive batters until Ian Happ singled to lead off the bottom of the eighth inning.
- Was the longest relief appearance by a Reds pitcher since Jake Buchanan threw 5.1 innings on 6/4/17 vs Atl and the longest scoreless relief appearance by a Reds pitcher since David Holmberg threw 5.2 scoreless innings on 9/8/14 vs StL.

2021 SEASON

- In his Major League debut made 3 starts and 6 relief apps for the Blue Jays and Pirates.
- From 8/12-8/24 made 4 scoreless relief apps for the Blue Jays before he was designated for assignment on 9/3...3 days later was claimed off waivers by the Pirates, for whom he made 2 relief apps and all 3 of his starts.
- For the season, didn't allow a run in 6 relief apps (8.2ip, 4h, 2bb, 6k, .143baa).
- Posted an ERA of 10.80 in his 3 starts (6.2ip, 10h, 8er, 3bb, 9k, 2hr, .357baa).
- Made his Major League debut on 8/12/21 for the Blue Jays in a 6-3 loss at LAA...entered the game with 2 outs in the seventh inning, trailing 6-3, and retired all 4 batters faced...Jo Adell grounded out to end the seventh inning and retired all 3 batters in the eighth (Brandon Marsh L7, Kurt Suzuki 6-3, Jack Mayfield FP3).
- Didn't allow a run in his first 7 Major League apps (11.2ip, 6h, 3bb, 9k, .154baa).
- While pitching for the Pirates made 2 apps vs the Reds, both at Great American Ball Park...pitched in relief in a 9-5 loss on 9/20 (1ip, 1k) and started the 13-1 loss on 9/27 (1ip, 6h, 4er, 0bb, 2k, Joey Votto 2-run HR).
- Following the season was declared a minor league free agent.
- On 11/26 was signed by the Reds to a minor league contract with an invitation to 2022 Major League spring training camp.

PERSONAL: Played shortstop and pitched at Atlee High School in Mechanicsville, VA...played 3 seasons at Old Dominion University...missed out on a fourth collegiate season because of a right shoulder injury...his father, Dee, was selected by the Yankees in the seventh round of the 1982 secondary draft.

OVERTON'S CAREER TRANSACTIONS

- Was selected by the Marlins in the 15th round (437th overall) of the June 2014 first-year player draft.
- On Batavia's 60-day disabled list, August 22-remainder of the season, 2014.
- Was released by the Marlins, July 9, 2015.
- Was signed by the Nationals to a minor league contract, July 24, 2015.
- Was declared a minor league free agent, November 6, 2015.
- Was signed by the Giants to a minor league contract, August 12, 2016.
- On San Jose's 7-day injured list with a torn ulnar collateral ligament in his right elbow, August 14-remainder of the season, 2016.
- On Salem-Keizer's 60-day disabled list following right elbow surgery, June 15-remainder of season, 2017.
- On San Jose's 7-day disabled list, July 27-remainder of the season, 2018.
- On Richmond's 7-day injured list, May 7-20, 2019.
- Was released by the Giants, June 11, 2019.
- Was signed by the Blue Jays to a minor league contract, February 29, 2020.
- Was declared a minor league free agent, November 1, 2020.
- Was re-signed by the Blue Jays to a minor league contract, January 28, 2021.
- Was claimed off waivers by the Pirates, September 6, 2021.
- On Pirates' 10-day injured list, September 28-remainder of the season, 2021.
- Was declared a minor league free agent, November 7, 2021.
- Was signed by the Reds to a minor league contract with an invitation to 2022 Major League spring training camp, November 26, 2021.
- On 60-day injured list with a stress reaction in his lower back, May 23-September 22, 2022; included a rehabilitation assignment at Louisville, September 13-22.

Career Pitching

Yr	Club	W-L	ERA	G	GS	CG	SHO	SV	IP	H	R	ER	HR	BB	SO	WP	BK
14	Batavia - A	1-2	4.71	17	0	0	0	1	21.0	24	15	11	2	14	20	2	0
15	Auburn - A	1-1	3.72	12	0	0	0	0	19.1	17	9	8	1	5	13	2	2
	Greensboro - A	0-0	13.03	8	0	0	0	0	9.2	24	14	14	3	5	7	0	0
	Syracuse - AAA	1-0	4.50	1	0	0	0	0	2.0	2	1	1	0	1	2	0	0
16	Sioux City - IND	5-1	1.96	30	0	0	0	11	36.2	21	10	8	1	12	45	1	0
	San Jose - A	0-0	54.00	1	0	0	0	0	0.1	1	2	2	1	2	1	0	0
17	Salem-Keizer - A	Injured, Did Not Play															
18	San Jose - A	2-0	4.68	14	0	0	0	2	25.0	26	13	13	2	7	23	0	0
	Sacramento - AAA	0-0	6.23	2	0	0	0	0	4.1	4	3	3	0	3	6	1	0
	Richmond - AA	0-1	4.91	7	2	0	0	0	18.1	23	12	10	3	7	19	0	0
19	Richmond - AA	3-0	3.62	14	0	0	0	0	27.1	33	16	11	3	11	25	7	1
	Lancaster - IND	3-5	4.02	9	9	0	0	0	53.2	46	25	24	7	15	56	4	1
21	Buffalo - AAA	2-1	2.03	21	7	0	0	0	57.2	52	14	13	3	10	50	4	0
	Toronto	0-0	0.00	4	0	0	0	0	6.2	4	0	0	0	2	4	1	0
	Indianapolis - AAA	0-0	0.00	1	0	0	0	0	1.0	0	0	0	0	1	2	0	0
	Pittsburgh	0-1	8.31	5	3	0	0	0	8.2	10	8	8	2	3	11	0	0
22	Louisville - AAA	2-3	2.70	6	4	0	0	0	26.2	22	12	8	4	5	31	0	1
	Cincinnati	1-0	2.73	6	4	0	0	0	33.0	21	10	10	1	11	14	0	0
	Major Totals	1-1	3.35	15	7	0	0	0	48.1	35	18	18	3	16	29	1	0
	Reds Totals	1-0	2.73	6	4	0	0	0	33.0	21	10	10	1	11	14	0	0
	Minor Totals	12-8	3.98	104	13	0	0	3	212.2	228	111	94	22	71	199	16	4
	Independent Totals	8-6	3.19	39	9	0	0	11	90.1	67	35	32	8	27	101	5	1

SINGLE-SEASON CAREER HIGH STREAKS

Scoreless Streak By Game: 7g, 8/12-9/20, 2021; Scoreless Streak By Inning: 13.2ip, 8/12-9/23, 2021;
Winning Streak: None; Losing Streak: None



JHONNY PEREDA

C
83

Age: 26 Ht.: 6-1 Wt.: 202 Bats: R Throws: R ML Service: 0.000

Born: 4/18/96 Birthplace: San Juan, VZ Resides: Santa Evudige, VZ

Acquired: Was signed to a minor league contract and invited to 2023 Major League spring training camp, December 6, 2022.

Contract: Signed through the 2023 season and under team control through 2028.

Non-Roster

CAREER HIGHLIGHTS

- First name is spelled Jhonny...last name is pronounced per-AY-duh.
- Originally was signed by Cubs scout Hector Ortega as a 16-year-old in April 2013.
- Following the 2020 COVID-19 season, which he spent at the Red Sox' alternate training site in Pawtucket, was the Venezuelan Winter League Rookie of the Year.
- In 2019 for Class AAA Iowa received a Rawlings Minor League Gold Glove Award...during that season, threw out more attempted base stealers than any other Class AA or Class AAA catcher (44-132, 33%).
- In 2018 was a mid-season Carolina League All-Star.
- Following the 2018 season played for Mesa in the prestigious Arizona Fall League (8g, .276, 2 2b, 3rbi).
- In each of the last 3 off-seasons played for Caracas in the Venezuelan Winter League (99g, .304, 19 2b, 6hr, 49rbi).
- In his minor league career has made 441 apps at catcher, 86 apps at 1B and 2 apps at 3B.

2022 SEASON

- In December 2021 was signed by the Giants to a minor league contract and spent the 2022 regular season at their Class AAA Sacramento affiliate.
- Following the season elected free agency.
- On 12/6 was signed by the Reds to a minor league contract and invited to 2023 Major League spring training camp.
- Played for Caracas in the Venezuelan Winter League (36g, .308, 4 2b, 5hr, 25rbi).

PERSONAL: Was born in San Juan, located in the capital district of Caracas, VZ.

PEREDA'S CAREER TRANSACTIONS

- Was signed by the Cubs as a non-drafted free agent, April 1, 2013. Was signed by Hector Ortega.
- Was acquired by the Red Sox for RHP Travis Lakins, March 23, 2020.
- Was signed by the Giants to a minor league contract with an invitation to 2022 Major League spring training camp, December 15, 2021.
- Was signed by the Reds to a minor league contract with an invitation to 2023 Major League spring training camp, December 6, 2022.

Career Hitting

Yr	Club	AVG	G	AB	R	H	2B	3B	HR	RBI	SH	SF	HB	BB	SO	SB	CS	OBP	SLG	E
13	VSL Cubs - R	.213	59	188	18	40	9	0	2	21	1	3	1	22	36	0	0	.294	.293	7
14	VSL Cubs - R	.228	63	215	24	49	6	1	1	14	1	0	4	23	16	1	4	.314	.279	6
15	AZL Cubs - R	.143	11	35	6	5	3	0	0	1	0	1	1	3	6	0	0	.225	.229	1
16	AZL Cubs - R	.289	41	128	17	37	7	1	2	23	0	2	3	16	21	0	2	.376	.406	6
17	South Bend - A	.249	92	317	33	79	13	0	0	29	1	0	4	37	60	2	3	.335	.290	6
18	Myrtle Beach - A	.272	122	441	51	120	12	2	8	57	1	2	1	51	68	4	2	.347	.363	7
19	Tennessee - AA	.241	98	344	28	83	16	0	2	39	2	2	1	49	55	2	1	.336	.305	4
21	Worcester - AAA	.247	25	77	8	19	2	0	0	11	0	2	0	9	10	1	0	.318	.273	3
	Portland - AA	.246	39	126	14	31	12	1	0	9	0	0	0	22	17	0	0	.358	.357	4
22	Sacramento - AAA	.272	65	206	23	56	10	0	4	25	1	4	0	35	41	0	1	.371	.379	4
	Minor Totals	.250	615	2077	222	519	90	5	19	229	7	16	15	267	330	10	13	.337	.325	48



CONNOR PHILLIPS

@Phillip_Connor

RHP

93

Age: 21 Ht.: 6-2 Wt.: 209 Bats: R Throws: R ML Service: 0.000

Born: 5/4/01 Birthplace: Houston, TX Resides: Magnolia, TX

Acquired: From the Mariners as the PTBN in the 3/14/22 trade in which the Reds sent to Sea 3B Eugenio Suárez & OF Jesse Winker for RHP Justin Dunn, OF Jake Fraley & LHP Brandon Williamson, March 29, 2022.

Contract: Signed through 2023 season, under team control through 2028.

Non-Roster

CAREER HIGHLIGHTS

- Was selected by the Mariners in Compensation Round B (64th overall) of the June 2020 first-year player draft.
- Entered the 2023 season rated by *Baseball America* the ninth-best prospect in the organization...his fastball and slider are rated the best in the system.
- Prior to his March 2022 trade to the Reds, was rated by *Baseball America* the 12th-best prospect in the Mariners' organization and by MLB Pipeline the 15th-best prospect in their system.
- Was traded to the Reds along with LHP Brandon Williamson, who was ranked 83rd in *Baseball America's* Top 100 list as the Mariners' fifth-best prospect.
- Was Low-A West Pitcher of the Week for 8/2-8/8, 2021.
- In 2020 participated in the Mariners' Player Development Fall League.

2022 SEASON

- In his first season in the organization went 5-8, 3.78 in 24 starts at Class A Dayton and Class AA Chattanooga.
- Began the season with the Dragons...was promoted to the Lookouts on 6/28.
- Ranked among Reds minor league leaders in opponents' BA (1st, .220), ERA (2nd, 3.78), WHIP (2nd, 1.40), strikeouts (3rd, 150), starts (T3rd, 24) and innings pitched (7th, 109.2).

2021 SEASON

- In his first professional season went 7-4, 4.62 in 17 starts at Class A Modesto and Class A+ Everett.
- In 76.0 innings allowed just 64 hits while recording 111 strikeouts.
- Ranked among the Low-A West pitching leaders in wins (T3rd) and strikeouts (9th).
- Recorded 12 strikeouts on 8/5 at Stockton and 13 strikeouts on 9/9 vs Inland Empire.

PERSONAL: In 2019 graduated from Magnolia West (TX) High School in Magnolia, Texas, where as a senior he was the district's Most Valuable Player while a second-team All-State selection...played 1 season, in 2020, at McLennan Community College in Waco, Texas.

PHILLIPS' CAREER TRANSACTIONS

- Was selected by the Blue Jays in the 35th round of the June 2019 first-year player draft. Did not sign.
- Was selected by the Mariners in Compensation Round B (64th overall) of the June 2020 first-year player draft. Was signed by Derek Miller.
- Was acquired by the Reds as the player to be named in the 3/14/22 trade in which the Reds sent to the Mariners 3B Eugenio Suárez and OF Jesse Winker for RHP Justin Dunn, OF Jake Fraley and minor league LHP Brandon Williamson, March 29, 2022.

Career Pitching

Yr	Club	W-L	ERA	G	GS	CG	SHO	SV	IP	H	R	ER	HR	BB	SO	WP	BK
21	Everett - A	0-1	2.25	1	1	0	0	0	4.0	2	3	1	1	2	7	2	0
	Modesto - A	7-3	4.75	16	16	0	0	0	72.0	62	42	38	1	44	104	15	2
22	Dayton - A	4-3	2.95	12	12	0	0	0	64.0	39	23	21	5	32	90	4	0
	Chattanooga - AA	1-5	4.93	12	12	0	0	0	45.2	48	26	25	3	34	60	2	1
Minor Totals		12-12	4.12	41	41	0	0	0	185.2	151	94	85	10	112	261	23	3

BASEBALL AMERICA'S TOP 10 REDS PROSPECTS

1. Elly De La Cruz, IF
2. Noeivi Marte, IF
3. Edwin Arroyo, IF
4. Cam Collier, IF
5. ... C. Encarnacion-Strand, IF
6. Chase Petty, RHP
7. Spencer Steer, IF
8. Sal Stewart, IF
- 9. Connor Phillips, RHP**
10. ... Brandon Williamson, LHP



CHAD PINDER

INF / OF
9

Age: 31 Ht.: 6-2 Wt.: 210 Bats: R Throws: R ML Service: 6.047

Born: 3/29/92 Birthplace: Richmond, VA Resides: Charlotte, NC

Acquired: Was signed to a minor league contract and invited to Major League spring training camp, February 1, 2023.

Contract: Signed through the 2023 season and under team control through 2023.

Non-Roster

CAREER HIGHLIGHTS

- Was drafted by the Athletics in 2013 and spent the last 10 seasons in their organization.
- Started each of the last 4 Opening Day games (LF in 2019, 2B in 2020, RF in 2021, LF in 2022).
- Holds Oakland Athletics career records for pinch-hit home runs (6) and pinch-hit RBI (24)...hit all 6 pinch-hit HR with runners on base (three 2-run HR, two 3-run HR, 1 grand slam).
- In his Major League career has played every position but catcher.
- Never played outfield prior to 2017.
- 5 times in his career started at 5 different positions or more in a season, including designated hitter (7 positions in 2018 & 2019, 6 positions in 2017 & 2021, 5 positions in 2022).
- In 2018 became the first player in Oakland history to start in a season at least 1 game at 7 positions...did it again in 2019.
- On 6/15/17 vs NYY, started in RF and moved to SS in the eighth inning...became the third player in Oakland history to play RF and SS in the same game (Tony Phillips, 7/4/89 vs KC; Bill Almon, 6 times in 1983 & 1984)...Pinder did it again on 8/21/17 at Bal.
- On 4/27/22 at SF, following a 9-day stint on the injured list, became the first player in Athletics history to produce a leadoff home run in a 1-0 win (off Sammy Long).
- At Class AA Midland in 2015 was the Athletics' Organizational Hitter of the Year, Texas League Player of the Year and a member of the prestigious Arizona Fall League Top Prospects Team.

2022 SEASON

- Made his fourth consecutive Opening Day start (LF in 2019, 2B in 2020, RF in 2021, LF in 2022)
- For the Athletics made 111 apps, including starts in LF (54gs), RF (20gs), designated hitter (11gs), 1B (2gs) and 3B (2gs).
- Was 1 of 11 players tied for the Major League lead with 2 grand slams...produced his slams on 7/12 at Tex off Kolby Allard and 7/26 vs Hou off Luis Garcia.
- From 4/14-5/4 hit .351 during a career-high 10-game hitting streak surrounded by a 9-day stint on the COVID-19 injured list (4/18-4/26).
- Prior to the game on 4/27 at SF came off the IL and hit the first leadoff home run of his career (off Sammy Long)...became the first player in Athletics history to produce a leadoff HR in a 1-0 win.
- Following the season became a free agent.
- On 2/1/23 was signed by the Reds to a minor league contract with an invitation to Major League spring training camp.

PERSONAL: Graduated from Poquoson (VA) High School...in 2016 graduated from Virginia Tech...as a junior in 2013, was selected to the Blacksburg Regional All-Tournament Team, ACC All-Tournament Team and All-ACC First Team...earned All-ACC Academic Team honors in 2011 and 2012...his outfielder brother, Chase, was selected by the Cardinals in the seventh round of the June 2017 first-year player draft.

GRAND SLAMS (4)	
Date	Pitcher
5/19/18 for Oak at Tor	Tyler Clippard
9/24/21 for Oak vs Hou *	Brooks Raley
7/12/22 for Oak at Tex	Kolby Allard
7/26/22 for Oak vs Hou	Luis Garcia
* Pinch-hit HR	
MULTI-HOMER GAMES (3)	
Date	Pitchers
5/31/17 at Cle	Mike Clevenger
8/26/17 vs Tex	Cole Hamels
9/9/17 vs Hou	Chris Devenski, Michael Feliz
LEADOFF HOME RUNS (1)	
Date	Pitcher
4/27/22 for Oak at SF	Sammy Long
PINCH-HIT HOME RUNS (6)	
Date	Pitcher
6/18/19 for Oak vs Bal	Dan Straily
8/3/19 for Oak vs STL	Tyler Webb
8/16/20 for Oak at SF	Wandy Peralta
4/21/21 for Oak vs Hou	Brooks Raley
9/24/21 for Oak vs Hou *	Brooks Raley
9/6/22 for Oak vs Atl	Dylan Lee
* Grand slam	

PINDER'S CAREER TRANSACTIONS

- Was selected by the Athletics with the third pick in Competitive Balance Round B of the 2013 first-year player draft. Was signed by Neil Avent.
- On 10-day disabled list with a left hamstring strain, June 24-July 30, 2017; included a rehabilitation assignment at Nashville, July 18-30.
- On 10-day disabled list with a hyperextended left knee, April 6-15, 2018; included a rehabilitation assignment at Stockton, April 14-15.
- On 10-day disabled list with a left elbow laceration, July 29-August 6, 2018.
- On restricted list, August 28-30, 2020.
- On 10-day injured list with a right hamstring strain, September 13-26, 2020.
- On 10-day injured list with a left knee sprain, April 5-May 13, 2021; included a rehabilitation assignment at Las Vegas, May 10-13.
- On 10-day injured list with a right hamstring strain, July 8-August 19, 2021; included a rehabilitation assignment at Las Vegas, August 15-19.
- On COVID-19 injured list, April 18-April 26, 2022.
- Was signed by the Reds to a minor league contract and invited to Major League spring training camp, February 1, 2023.

		CAREER FIELDING							
Pos.	Pct.	G	PO	A	E	TC	DP	PB	
2B	.972	92	102	140	7	249	23	-	
SS	.955	43	47	81	6	134	18	-	
CF	1.000	16	20	0	0	20	0	-	
LF	.994	195	313	7	2	322	0	-	
RF	.983	148	233	5	4	242	2	-	
1B	1.000	6	42	0	0	42	4	-	
3B	.948	55	28	63	5	96	5	-	
P	---	1	0	0	0	0	0	-	

Career Hitting

Yr	Club	AVG	G	AB	R	H	2B	3B	HR	RBI	SH	SF	HB	BB	SO	SB	CS	OBP	SLG	E
13	Vermont - A	.200	42	140	14	28	4	0	3	8	0	3	6	12	41	1	0	.286	.293	9
14	Stockton - A	.288	94	403	61	116	32	5	13	55	1	2	8	22	99	12	9	.336	.489	16
15	Midland - AA	.317	117	477	72	151	32	2	15	86	4	5	8	28	103	7	5	.361	.486	26
16	Nashville - AAA	.258	107	426	72	110	23	3	14	51	1	4	9	25	108	5	1	.310	.425	29
	Oakland	.235	22	51	4	12	4	0	1	4	0	1	0	3	14	0	0	.273	.373	3
17	#Nashville - AAA	.266	17	64	3	17	2	1	1	2	0	0	1	6	23	2	1	.338	.375	3
	Oakland	.238	87	282	36	67	15	1	15	42	0	3	5	18	92	2	1	.292	.457	6
18	#Stockton - A	.286	2	7	1	2	1	0	1	1	0	0	1	1	1	0	0	.444	.857	0
	Oakland	.258	110	298	43	77	12	1	13	27	2	0	6	27	88	0	2	.332	.436	6
19	Oakland	.240	124	341	45	82	21	0	13	47	1	3	5	20	88	0	1	.290	.416	5
20	Oakland	.232	24	56	8	13	3	0	2	8	0	0	0	5	13	0	0	.295	.393	1
21	#Las Vegas - AAA	.286	7	28	6	8	2	0	2	10	0	1	0	2	8	0	0	.323	.571	1
	Oakland	.243	75	214	30	52	16	1	6	27	0	1	2	16	62	1	0	.300	.411	2
22	Oakland	.235	111	361	38	85	18	0	12	42	1	2	0	14	118	2	0	.263	.385	1
	Major Totals	.242	553	1603	204	388	89	3	62	197	4	10	18	103	475	5	4	.294	.417	24
	Minor Totals	.280	386	1545	229	432	96	11	49	213	6	15	33	96	383	27	16	.332	.451	84

Injury rehab, In 2015 led the Texas League in RBI (86) and total bases (232)

Career Pitching

Yr	Club	W-L	ERA	G	GS	CG	SHO	SV	IP	H	R	ER	HR	BB	SO	WP	BK
22	Oakland	0-0	27.00	1	0	0	0	0	1.0	2	3	3	0	2	0	0	0

5/18/22 for Oak vs Min (14-4 Athletics loss)

Wild Card Series Record

Yr	Club, Opponent	AVG	G	AB	R	H	2B	3B	HR	RBI	SH	SF	HB	BB	SO	SB	CS	OBP	SLG	E
20	Oak vs CWS	.333	3	9	0	3	0	0	0	2	0	0	0	1	2	0	0	.400	.333	0

On Athletics' Wild Card roster in 2018 vs NYY and 2019 vs TB but did not play

Division Series Record

Yr	Club, Opponent	AVG	G	AB	R	H	2B	3B	HR	RBI	SH	SF	HB	BB	SO	SB	CS	OBP	SLG	E
20	Oak vs Hou	.308	4	13	2	4	1	0	2	5	0	1	0	2	4	0	0	.375	.846	0

SINGLE-SEASON CAREER HIGH STREAKS

Hitting Streak: 10g, 4/14-5/4, 2022; Hitless Streak: 21ab, 5/22-5/30, 2021



HENRY RAMOS

@HRamos14_

OF
87

Age: 30 Ht.: 6-0 Wt.: 215 Bats: S Throws: R ML Service: 0.029

Born: 4/15/92 Birthplace: Maunabo, PR Resides: Kissimmee, FL

Acquired: Was signed to a minor league contract and invited to Major League spring training camp, January 12, 2023.

Contract: Signed through the 2023 season and under team control through 2028.

Non-Roster

CAREER HIGHLIGHTS

- Was on the 2023 World Baseball Classic roster for Team Puerto Rico.
- Made all 18 of his Major League apps, including 11 starts, in September 2021 for the Diamondbacks.
- Beginning in 2013 has played 394 games in the winter leagues in Puerto Rico (Ponce, Caguas, Mayaguez), Venezuela (Caracas) and Mexico (Culiacan).
- In his winter league career has hit .258 with 63 doubles, 7 triples, 22 HR, 135 RBI and 24 stolen bases.
- In 2022 played for Mayaguez in the Puerto Rican Winter League (47g, .261, 8 2b, 2 3b, 3hr, 18rbi, 5sb).
- In 2020, while playing for Mayaguez was a Puerto Rican Winter League All-Star.
- In 2014, his throwing arm was rated the best among Red Sox minor leaguers.
- In 2013 hit 27 doubles to lead Class A Salem to the Carolina League's Mills Cub Championship.
- His younger brother, Heliot, was the Giants' first-round draft pick in 2017 (19th overall).

2022 SEASON

- Played for the KT Wiz in the Korean Baseball Organization (18g, .200, 1 2b, 1 3b, 3hr, 11rbi, 2sb).
- On 1/12/23 was signed by the Reds to a minor league contract and invited to 2023 Major League spring training camp.

PERSONAL: Attended Alfonso Casta Martinez High School in Maunabo, Puerto Rico.

RAMOS' CAREER TRANSACTIONS

- Was selected by the Red Sox in the fifth round of the June 2010 first-year player draft. Was signed by Edgar Perez.
- Was signed by the Dodgers to a minor league contract and invited to 2017 Major League spring training camp, November 21, 2016.
- On Portland's 7-day disabled list with a stress fracture in his left tibia, May 29-September 18, 2014.
- On Portland's 7-day disabled list with left knee inflammation, April 19-July 7 and August 22-remainder of the season, 2015; included rehab assignments at GCL Red Sox, June 22-July 3 and at Lowell, July 4-7.
- On Portland's 7-day disabled list with a left knee sprain, April 17-24, 2016.
- On Portland's 7-day disabled list with a left hamstring strain, August 29-remainder of the season, 2016.
- On Tulsa's 7-day disabled list with a right knee sprain, June 8-19, 2017.
- On Oklahoma City's 7-day disabled list with a left hamstring strain, August 18-30, 2018.
- Was signed by the Giants to a minor league contract and invited to Major League spring training camp, January 24, 2019.
- Was signed by the Rangers to a minor league contract and invited to Major League spring training camp, January 2, 2020.
- Was signed by the Diamondbacks to a minor league contract, May 19, 2021.
- Was signed by the Reds to a minor league contract and invited to Major League spring training camp, January 12, 2023.

CAREER FIELDING								
Pos.	Pct.	G	PO	A	E	TC	DP	PB
LF	.833	5	10	0	2	12	0	-
RF	1.000	8	18	0	0	18	0	-

Career Hitting

Yr	Club	AVG	G	AB	R	H	2B	3B	HR	RBI	SH	SF	HB	BB	SO	SB	CS	OBP	SLG	E	
10	GCL Red Sox - R	.309	43	136	18	42	8	1	3	26	2	3	3	12	28	12	6	.370	.449	4	
	Lowell - A	.125	7	24	1	3	0	0	0	2	0	0	0	1	8	0	0	.160	.125	2	
11	Greenville - A	.262	85	332	40	87	17	4	5	43	0	3	2	17	76	15	6	.299	.383	8	
12	Greenville - A	.254	122	441	61	112	24	4	8	63	5	0	4	44	101	12	10	.327	.381	9	
13	Salem - A	.252	129	469	69	118	27	7	12	55	6	7	3	55	100	11	12	.330	.416	4	
14	Portland - AA	.326	48	181	26	59	9	2	2	23	1	0	1	11	38	2	4	.368	.431	4	
15	#GCL Red Sox - R	.292	8	24	4	7	0	0	0	2	0	0	1	5	3	2	0	.433	.292	0	
	#Lowell - A	.333	3	12	1	4	0	0	0	1	1	0	0	0	4	0	0	.308	.333	0	
	Portland - AA	.244	37	131	8	32	11	2	0	8	2	0	0	14	26	0	0	.317	.359	2	
16	Portland - AA	.281	45	171	20	48	6	3	3	11	4	1	2	11	25	3	3	.330	.404	3	
	Pawtucket - AAA	.247	57	190	18	47	8	3	5	29	2	5	1	11	44	4	2	.285	.400	2	
17	Tulsa - AA	.416	25	89	18	37	4	1	5	17	0	2	0	10	15	1	0	.465	.652	3	
	Oklahoma City - AAA	.295	30	105	16	31	8	0	3	8	0	0	0	6	13	2	2	.333	.457	1	
18	Oklahoma City - AAA	.297	106	357	45	106	22	4	10	58	4	1	0	31	69	8	4	.352	.465	3	
19	Sacramento - AAA	.269	96	335	50	90	21	0	12	40	2	3	2	24	74	3	2	.319	.439	3	
21	Reno - AAA	.371	75	256	62	95	16	1	12	57	0	4	5	29	48	4	5	.439	.582	1	
	Arizona	.200	18	50	5	10	2	0	1	8	0	1	0	4	12	0	0	.255	.300	2	
22	KT Wiz - KBO	.200	18	72	10	18	1	1	3	11	1	1	2	4	18	2	0	.304	.417	2	
Major Totals		.200	18	50	5	10	2	0	1	8	0	1	0	4	12	0	0	.255	.300	2	
Minor Totals		.282	916	3253	457	918	181	32	80	443	29	30	24	281	672	79	56	.341	.431	49	
KBO Totals		.200	18	72	10	18	1	1	3	11	1	1	2	4	18	2	0	.304	.417	2	
# Injury rehab																					

SINGLE-SEASON CAREER HIGH STREAKS
Hitting Streak: 3g, 9/8-9/12, 2021; **Hitless Streak:** 9ab, 9/28-9/30, 2021



MATT REYNOLDS

@ReyRey_5

INF / OF

3

Age: 32 Ht.: 6-1 Wt.: 210 Bats: R Throws: R ML Service: 2.093

Born: 12/3/90 Birthplace: Tulsa, OK Resides: Prosper, TX

Acquired: Was claimed off waivers from the Mets, April 24, 2022.

Contract: Signed through the 2023 season and under team control through 2026.

Non-Roster

CAREER HIGHLIGHTS

- Was an MiLB.com Organization All-Star for the Mets in 2014 and for the Nationals in 2019.
- In 2015 was a mid-season Pacific Coast League All-Star.
- In 2014 was an Arizona Fall League Rising Star.
- Was Pacific Coast League Player of the Week for 7/28-8/3, 2014.
- On 5/17/16 made his Major League debut in a start at 3B in the Mets' 2-0 win vs Wsh.
- Recorded his first career hit on 5/25/16 at Wsh, his first career RBI on 6/4/16 at Mia and his first career home run on 6/22/16 vs KC.

REDS POSITION PLAYERS TO PITCH IN 2022

Alejo Lopez	9/24/22 vs Mil (10-2 loss)
Alejo Lopez	8/29/22 vs StL (13-4 loss)
Alejo Lopez	8/16/22 vs Phi (11-4 loss)
Max Schrock	6/30/22 at Chc (15-7 loss)
Matt Reynolds	5/24/22 vs Chc (11-4 loss)
Matt Reynolds	5/4/22 at Mil (18-4 loss)

2022 SEASON

- On 4/24 was claimed off waivers from the Mets.
- From 8/23-9/8 missed 17 days and 15 games while on the 10-day injured list with left hip pain.
- Made 29 starts at 2B, 19 starts at SS, 6 starts at 3B, 6 starts at 1B, 5 starts in RF and 2 starts in LF (8/1 at Mia, 10/1 at Cubs).
- Also made apps at CF (1g, 5/20 at Tor) and pitcher (2g, 5/4 at Mil, 5/24 vs Cubs).
- On 8/1 at Mia made the first of his 2 starts in LF, when Tommy Pham was scratched from the lineup right before gametime after he was traded to the Red Sox.
- On 8/17 vs Phi made his only career start batting cleanup.
- Made the first 2 pitching apps of his Major League career, on 5/4 at Mil and 5/24 vs Cubs...made 6 pitching apps in the minor leagues (6.75er, 5.1ip, 4bb, 1k).
- In the 4-2 loss to the Cubs in the Field of Dreams game on 8/11, entered at 2B in the fourth inning for injured Jonathan India...singled in his first plate appearance to snap an 0-for-13 skid and in the seventh inning produced both Reds runs with a 2-run double.
- Was a non-roster invitee to the Mets' Major League spring training camp.
- Began the season with Class AAA Syracuse and joined the Mets on 4/15, when OF Brandon Nimmo and OF Mark Canha went on the injured list...was designated for assignment on 4/20, when Canha was reinstated from the IL.
- In his only appearance for the Mets, played RF in the eighth and ninth innings of a 3-2 loss on 4/16 vs Ari.
- Was designated for assignment on 1/13/23, when the Reds signed free agent RHP Luke Weaver.
- On 1/19/23 cleared waivers and was outrighted to Louisville.
- On 1/20/23 accepted the outright assignment to Louisville and was invited to 2023 Major League spring training camp.
- Wore uniform #4.

PERSONAL: Graduated from Bishop Kelly High School (Tulsa, OK), the same school attended by 2015 American League Cy Young Award winner Dallas Keuchel...in 2021 they were teammates with the White Sox...played at the University of Arkansas and helped lead the Razorbacks to the 2012 College World Series...as a junior was a first-team All-SEC selection and was named to the *Collegiate Baseball* All-America third team.

SINGLE-SEASON CAREER HIGH STREAKS

Hitting Streak: 5g, 7/24-7/29, 2022; Hitless Streak: 17ab, 6/13-8/26, 2022

REYNOLDS' CAREER TRANSACTIONS

- Was selected by the Mets in the second round of the 2012 first-year player draft. Was signed by Steve Gossett.
- Was acquired by the Nationals for cash, February 12, 2018.
- Was signed by the Royals to a minor league contract and invited to 2020 Major League spring training camp, November 18, 2019.
- Was signed by the White Sox to a minor league contract and invited to 2021 Major League spring training camp, December 17, 2020.
- Was signed by the Mets to a minor league contract and invited to 2022 Major League spring training camp, December 1, 2021.
- Was claimed off waivers by the Reds, April 24, 2022.
- On 10-day injured list with left hip pain, August 23-September 8, 2022; included a rehabilitation assignment at Louisville, September 4-8.

		CAREER FIELDING							
Pos.	Pct.	G	PO	A	E	TC	DP	PB	
P	---	2	0	0	0	0	0	0	-
1B	1.000	16	78	9	0	87	7	-	
2B	.962	48	50	75	5	130	14	-	
3B	1.000	51	18	41	0	59	4	-	
SS	.977	54	55	115	4	174	20	-	
LF	1.000	11	12	0	0	12	0	-	
RF	1.000	12	16	0	0	16	0	-	

Career Hitting

Yr	Club	AVG	G	AB	R	H	2B	3B	HR	RBI	SH	SF	HB	BB	SO	SB	CS	OBP	SLG	E
12	Savannah - A	.259	42	158	18	41	8	0	3	13	0	2	7	12	26	5	1	.335	.367	7
13	St. Lucie - A	.226	117	433	59	98	21	6	5	49	1	5	13	36	80	9	2	.302	.337	20
	Binghamton - AA	.000	1	3	0	0	0	0	0	0	0	0	0	0	0	0	0	.000	.000	1
14	Binghamton - AA	.355	58	211	33	75	5	3	1	21	0	2	0	29	41	6	3	.430	.422	8
	Las Vegas - AAA	.333	68	267	54	89	16	4	5	40	2	6	5	21	60	14	4	.385	.479	9
15	GCL Mets - R	.400	3	5	1	2	0	0	0	1	0	0	0	1	1	0	0	.500	.400	0
	Las Vegas - AAA	.267	115	445	70	119	32	5	6	65	1	7	5	32	92	13	4	.319	.402	12
16	Las Vegas - AAA	.264	71	269	43	71	15	2	2	24	1	0	3	26	64	9	2	.336	.357	9
	New York (NL)	.225	47	89	11	20	8	0	3	13	2	0	1	4	34	0	1	.266	.416	2
17	Las Vegas - AAA	.320	33	128	27	41	9	0	4	14	0	0	0	16	30	2	2	.396	.484	8
	New York (NL)	.230	68	113	12	26	1	2	1	5	1	0	2	14	37	0	1	.326	.301	1
18	#Auburn - A	.500	2	6	1	3	0	0	0	0	0	0	0	2	1	0	0	.625	.500	0
	Syracuse - AAA	.265	86	309	55	82	31	3	4	29	0	2	4	40	75	2	1	.355	.424	6
	Washington	.154	12	13	1	2	0	0	0	1	0	0	0	1	4	0	0	.214	.154	0
19	Fresno - AAA	.295	111	376	65	111	29	4	16	55	3	2	4	64	95	8	2	.401	.521	10
20	Kansas City	.000	3	11	1	0	0	0	0	0	0	0	0	0	7	0	0	.000	.000	0
21	Charlotte - AAA	.269	93	309	40	83	20	2	5	35	0	4	3	51	93	5	3	.373	.395	14
22	Syracuse - AAA	.118	8	17	1	2	0	0	1	3	0	1	0	3	5	0	0	.238	.294	0
	New York (NL)	.000	1	0	0	0	0	0	0	0	0	0	0	0	0	0	0	.000	.000	0
	Cincinnati	.246	92	244	31	60	10	1	3	23	0	1	1	26	78	5	0	.320	.332	6
	#Louisville - AAA	.300	3	10	0	3	0	0	0	1	0	0	0	1	1	0	0	.364	.300	0
	Majors Totals	.230	223	470	56	108	19	3	7	42	3	1	4	45	160	5	2	.302	.328	9
	Reds Totals	.246	92	244	31	60	10	1	3	23	0	1	1	26	78	5	0	.320	.332	6
	Minor Totals	.278	811	2946	467	820	186	29	52	350	8	31	44	334	664	73	24	.357	.414	104

Injury rehab

Career Pitching

Yr	Club	W-L	ERA	G	GS	CG	SHO	SV	IP	H	R	ER	HR	BB	SO	WP	BK
22	Cincinnati	0-0	6.75	2	0	0	0	0	1.1	3	1	1	0	*0	0	0	0

* 2 HBP

REYNOLDS' CAREER PITCHING APPEARANCES

Date / Opponent	Game	Score	Dec	IP	H	R	ER	BB	SO	HR	TP
5/4/22 for Cin at Mil	24	L, 4-18	-	0.1	2	0	0	0	0	0	10
5/24/22 for Cin vs Chc	42	L, 4-11	-	1.0	1	1	1	*0	0	0	11

Career Totals, 2 games (0-0, 6.75) 1.1 3 1 1 0 0 0 21

* 2 HBP



LYON

RICHARDSON 72

RHP

Age: 23 Ht.: 6-2 Wt.: 207 Bats: S Throws: R ML Service: 0.000

Born: 1/18/2000 Birthplace: Jensen Beach, FL Resides: Jensen Beach, FL

Acquired: Was selected by the Reds in the second round of the June 2018 first-year player draft. Was signed by Stephen Hunt.

Contract: Signed through the 2023 season and under team control through 2028.

2023 REDS

CAREER HIGHLIGHTS

- Entered the 2023 season rated No. 27 on *Baseball America's* Reds Top 40 Prospects list.
- In 2021 was rated one of the organization's best prospects by both *Baseball America* (#25) and MLB.com (#13).
- In 2019 was rated by MLB.com the Reds' 12th-best prospect.
- In 2018 was rated one of the organization's best prospects by both *Baseball America* (#15) and MLB.com (#18).

2022 SEASON

- Missed the season following "Tommy John" surgery to repair the torn ulnar collateral ligament in his right elbow.
- Was added to the 40-man roster at the 11/15 restricted list deadline, along with IF Elly De La Cruz, RHP Ricky Karcher, IF Noelvi Marte, RHP Levi Stoudt and RHP Brandon Williamson.

2021 SEASON

- Ranked among Reds minor league pitching leaders with 18 starts (T7th) and 91 strikeouts (T9th).
- At Class A Dayton was High-A Central League Pitcher of the Week for 5/4-5/10.
- Made his last appearance of the season on 8/25 at Fort Wayne...was bothered by a right elbow injury that led to off-season "Tommy John" surgery.
- Entered the season rated one of the organization's best prospects by both *Baseball America* (#25) and MLB.com (#13).

2020 SEASON

- Spent the season at the Reds' alternate training site as part of the 60-player pool roster.
- Was not on the 40-player Postseason roster.

PERSONAL: Graduated from Jensen Beach (FL) High School, where in 2018 he was named TC Palm's All-Area Player of the Year after posting a 7-0 record and sterling 0.58 ERA (48ip, 16h, 90k).

RICHARDSON'S CAREER TRANSACTIONS

- Was selected by the Reds in the second round of the June 2018 first-year player draft. Was signed by Stephen Hunt.
- On Dayton's 7-day injured list with a right elbow injury, August 26-remainder of the season, 2021.
- On Dayton's 60-day injured list recovering from "Tommy John" surgery to repair the torn ulnar collateral ligament in his right elbow, 2022 season.

Career Pitching

Yr	Club	W-L	ERA	G	GS	CG	SHO	SV	IP	H	R	ER	HR	BB	SO	WP	BK
18	Greeneville - R	0-5	7.14	11	11	0	0	0	29.0	37	27	23	3	16	24	6	0
19	Dayton - A	3-9	4.15	26	26	0	0	0	112.2	126	66	52	10	33	106	6	1
21	Dayton - A	2-5	5.09	19	18	1	0	0	76.0	74	54	43	9	38	91	8	1
22	Dayton - A	Injured, Did Not Play															
Minor Totals		5-19	4.88	56	55	1	0	0	217.2	237	147	118	22	87	221	20	2



CHUCKIE ROBINSON

@Crob_20

C

67

Age: 28 Ht.: 6-1 Wt.: 215 Bats: R Throws: R ML Service: 0.045

Born: 12/14/94 Birthplace: Danville, IL Resides: Danville, IL

Acquired: Was selected by the Reds in the third round of the Class AAA phase of the Rule 5 Draft, December 10, 2020.

Contract: Signed through the 2023 season and under team control through 2028.

Non-Roster

CAREER HIGHLIGHTS

- In 2023 is participating in his fourth Major League spring training camp (2019 & 2020 with Astros, 2021 & 2022 with Reds).
- While with the Reds in 2021 was 1 of 18 players invited to early Major League spring training camp.
- In 2017 was an MiLB.com Astros Organization All-Star and Midwest League All-Star...that post-season was named Midwest League Championship Series Most Valuable Player after producing 4 HR and 8 RBI in 9 games to lead Quad City to the title.
- In 2016, in his first professional season was a mid-season New York-Penn League All-Star.
- In 325 career games at catcher has thrown out 109 of 307 runners attempting to steal (36%).

2022 CATCHERS' ERA

Catcher	GS	IP	ER	ERA
Stephenson	20-23	351.2	190	4.86
Garcia	9-25	294.1	191	5.84
Romine	10-19	262.0	130	4.47
Papierski	12-15	252.2	122	4.35
Robinson	8-12	169.0	78	4.15
Kolozsvary	2-4	60.0	38	5.70
Okey	1-2	33.2	19	5.08

In 2022 the Reds used **7 catchers**, 1 shy of the **1909 franchise record** for number of players at that position used in a season.

2022 SEASON

- The Reds went 8-12 in his starts...pitchers posted a 4.15 ERA while he caught (169ip), lowest among Reds catchers.
- Was promoted from Louisville on 8/23, when C Michael Papierski was optioned.
- On 8/24 at Phi started behind the plate in his Major League debut...in the fifth inning singled off Cristopher Sánchez for his first career hit.
- Became the ninth Reds player to make his Major League debut and the 58th player to appear in a game, establishing a new single-season club record (2003, 57 players).
- Was 1 of 7 catchers to appear in a game for the Reds this season (Tyler Stephenson, Aramis Garcia, Mark Kolozsvary, Chris Okey, Michael Papierski, Austin Romine), 1 shy of the 1909 club record for catchers used in a season (8).
- Prior to his promotion on 8/23, spent 1 day on the roster...on 8/11 was the Reds' 27th player for the Field of Dreams game vs the Cubs...did not play.
- Preceding the Field of Dreams game, from 8/1-8/10 was on the Reds' Taxi Squad (3g at Mia, 3g at Mil, 3g at NYM).
- On 8/29 vs StL produced his first career home run and RBI (2-run off Miles Mikolas).
- In the seventh inning of the 3-2 win on 10/4 vs Cubs hit a 2-run HR off Keegan Thompson that tied the score at 2-2.
- Was a non-roster invitee to Major League spring training camp...appeared in 2 exhibition "A" games for the Reds.
- Began the regular season at Louisville...on 4/18, after 5 apps for the Bats, was sent to Class AA Chattanooga...made all 31 of his apps for the Lookouts before he was promoted back to Louisville on 6/10.
- On 10/14 cleared waivers and was outrighted to Louisville.
- On 11/10 became a minor league free agent.
- On 12/5 was re-signed by the Reds to a minor league contract and invited to 2023 Major League spring training camp.

2021 SEASON

- Spent the regular season at Class AA Chattanooga, where he made 57 starts behind the plate and 5 starts as the Lookouts' designated hitter.
- Was 1 of 18 players invited to early Major League spring training camp...appeared in 3 exhibition "A" games for the Reds (1-4, 2r), including 2 apps as a defensive replacement at catcher and another appearance as a pinch hitter/designated hitter.
- On 1/19/22 was invited to 2022 Major League spring training camp.

2020 SEASON

- Spent the season at the Astros' alternate training site as part of their 60-player pool Summer Camp roster.
- In December was selected by the Reds in the third round of the Class AAA phase of the Rule 5 Draft...was 1 of 6 players selected by the Reds in the minor league phase of that draft.

PERSONAL: In 2013 graduated from Danville (IL) High School...established a school record for career home runs with 19 and hit .372 during his senior season...led his team to a pair of regional championships and to one sectional title...3 times was named to *The News-Gazette's* All-Area first team...played 3 seasons at Southern Mississippi, where as a junior in 2016 he was named to the C-USA All-Tournament Team after winning the championship...is a third-generation professional catcher...his grandfather, Chuckie Sr., in the early 1960s spent a season as a catcher in the White Sox organization...his father, Chuck, spent the summer of 1991 in the minor league system of the Cubs.

ROBINSON'S CAREER TRANSACTIONS

- Was selected by the Astros in the 21st round (637th overall) of the June 2016 first-year player draft. Was signed by Justin Cryer.
- Was selected by the Reds in the third round of the Class AAA phase of the Rule 5 Draft, December 10, 2020.
- Became a minor league free agent, November 10, 2022.
- Was re-signed by the Reds to a minor league contract and invited to 2023 Major League spring training camp, December 5, 2022.

CAREER FIELDING								
Pos.	Pct.	G	PO	A	E	TC	DP	PB
C	.993	25	140	5	1	146	0	1

Career Hitting

Yr	Club	AVG	G	AB	R	H	2B	3B	HR	RBI	SH	SF	HB	BB	SO	SB	CS	OBP	SLG	E
16	Tri-City - A	.275	45	160	25	44	13	0	2	18	2	0	2	19	48	0	1	.359	.394	3
17	Quad Cities - A	.274	108	430	69	118	32	2	15	77	0	1	5	31	98	7	1	.330	.463	4
18	Buies Creek - A	.238	75	260	27	62	10	1	7	30	0	2	1	21	58	3	4	.296	.365	4
19	Corpus Christi - AA	.217	103	374	30	81	17	1	7	36	0	3	7	25	118	9	1	.276	.324	7
21	Chattanooga - AA	.248	66	210	40	52	8	0	8	24	0	0	6	28	46	2	2	.352	.400	6
22	Chattanooga - AA	.276	31	116	13	32	5	0	3	13	0	0	1	9	30	4	2	.333	.397	2
	Louisville - AAA	.253	27	87	11	22	5	1	2	12	0	0	1	5	19	0	0	.301	.402	3
	Cincinnati	.136	25	59	3	8	2	0	2	5	1	0	0	0	17	0	0	.136	.271	1
	Major Totals	.136	25	59	3	8	2	0	2	5	1	0	0	0	17	0	0	.136	.271	1
	Minor Totals	.251	455	1637	215	411	90	5	44	210	2	6	23	138	417	25	11	.317	.393	29

SINGLE-SEASON CAREER HIGH STREAKS

Hitting Streak: 2g (3x), Last: 10/2-10/4, 2022; **Hitless Streak:** 25ab, 8/29-9/18, 2022



AUSTIN ROMINE

C
26

Age: 34 Ht.: 6-1 Wt.: 215 Bats: R Throws: R ML Service: 8.148

Born: 11/22/88 Birthplace: Lake Forest, CA Resides: Mission Viejo, CA

Acquired: Was signed to a minor league contract and invited to 2023 Major League spring training camp, December 27, 2022.

Contract: Signed through the 2023 season and under team control through 2023.

Non-Roster

CAREER HIGHLIGHTS

- Played in parts of 11 seasons for the Yankees, Tigers, Cubs, Angels, Cardinals and Reds.
- His father, Kevin, was drafted by the Angels in the third round of the January 1980 draft, by the Phillies in the first round (21st overall) of the June 1980 draft and by the Red Sox in the second round of the June 1982 draft...he appeared in 331 games over 7 seasons with the Red Sox from 1985-1991.
- His brother, Andrew, was selected by LAA in the fifth round of the 2007 draft and from 2010-2021 appeared in 613 games for the Angels, Tigers, Mariners, Rangers and Cubs.
- In 2018 was the Yankees' nominee for the MLBPA's Heart & Hustle Award.
- In 2017 and 2018 was on the Yankees' Postseason rosters.
- In the ninth inning of the 16-1 Yankees win vs Bos in Game 3 of the 2018 Division Series, became only the second position player ever to pitch in a Postseason game (Tor's Cliff Pennington, 2015 ALCS Game 4 vs KC).
- Made his Major League debut on 9/11/11 for the Yankees at LAA.
- On 8/12/21 vs Mil, caught brother Andrew to become the first "brother battery" in the Major Leagues since Larry and Norm Sherry of the Dodgers did it on 6/28/62...became the first set of brothers to appear in the same game for the Cubs since Rick and Paul Reuschel did it on 5/30/78 vs Montreal and the first pair to be in the lineup at the same time since Hal and Danny Breedan on 6/4/71 vs Atl.
- In 2009 was the Florida State League's Most Valuable Player and TOPPS' FSL Player of the Year.
- Represented the Yankees in Major League Baseball's All-Star Futures Games in 2010 at Angel Stadium and 2011 at Chase Field.
- In 2015 was an International League All-Star.
- In 2008 played in the Hawaiian Winter League.
- In 2009, 2010 and 2012 played in the prestigious Arizona Fall League.

PINCH-HIT HOME RUNS (1)

Date	Pitcher
5/25/16 for NYY vs Tor	Chad Gironi

2022 SEASON

- Was a non-roster invitee to Angels Major League spring training camp...on 5/31 was released...on 6/17 was signed by the Cardinals to a minor league contract.
- Was designated for assignment on 8/1, when C Yadier Molina was reinstated from the injured list...at the next day's trade deadline was acquired by the Reds for cash.
- Reds pitchers went 10-19 in his 29 starts and posted a 4.47 ERA while he caught (262ip).
- Was 1 of 7 catchers to appear in a game for the Reds this season (Tyler Stephenson, Aramis Garcia, Mark Kolozsvary, Chris Okey, Michael Papierski, Chuckie Robinson), 1 shy of the 1909 club record for catchers used in a season (8).
- In his first plate appearance in the Reds' final game of the season, singled off Chi's Adrian Sampson to snap a career-high 0-for-25 skid...was the longest active hitless skid in the Major Leagues.
- For the Reds wore uniform #28.
- Became a free agent following the conclusion of the World Series.
- On 12/27 was re-signed by the Reds to a minor league contract and invited to 2023 Major League spring training camp.

PERSONAL: Graduated in 2007 from El Toro High School (Lake Forest, CA), the same school attended by Nolan Arenado...El Toro High is located just 19 miles from Ana's Angel Stadium.

ROMINE'S CAREER TRANSACTIONS

- Was selected by the Yankees in the second round (94th overall) of the 2007 first-year player draft.
- On Yankees' 15-day disabled list with a lower back strain, April 4-August 21, 2012; included rehabilitation assignments at GCL Yankees, July 13-25, at Tampa Yankees, July 26-August 6 and at Scranton/Wilkes-Barre, August 7-21.
- Was signed by the Tigers, December 13, 2019.
- Was signed by the Cubs, January 22, 2021.
- On Cubs' 10-day injured list with a right knee sprain, April 1-13, 2021.
- On Cubs' 10-day injured list with a left wrist sprain, April 26-August 11, 2021; was transferred to the 60-day injured list, May 5; included rehab assignments at ACL Cubs, July 26-August 6 and at Iowa, August 7-11.
- On Cubs' injured list, September 30-remainder of the 2021 season.
- Was signed by the Angels to a minor league contract and invited to Major League spring training camp, March 13, 2022; was released May 31.
- Was signed by the Cardinals to a minor league contract, June 17, 2022.
- Was acquired by the Reds for cash, August 2, 2022.
- Was re-signed by the Reds to a minor league contract and invited to 2023 Major League spring training camp, December 27, 2023.

CAREER FIELDING									
Pos.	Pct.	G	PO	A	E	TC	DP	PB	
C	.996	441	3257	195	14	3466	16	25	
1B	1.000	*21	79	12	0	91	7	-	
P	----	1	0	0	0	0	0	-	

* Last, 1 game in 2020, 7 starts (last, 4gs in 2017)

Career Hitting

Yr	Club	AVG	G	AB	R	H	2B	3B	HR	RBI	SH	SF	HB	BB	SO	SB	CS	OBP	SLG	E
07	GCL Yankees - R	.500	1	2	2	1	1	0	0	1	0	0	0	1	1	0	0	.667	1.000	0
08	Charleston - A	.300	104	407	66	122	24	1	10	49	0	1	3	25	56	3	0	.344	.437	6
09	Tampa - A	.276	118	442	61	122	28	3	13	72	0	6	4	29	78	11	5	.322	.441	10
10	Trenton - AA	.268	115	455	61	122	31	0	10	69	0	3	2	37	94	2	0	.324	.402	5
11	Trenton - AA	.286	85	336	43	96	13	0	6	47	0	2	3	32	60	2	2	.351	.378	4
	Scranton/W-B - AAA	.133	4	15	1	2	0	0	0	1	0	0	0	0	3	0	0	.133	.133	0
	New York (AL)	.158	9	19	2	3	0	0	0	0	0	0	1	5	0	0	.200	.158	1	
12	#Tampa - A	.389	5	18	2	7	0	0	1	1	0	0	0	1	3	0	0	.421	.556	0
	#GCL Yankees - R	.208	9	24	3	5	3	0	0	5	0	0	1	5	3	0	0	.367	.333	1
	#Scranton/W-B - AAA.213	.17	61	6	13	2	0	3	9	0	2	0	8	10	0	0	.296	.393	1	
13	Scranton/W-B - AAA.333	.14	42	5	14	0	0	1	4	0	0	0	4	12	0	0	.391	.405	0	
	New York (AL)	.207	60	135	15	28	9	0	1	10	3	1	1	8	37	1	0	.255	.296	3
14	Scranton/W-B - AAA.242	.81	285	33	69	17	0	6	33	3	1	0	24	54	1	0	.300	.365	6	
	New York (AL)	.231	7	13	2	3	1	0	0	1	0	0	0	4	0	0	.231	.308	0	
15	Scranton/W-B - AAA.260	.92	338	38	88	19	0	7	49	0	2	4	22	53	0	1	.311	.379	2	
	New York (AL)	.000	1	2	0	0	0	0	0	0	0	0	0	0	0	0	.000	.000	0	
16	New York (AL)	.242	62	165	17	40	11	0	4	26	1	3	0	7	31	1	0	.269	.382	1
17	New York (AL)	.218	80	229	19	50	9	1	2	21	2	3	2	16	57	0	0	.272	.293	1
18	New York (AL)	.244	77	242	30	59	12	0	10	42	1	3	2	17	67	1	0	.295	.417	4
19	New York (AL)	.281	72	228	29	64	12	0	8	35	1	1	0	10	50	1	1	.310	.439	2
20	Detroit	.238	37	130	12	31	5	0	2	17	0	1	0	4	47	0	0	.259	.323	0
21	#ACL Cubs - R	.250	2	4	0	1	1	0	0	0	0	0	0	0	0	0	0	.250	.500	0
	#Iowa - AAA	.500	2	6	2	3	1	0	0	0	0	0	0	0	1	0	0	.500	.667	0
	Chicago (NL)	.217	28	60	5	13	2	0	1	5	0	0	0	2	22	0	0	.242	.300	1
22	Salt Lake - AAA	.273	10	33	7	9	1	0	1	4	1	0	0	5	8	0	0	.368	.394	0
	Los Angeles (AL)	.250	3	8	0	2	0	0	0	0	1	0	0	3	0	0	.250	.250	0	
	Memphis - AAA	.318	6	22	1	7	1	0	0	4	0	0	0	0	4	0	0	.318	.364	0
	St. Louis	.154	11	26	2	4	1	0	0	0	0	0	2	7	0	0	.214	.192	0	
	Cincinnati	.147	37	95	8	14	2	0	3	9	1	0	1	2	36	0	0	.173	.263	1
	Major Totals	.230	484	1352	141	311	64	1	31	166	10	12	6	69	366	4	1	.268	.348	14
	Reds Totals	.147	37	95	8	14	2	0	3	9	1	0	1	2	36	0	0	.173	.263	1
	Minor Totals	.273	665	2490	331	681	142	4	58	348	4	17	17	193	440	19	8	.328	.404	35

Injury rehab

SINGLE-SEASON CAREER HIGH STREAKS

Hitting Streak: 11g, 4/30-6/4, 2018; Hitless Streak: 25ab, 9/16-10/3, 2022

Career Pitching

Yr	Club	W-L	ERA	G	GS	CG	SHO	SV	IP	H	R	ER	HR	BB	SO	WP	BK
19	New York (AL)	0-0	27.00	1	0	0	0	0	1.0	4	3	3	2	0	0	0	0

Only regular season pitching appearance on 7/25/19 for NYY at Bos, 19-3 loss (Xander Bogaerts solo HR, Sandy Leon 2-run)

Wild Card Record

Yr	Club, Opponent	AVG	G	AB	R	H	2B	3B	HR	RBI	SH	SF	HB	BB	SO	SB	CS	OBP	SLG	E
17	NYY vs Min								Did Not Play											
18	NYY vs Oak								Did Not Play											

Division Series Record

Yr	Club, Opponent	AVG	G	AB	R	H	2B	3B	HR	RBI	SH	SF	HB	BB	SO	SB	CS	OBP	SLG	E
17	NYY vs Cle								Did Not Play											
18	NYY vs Bos	---	1	0	0	0	0	0	0	0	0	0	0	0	0	0	0	---	---	0

Yr	Club, Opponent	W-L	ERA	G	GS	CG	SHO	SV	IP	H	R	ER	HR	BB	SO	WP	BK
18	NYY vs Bos	0-0	18.00	1	0	0	0	0	1.0	1	2	2	1	1	0	0	0

Game 3, Ian Kinsler walk, Brock Holt 2-run HR (16-1 Yankees win)

League Championship Series Record

Yr	Club, Opponent	AVG	G	AB	R	H	2B	3B	HR	RBI	SH	SF	HB	BB	SO	SB	CS	OBP	SLG	E
17	NYY vs Hou	.000	2	2	0	0	0	0	0	0	0	0	0	0	0	0	0	.000	.000	1



REIVER

SANMARTIN

LHP

52

Age: 26 Ht.: 6-2 Wt.: 160 Bats: L Throws: L ML Service: 0.147

Born: 4/15/96 Birthplace: Cartagena, Colombia Resides: Cartagena, Colombia

Acquired: From the Yankees, with RHP Sonny Gray, for IF Shed Long and the Reds' 2019 Competitive Balance A draft pick, January 21, 2019.

Contract: Signed through the 2023 season and under team control through 2028.

CAREER HIGHLIGHTS

- Name is pronounced RAY-ver sanmarTEEN...last name is written Sanmartin.
- Was on the 2023 World Baseball Classic provisional roster for Team Colombia.
- His changeup has been rated by *Baseball America* the best in the organization.
- In 2021 was an MiLB.com Organization All-Star.
- In May 2016 was a Florida State League Pitcher of the Week.

SINGLE-GAME HIGH, STRIKEOUTS	
Date (Innings)	Strikeouts
10/3/21 for Cin at Pit (6.0)	6

2022 SEASON

- Went 0-4, 19.85 in 4 starts and 4-0, 2.96 in 41 relief apps.
- In 40 apps during his second stint with the Reds, all in relief beginning 6/13, posted a 3.32 ERA.
- Began the season on the Opening Day roster as a member of the Reds' rotation...made all 4 of his starts in his first 5 apps.
- In his season debut, on 4/8 at Atl in the season's second game, was trying to become the first lefthanded pitcher in Reds history ever to begin his Major League career with 3 starts in which he recorded at least 5.0 innings while allowing 1 or fewer runs...finished the 7-6 loss with 5 earned runs allowed in 2.1 innings.
- With the loss in his season debut, also was denied in his bid to become the first Reds lefthanded pitcher to win each of his first 3 Major League starts since Noodles Hahn in 1899 and the first Reds lefthander to win each of first 3 career apps, all starts, since Bill Dammann in 1897...RHP Wayne Simpson, from 4/9-4/19, 1970, remains the last Reds pitcher to win each of his first 3 Major League apps, all starts.
- Was scheduled to make his second appearance and start on 4/14 at LAD...following the game on 4/13 at LAD, RHP Luis Cessa was named the next day's starter in Sanmartin's slot...after Cessa allowed 3 runs in the first inning of that 9-4 loss, Sanmartin entered in the second and threw 5.0 scoreless innings.
- In 5 apps, including 4 starts, went 0-4, 13.78 before he was optioned to Louisville on 5/1, when the 28-player roster dropped to 26.
- Before that 5/1 option, 17 of his last 20 batters reached base safely and 15 scored.
- After posting a 7.36 ERA in 2 starts and 5 relief apps for Louisville, prior to the game on 6/12 at StL was added to the Taxi Squad...before the next night's game at Ari was added to the active roster and remained with the Reds the rest of the season.
- Retired the first batter in 28 of his 41 relief apps...stranded 17 of 26 inherited runners.
- 11 times threw more than 1.0 inning in relief and 6 times threw at least 2.0 innings...threw a season-high 5.0 innings out of the bullpen on 4/14 at LAD after starter Luis Cessa pitched 1.0 inning.
- 6 times pitched on consecutive days (last, 9/20 & 9/21 vs Bos)...from 8/5-8/7 at American Family Field pitched 3 days in a row for the first time in his career...was 1 of only 2 Reds pitchers to pitch on 3 consecutive days (Hunter Strickland, 9/11-9/13).
- From 7/7-7/14, in each of his 3 consecutive apps earned the win (3-0, 1.93, 4.2ip, 1h, 1er, 2bb, 3k, 1hr, .067baa).
- From 7/12-7/22 was the winning pitcher in each of 3 straight Reds victories...became the first Reds pitcher to earn the decision in 3 consecutive team wins since Dan Straily did it in September 2016.
- In the 11-4 loss on 8/16 vs Phi allowed 7 hits, 5 runs and 2 home runs, all career highs for a relief appearance...snapped an 11-game streak in which he had not allowed an earned run (7ip, 9h, 1r, 3bb, 6k)...his ERA as a reliever jumped from 1.01 to 2.57.

2021 SEASON

- Was an MiLB.com Organization All-Star.
- Was promoted for the last 6 games of the season and made his first 2 Major League apps.
- Made his Major League debut in the 13-1 makeup game win on 9/27 vs Pit (5.2ip, 1r)...started in place of veteran LHP Wade Miley, who went on the 10-day injured list with a neck strain.
- Became the first Reds pitcher to win his Major League debut and the first Reds pitcher to win in his first career start since LHP Amir Garrett did both on 4/7/2017 at StL (2-0).
- The next day, on 9/28 at WSox, starter RHP Riley O'Brien made his first career appearance in a 7-1 loss... Sanmartin and O'Brien became only the fourth set of Reds starting pitchers since 1900 to make Major League debuts in consecutive games, joining RHP Rookie Davis & LHP Amir Garrett in 2017 (4/6 vs Phi, 4/7 at StL), Eddie ERAUT & Bud Lively in 1947 (4/16, 4/17) and Martin Glendon & Bob Ewing in 1902 (4/18, 4/19).
- In his second appearance, earned the 6-3 win at Pit in the final game of the championship season (6ip, 1r).
- Became the first Reds pitcher to win each of his first 2 career starts and the first to throw at least 5.0 innings in each of his first 2 starts since LHP Amir Garrett did both in 2017, on 4/17 at StL (6ip, 0r) & 4/12 at Pit (6.2ip, 2r).
- Was the eighth of 9 Reds players to make Major League debuts in 2021 (2B Jonathan India, RHP Ryan Hendrix, RHP Vladimir Gutierrez, RHP Tony Santillan, IF Alejo Lopez, OF TJ Friedl, RHP Dauri Moreta, RHP Riley O'Brien).
- Became the 54th player and 16th rookie to appear in a game for the Reds in 2021...the night after his debut, on 9/28 at WSox, RHP Riley O'Brien became the 55th player and 17th rookie...the club record for players used in a season is 57 (2003).
- Spent the 2021 minor league season at Class AA Chattanooga and Class AAA Louisville, where in 17 starts and 8 relief apps he combined to finish 10-2, 3.32.
- Began the season at Chattanooga and went 2-0, 0.53 in 3 starts and 1 relief appearance...in his last 2 starts and 11.0 innings for the Lookouts recorded 2 walks and 17 strikeouts.
- On 5/26 was promoted to Louisville, his first action above Class AA, and finished his minor league season with the Bats.
- At the time of his promotion to Louisville ranked second in Class AA in opponents' batting average (.133) and WHIP (0.72) and third in ERA (0.50).
- Finished his minor league season with 112 strikeouts (100.1ip), just 2 shy of his minor league single-season high (114, 2019).
- Produced at least 100 strikeouts for the second consecutive season (2019, 2021).
- Was 1 of 18 players invited to early minor league spring training camp...posted a 3.86 ERA in 3 exhibition "A" games for the Reds...wore uniform #94.
- Following the season played for Estrellas de Oriente in the Dominican Winter League (7gs, 0-2, 1.45, 31ip, 16h, 11bb, 19k, 0hr, .154baa).

2020 SEASON

- Was not on the Reds' 60-player pool Summer Camp roster.
- In the 2020-2021 Caribbean Series posted 1.80 ERA with 8 strikeouts in 5.0 innings for Colombia.

SEASON HIGHLIGHTS

2018: Earned his first professional save on 6/26/18 for Staten Island vs Tri-City (2-0 win, 3ip, 4h, 0bb, 6k)... following the season played for Mayaguez in the Mexico Winter League (4g, 3gs, 0-1, 6.55, 11ip, 11h, 6bb, 4k, 0hr, 1.55whip, .256oba).

SANMARTIN'S CAREER TRANSACTIONS

- Was signed by the Rangers as a non-drafted free agent, July 2, 2015.
- Was acquire by the Yankees for RHP Ronald Herrera, November 20, 2017.
- Was acquired by the Reds, along with RHP Sonny Gray, for IF Shed Long and Cin's 2019 Competitive Balance A draft pick, January 21, 2019.
- On Chattanooga's disabled list, July 30-August 3, 2019.

Career Pitching

Yr	Club	W-L	ERA	G	GS	CG	SHO	SV	IP	H	R	ER	HR	BB	SO	WP	BK
15	DSL Rangers 1 - R	0-1	5.23	6	0	0	0	0	10.1	12	6	6	0	9	7	2	0
16	DSL Rangers 2 - R	3-1	2.77	8	8	0	0	0	39.0	42	16	12	2	4	38	2	1
	DSL Rangers 1 - R	4-0	1.61	4	4	0	0	0	22.1	19	5	4	0	2	18	0	0
17	Spokane - A	3-1	2.27	7	5	0	0	0	31.2	38	12	8	2	3	28	0	1
	Hickory - A	4-1	2.62	7	6	0	0	0	34.1	36	11	10	1	6	28	3	1
18	Trenton - AA	0-1	1.80	1	1	0	0	0	5.0	4	2	1	0	0	4	0	0
	Staten Island - A	1-0	0.00	2	0	0	0	1	7.1	5	0	0	0	0	13	0	0
	Charleston - A	2-6	4.19	8	8	0	0	0	43.0	48	26	20	2	4	31	2	0
	Tampa - A	2-0	0.00	2	1	0	0	0	12.0	8	1	0	0	0	10	0	0
	Daytona - A	2-5	3.78	13	13	0	0	0	64.1	68	32	27	5	14	60	1	0
19	Chattanooga - AA	2-7	4.34	12	12	0	0	0	58.0	61	41	28	6	17	54	2	0
	Chattanooga - AA	2-0	0.50	4	3	0	0	0	18.0	8	2	1	0	5	23	0	0
	Louisville - AAA	8-2	3.94	21	14	0	0	0	82.1	80	40	36	6	23	89	4	0
	Cincinnati	2-0	1.54	2	2	0	0	0	11.2	12	2	2	0	2	11	1	1
22	Cincinnati	4-4	6.32	45	4	0	0	0	57.0	66	43	40	8	29	47	2	2
	Louisville - AAA	2-2	7.36	7	2	0	0	0	18.1	24	16	15	2	4	26	0	0
Major Totals		6-4	5.50	47	6	0	0	0	68.2	78	45	42	8	31	58	3	3
Minor Totals		35-27	3.39	102	77	0	0	* 1	446.0	453	210	168	26	91	429	16	3

* Only professional save on 6/26/18 for Staten Island vs Tri-City (2-0 win, 3ip, 4h, 0bb, 6k)

SINGLE-SEASON CAREER HIGH STREAKS

Scoreless Streak By Game: 9g, 7/16-8/7, 2022; **Scoreless Streak By Inning:** 10.0, 6/26-7/12, 2022;
Winning Streak: 4g, 7/7-7/22, 2022; **Losing Streak:** 4g, 4/8-5/1, 2022



TONY

@Tony_Santi19

RHP

SANTILLAN

64

Age: 25 Ht.: 6-3 Wt.: 285 Bats: R Throws: R ML Service: 1.090

Born: 4/15/97 Birthplace: Fort Worth, TX Resides: Arlington, TX

Acquired: Was selected in the second round (49th overall) of the June 2015 first-year player draft. Was signed by Byron Ewing.

Contract: Signed through the 2023 season and under team control through 2027.

CAREER HIGHLIGHTS

- Last name is pronounced SAN-tee-yahn.
- In 2022 was on the Reds' Opening Day roster, his first.
- In the Reds' 6-3 win on 2022 Opening Day at Atl recorded his first Major League save.
- In the 2-1 win on 5/31/22 at Bos, earned the save in the Reds' first win at Fenway Park since Game 7 of the 1975 World Series.
- Has 4 Major League saves, all in 2022 and including 2 saves of more than 1.0 inning (1.2ip in 4-2 win on 5/19 at Cle, 1.1ip in 3-2 win on 5/29 vs SF).
- In 2021 was a *Baseball America* Class AAA All-Star.
- In 2018 was the Reds' Minor League Pitcher of the Year and their Pitcher of the Month for April and July.
- From 2016-2018 was an All-Star at 3 different levels (Pioneer League in 2016, Midwest League in 2017, Florida State League in 2018).
- Following the 2017 season, his changeup was rated by *Baseball America* the best in the organization... following the 2016 season, his fastball was rated by *Baseball America* the best in the organization.
- In November 2018 participated in a leadership training program at West Point.
- Following the 2019 season was invited to Major League Baseball's Rookie Career Development Program.

2022 SEASON

- Beginning 6/17, missed the last 99 games of the season while on the injured list with low back pain.
- Was transferred from the 15-day to the 60-day IL on 7/5, when RHP Ian Gibaut was claimed off waivers from the Dodgers.
- When disabled on 6/17, led the team in saves (4) and save chances (7).
- Has 4 Major League saves, all this season and including 2 saves of more than 1.0 inning (1.2ip in 4-2 win on 5/19 at Cle, 1.1ip in 3-2 win on 5/29 vs SF).
- In the Reds' 6-3 win on Opening Day at Atl recorded his first Major League save.
- In the 2-1 win on 5/31 at Bos, recorded his fourth save in the Reds' first win at Fenway Park since Game 7 of the 1975 World Series.
- 6 times threw more than 1.0 inning, including a season-high 1.2 innings 3 times (last, 5/22 at Tor).
- Once pitched on consecutive days (6/12 at StL & 6/13 at Ari).
- Retired the first batter in 10 of his 21 apps...stranded 11 of 16 inherited runners.
- Made his first Opening Day roster.
- Was 1 of 9 pitchers on the Reds' Opening Day roster with less than 1.000 year of service time.

2021 SEASON

- In his first apps above Double-A, was a *Baseball America* Class AAA All-Star.
- In his Major League debut posted a sterling 2.91 ERA in 26 apps during 3 different stints on the Reds' roster.
- Was the fourth of 9 Reds players to make Major League debuts in 2021 (2B Jonathan India, RHP Ryan Hendrix, RHP Vladimir Gutierrez, IF Alejo Lopez, OF TJ Friedl, RHP Dauri Moreta, LHP Reiver Sanmartin, RHP Riley O'Brien).
- Made his first 4 apps as a starter (1-2, 3.78 .281baa) and his last 22 apps in relief (0-1, 2.36, .172baa).
- In his last 19 apps of the season beginning 7/23 posted a 1.14 ERA (23.2ip, 3er, .139baa).
- Was promoted for the third time on 8/17, when Heath Hembree was designated for assignment...in his last 16 apps of the season following that promotion posted a 1.35 ERA (20ip, 3er, .147baa).
- Made 7 relief apps of more than 1.0 inning, including four 2.0-inning outings (8/28 at Mia, 9/8 at Cubs, 9/15 at Pit, 9/19 vs LAD).

- Retired the first batter in 19 of his 22 relief apps...stranded 11 of 13 inherited runners.
- In the 6-2 win on 6/13 vs Col made his Major League debut at age 24 years, 59 days...started and left the game leading, 3-1, with the bases loaded and 2 outs in the fifth inning...was replaced by rookie Ryan Hendrix, who struck out Dom Nuñez to end the inning...first career strikeout was Trevor Story (4th batter).
- In the 5-3 win on 6/24 vs Atl earned his first Major League victory in his third career start...became the first Reds pitcher to record in the same game his first win and first hit (double off Jesse Chavez) since R.J. Alaniz did it on 9/28/19 at Pit.
- In the 7-6 win on 9/23 vs Wsh allowed a solo HR to Lane Thomas that snapped his career-high 9-game and 13.2-inning scoreless streaks (6h, 6bb, 17k, .130baa).
- On 6/28 vs Phi struck out in his only career pinch-hit appearance.
- While with Class AAA Louisville converted both opportunities for the first 2 saves of his professional career.
- Entered the season rated by *Baseball America* the ninth-best prospect in the organization.
- Following the season, on 10/29, had right ankle debridement.

SINGLE-GAME HIGH, STRIKEOUTS

Date (Innings)	Strikeouts
6/24/21 for Cin vs Atl (6.0)	8

2020 SEASON

- Spent the season at the alternate training site as part of the Reds' 60-player pool roster.
- Was a member of the 40-player Postseason roster and traveled with the team to the final road trip of the regular season, a 3-game series at Min, and to the Wild Card Series at Atl.
- Did not make an appearance on the active roster during the regular season or Postseason.
- At 22 years old, went to spring training in Goodyear as the youngest player on the Reds' 40-man roster.
- Entered the season rated by MLB.com the fourth-best prospect in the organization behind RHP Hunter Greene, LHP Nick Lodolo and IF Jonathan India and the fifth-best prospect as rated by *Baseball America*.

2019 SEASON

- In an injury-plagued season made all 21 of his starts for Class AA Chattanooga.
- Was on the Lookouts' injured list 3 times with injuries related to an impingement in his right shoulder (6/28-7/4, 7/14-7/18, 8/2-remainder of the season).
- Entered the season rated by both *Baseball America* and MLB Pipeline the fifth-best prospect in the organization and 69th in *BA's* Top 100...also was rated by field managers the best pitching prospect in the Florida State League and by *Baseball America* the sixth-best overall prospect in the Southern League.
- On 11/20 was added to the 40-man roster.

SEASON HIGHLIGHTS

2018: Was the Reds' Minor League Pitcher of the Year, their Pitcher of the Month for April and July and a Florida State League All-Star...in 26 starts at Class A Daytona and Class AA Pensacola went 10-7, 3.08 (149ip, 146h, 38bb, 134k)...among all Reds minor league pitchers ranked second in ERA, T3rd in wins and fourth in strikeouts...**2017:** At Class A Dayton was a Midwest League All-Star...ranked among MWL leaders in opponents' batting average (.222, 3rd), strikeouts (128, 4th) and ERA (3.38, 5th)...following the season his changeup was rated the best in the organization...**2016:** Following the season was rated by *Baseball America* (11th) and MLB.com (14th) among the organization's top prospects...his fastball was rated the best in the organization.

PERSONAL: Graduated from Seguin High School in Arlington, Texas...follow on Twitter @Tony_Santi19.

SANTILLAN'S CAREER TRANSACTIONS

- Was selected by the Reds in the second round (49th overall) of the June 2015 first-year player draft. Was signed by Byron Ewing.
- On Dayton's disabled list, May 30-June 8, 2017.
- On Chattanooga's injured list with injuries related to an impingement in his right shoulder, June 28-July 4, July 14-18 and August 2-remainder of the season, 2019.
- On 15-day injured list with low back pain, June 17-remainder of the season, 2022; was transferred to the 60-day injured list, July 5.

Career Pitching

Yr	Club	W-L	ERA	G	GS	CG	SHO	SV	IP	H	R	ER	HR	BB	SO	WP	BK
15	AZL Reds - R	0-2	5.03	7	7	0	0	0	19.2	15	12	11	1	11	19	4	1
16	Billings - R	1-0	3.92	8	8	0	0	0	39.0	32	17	17	4	16	46	8	3
	Dayton - A	2-3	6.82	7	7	0	0	0	30.1	27	23	23	3	24	38	5	3
17	Dayton - A	9-8	3.38	25	24	0	0	0	128.0	104	57	48	9	56	128	11	2
18	Daytona - A	6-4	2.70	15	15	1	0	0	86.2	81	31	26	5	22	73	3	*3
	Pensacola - AA	4-3	3.61	11	11	0	0	0	62.1	65	27	25	8	16	61	3	0
19	Chattanooga - AA	2-8	4.84	21	21	0	0	0	102.1	110	59	55	8	54	92	3	1
21	Louisville - AAA	1-3	2.13	13	6	1	0	2	38.0	25	10	9	5	15	51	4	0
	Cincinnati	1-3	2.91	26	4	0	0	0	43.1	34	15	14	7	21	56	1	0
22	Cincinnati	0-1	5.49	21	0	0	0	4	19.2	23	14	12	1	12	21	4	0
Major Totals		1-4	3.71	47	4	0	0	4	63.0	57	29	26	8	33	77	5	0
Minor Totals		25-31	3.80	108	99	2	0	2	506.1	459	236	214	43	214	508	41	13

* Tied for Florida State League lead

Career Hitting

Yr	Club	AVG	G	AB	R	H	2B	3B	HR	RBI	SH	SF	HB	BB	SO	SB	CS	OBP	SLG	E
21	Cincinnati	.143	27	7	1	1	1	0	0	0	1	0	0	0	2	0	0	.143	.286	1
22	Cincinnati	---	21	0	0	0	0	0	0	0	0	0	0	0	0	0	0	---	---	1
Career Totals		.143	48	7	1	1	1	0	0	0	1	0	0	0	2	0	0	.143	.286	2

Only career hit on 6/24/21 vs Atl (double off Jesse Chavez). Only career pinch-hit appearance on 6/28/21 vs Phi (strikeout by Nick Maton)

SINGLE-SEASON CAREER HIGH STREAKS

Scoreless Streak By Game: 9, 8/28-9/24, 2021; **Scoreless Streak By Inning:** 13.2, 8/28-9/24, 2021;
Winning Streak: None; **Losing Streak:** 2g, 6/29-10/2, 2021



NICK SENZEL

@LilSenzi

CF

15

Age: 27 Ht.: 6-1 Wt.: 218 Bats: R Throws: R ML Service: 3.150

Born: 6/29/95 Birthplace: Atlanta, GA Resides: Knoxville, TN

Acquired: Was selected by the Reds in the first round (2nd overall) of the June 2016 first-year player draft. Was signed by Brad Meador.

Contract: Signed a 1-year contract through the 2023 season, avoiding arbitration, January 13, 2023. Is under team control through 2025.

CAREER HIGHLIGHTS

- Last name is pronounced sen-ZELL.
- Is the only player in franchise history, and 1 of just 22 players in Major League history, to produce 3 HR in his first 4 Major League apps.
- Was selected by the Reds in the first round (2nd overall) of the June 2016 first-year player draft...was rated the best pure hitter in that draft...was the Reds' highest draft pick since they took SS Kurt Stillwell with the second pick of the 1983 draft.
- For 2 consecutive seasons (2018, 2019) was rated by *Baseball America* and MLB.com's MLB Pipeline the best overall prospect in the organization.
- Following the 2018 season was rated by *Baseball America* the best player in the organization, the International League's best defensive second baseman and the IL's sixth-best prospect overall.
- Was the organization's Minor League Player of the Month for June 2018.
- In 2017 received the Sheldon "Chief" Bender Award as the Reds' Minor League Player of the Year, was a *Baseball America* All-Star, the organization's Player of the Month for August, Southern League Player of the Week for 8/7-8/13 and participated in both the Florida State League All-Star Game and SiriusXM All-Star Futures Game.
- In 2016 was an MiLB.com Organization All-Star.

2022 SEASON

- Beginning 9/21 missed the last 14 games of the season with a sesamoid fracture in his left great toe suffered on 9/20 vs Bos while trying to make a catch against the outfield wall.
- Was transferred to the 60-day injured list on 9/23, when RHP Connor Overton was reinstated from the 60-day IL.
- In August was bothered by tightness in both hamstrings...from 8/15-8/17 missed 3 games with right hamstring tightness...from 8/26-8/28 missed 3 games with left hamstring tightness.
- Had 2 stints on the injured list with illness...from 5/4-5/22 missed 17 games...from 4/13-4/18 missed 6 games but spent just 2 of those days on the injured list (4/16-4/17).
- Made 98 starts in CF, 5 starts at DH (last, 9/13/g2 vs Pit) and 1 start at 3B.
- On 8/25 at Phi, made his third career start at 3B (5/16/21 at Col, 5/17/21 vs SF).
- Also made 1 appearance at 2B following an in-game injury to India (8/24 at Phi).
- In the 2-1 win on 5/31 at Bos, was a late addition to the starting lineup after Tommy Pham was scratched with left calf discomfort...made his only career start batting third in the order and went 0-for-4.
- 15 times in his career, including 9 times in 2022, reached first base on catcher's interference (last, 8/20 at Pit, C Tyler Heineman).
- In the 20-5 win on 5/26 vs Cubs, for the first time in his career reached base safely in 6 plate appearances (4 singles, 2 walks, 3 runs)...tied his career high with 4 hits.
- In the 10th inning of the 2-1 win on 7/8 vs TB produced his first Major League sacrifice bunt in his 838th career plate appearance...sent to third base pinch runner Mark Kolozsvary, who 2 batters later scored on Matt Wisler's game-ending balk...was Senzel's second professional sac bunt, his first since his 2016 debut season (9/2/16 for Class A Dayton vs Lake County).
- In the 10-inning, 5-4 win on 7/9 vs TB produced the first walkoff hit and RBI of his career (RBI-single off Calvin Faucher).

E-2

Below is a list of Reds leaders in the expansion era (since 1961) who reached base the most times via **catcher's interference**:

Pete Rose	19 times
Nick Senzel	* 15 times
Edwin Encarnacion	8 times
Johnny Bench	5 times

* 9 times in 2022, second-most by any player in a single season in the expansion era (Jacoby Ellsbury, 12ci, 2016)

2021 SEASON

- Didn't play for the Reds after 5/17...missed the last 123 games of the season with a left knee injury that led to arthroscopic surgery on 5/28 to clean out cartilage on the undersurface of the patella.
- On 5/21 went on the 10-day injured list...on 6/13 was transferred to the 60-day injured list.
- From 7/30-8/14 made 10 rehabilitation apps for Louisville (7gs in CF, 2gs at SS, 1gs at DH, .286, 3 2b, 1 3b, 2rbi) before he was reinstated from the 60-day IL and optioned to Louisville on 8/15.
- On 8/19, because of the accumulation of fluid in his left knee and without making an appearance in a game for Louisville, his 8/15 option was reversed and he was returned to the 60-day injured list...spent the rest of the season at the Reds' player development complex in Goodyear.
- Made 36 apps and 29 starts (29g/21gs in CF, 8g/6gs at 2B, 3g/2gs at 3B)...were his first career starts at 2B and his first career apps at 3B.
- Made his first 17 starts of the season in CF...beginning 4/30 made 6 starts at 2B, 4 starts in CF and 2 starts at 3B.
- On 5/7 at Cle started at 2B in Wade Miley's no-hitter...was his sixth Major League appearance and third career start at that position.
- Hit safely in 10 of his last 14 apps for the Reds (16-52, .308, 1 2b, 1hr, 5rbi, .357obp), a stretch that included a 4-hit game in the 8-0 loss on 4/28 at LAD that tied his career high and his only home run of the season (2-run off Jake Arrieta, 4/30 vs Cubs).
- In that game on 4/28 at LAD become only the second Reds batter with 3 hits in a game off Clayton Kershaw (Brandon Phillips, 8/22/2010) and the third player at that point of the season to collect 3 hits in a game off Kershaw (Trea Turner, Chris Owings).
- From 4/11-4/20 went 0-for-21, the longest hitless stretch of his career...the skid followed a 4-game stretch in which he produced 8 hits in a span of 13 at bats.
- With 2 outs in the ninth inning of the 10-inning, 3-2 win on 4/17 vs Cle pinch ran for Max Schrock, who reached on Josh Naylor's error, and scored the tying run on Jesse Winker's single...remained in the game to make his first career appearance at 3B.

MULTI-HOMER GAMES (1)

Date	Pitchers
5/6/19 vs SF	Drew Pomeranz 2

LEADOFF HOME RUNS (3)

Date	Pitcher
8/17/19 vs StL	Miles Mikolas
6/12/19 at Cle	Zach Plesac
5/6/19 vs SF	Drew Pomeranz

In 2019, joined **Zack Cozart** (4 in 2012) and **Drew Stubbs** (3 in 2009) as the only Reds rookies with at least 3 leadoff HR in a season. **Jonathan India** hit 5 leadoff HR in his 2021 Rookie of the Year season.

2020 SEASON

- With 2 outfield assists shared the team lead with Shogo Akiyama.
- From 8/19-9/13, missed 27 games (12-15) while on the injured list...from 9/1-9/12 rehabbed at the alternate training site.
- Returned to the lineup on 9/14 and helped the Reds win 10 of their last 13 games to earn their first Postseason berth since 2013.
- On 9/14 was reinstated from the injured list and was designated the 29th player for that day's doubleheader... in Game 1 started in CF (0-3) in his first appearance for the Reds since 8/14 vs Pit...didn't play in the nightcap, but following the doubleheader sweep was added to the 28-man roster.
- In the sixth inning of the 4-3 win in Game 1 of the doubleheader sweep on 8/2 at Det, singled off Carson Fulmer for his 100th Major League hit.
- Started in CF in both games of the Reds' series sweep loss at Atl in the Wild Card Series.

2019 SEASON

- In his Major League debut made 92 starts, all in CF, and 104 apps overall.
- With 12 HR and 14 stolen bases, became the first Reds player with at least 10 HR and 10 SB in his Major League debut season since Chris Sabo had 11 HR and 46 steals in his 1988 Rookie of the Year season.
- Didn't debut until 5/3 but still ranked among the National League rookie leaders in outfield assists (4, T3rd), walks (T6th), stolen bases (8), doubles (T8th), multi-hit games (28, T8th), runs scored (9th) and extra-base hits (36, T9th).
- Led the Reds in starts in CF (92) and in starts batting leadoff (62)...tied Yasiel Puig for the team lead in stolen bases (14).
- Because of a right shoulder injury did not start any of the Reds' last 23 games of the season and, while not on the injured list, was unavailable to play the last 19 games.
- Made his last start of the season on 9/3 vs Phi...on 9/4 was scratched with right shoulder soreness...pinch hit on 9/5...pinch ran on 9/6...pinch ran on 9/7, his last appearance of the year.
- An MRI on 9/6 revealed a tear in the labrum of his right shoulder...had surgery on 9/24.
- Is the only player in Reds history, and 1 of only 22 players in Major League history, to produce 3 HR in his first 4 Major League apps.
- Produced 3 leadoff HR (5/6 vs SF off Drew Pomeranz, 6/12 at Cle off Zach Plesac, 8/17 vs StL off Miles Mikolas)...Zack Cozart (4 in 2012) and Drew Stubbs (3 in 2009) were the only other Reds rookies with at least 3 leadoff HR in a season.

- On 5/3 was promoted from Louisville and that night vs SF made his Major League debut, started in CF and batted second in the order (1-5, 2bb, 1r).
- Recorded his first career hit in his Major League debut (single off Tony Watson), his first HR in his second appearance (solo off Dereck Rodríguez), his first stolen base in his third game and both his first career leadoff HR (off Drew Pomeranz) & first career 2-homer game in his fourth appearance.
- On 5/4 vs SF, in the fifth inning homered behind Derek Dietrich as the second of back-to-back HR off Dereck Rodríguez...became the first Reds batter to homer in his first or second career appearance since Drew Stubbs did it in his second game on 8/20/09 vs SF, also at GABP.
- In the 12-4 win on 5/6 produced his first career leadoff HR (Drew Pomeranz) and his first career multi-homer game (both off Pomeranz).
- Reached base safely in each of his first 16 apps at Great American Ball Park, a streak snapped on 6/2 vs Wsh (20-68, .294, 4hr, 7rbi, .364obp)...was the longest such home streak by a Reds player to start his career since Drew Stubbs reached base safely in each his first 25 apps at GABP spanning the 2009 and 2010 seasons.
- From 5/3, the date of his promotion, through 6/8 started in CF in 32 consecutive games and played every inning...that 32-game streak of consecutive starts was the longest by any Reds player this season and was snapped on 6/9 at Phi, but in the seventh inning of that 4-3 win he pinch hit, singled and then scored the go-ahead run before playing the last 3 innings in CF.
- In the 10-2 win on 5/26 at Cubs had 3 hits and 4 runs scored...became the first Reds batter since at least 1908 to score 4 runs in a game within his first 21 career apps and the first Reds leadoff hitter with 4 runs in a game since Billy Hamilton did it on 5/5/17 vs SF.
- In the 17-9 win on 7/13 at Coors Field produced a career-high 4 hits, including a double and 2 triples, and fell a home run shy of the cycle.
- Went hitless on 6/2 vs Wsh, snapping his season-high 9-game hitting streak (14-41, .341, 5 2b, 1hr, 5rbi, .378obp) and a 20-game on-base streak that tied Joey Votto's for the longest by a Reds hitter in 2019 (26-86, .302, 6 2b, 2 3b, 1hr, 8rbi, 4sb, .358obp).
- On 9/1/night at StL snapped a season-high 0-for-17 skid (8/28-9/1) with a solo HR off Daniel Ponce De Leon.
- Was 1 of 5 Reds players to make his Major League debut (IF/OF Josh VanMeter, OF Brian O'Grady, RHP Jimmy Herget, RHP Joel Kuhnel).
- Began the season on Louisville's injured list with a right ankle sprain suffered on 3/25 during a spring training game in Goodyear...came off the IL on 4/23 and made 8 apps for the Bats before he was promoted on 5/3.
- Participated in his second straight Major League spring training camp as a non-roster invitee...was reassigned to minor league camp on 3/22, just 2 days before the Reds broke camp.
- Entered the season rated 10th on *Baseball America's* Top 100 Prospects list.

MINOR LEAGUES

2018: On 6/28 had season-ending surgery to reduce a fracture in his right index finger...on 10/16 had arthroscopic surgery to clean out bone spurs in his left elbow...prior to that elbow surgery played LF and CF during the Reds' instructional league games...suffered the finger injury on 6/22 while playing for Class AAA Louisville...from 5/8-5/28 also was disabled with symptoms of vertigo...on 4/30 vs Columbus hit an inside-the-park home run...was the organization's Player of the Month for June (19g, .387, 8 2b, 3hr, 16rbi, 3sb, .434obp, .613slg, 1.047ops)...following the season was rated by *Baseball America* the best player in the organization, the International League's best defensive second baseman and the IL's sixth-best prospect overall...**2017:** In 119 apps at Class A Dayton and Class AA Pensacola combined to hit .321 with 40 doubles, 3 triples, 14 HR, 65 RBI and 14 stolen bases...received the Sheldon "Chief" Bender Award as the organization's Minor League Player of the Year, was a *Baseball America* All-Star, Southern League Player of the Week for 8/7-8/13 (5g, .522, 4hr, 9rbi, 1.690ops) and participated in both the Florida State League All-Star Game and SiriusXM All-Star Futures Game...was the org's Player of the Month for August (22g, .359, 4 2b, 6hr, 16rbi, 4sb, 1.092ops)...following the season was rated by *Baseball America* the second-best prospect in the Southern League and fourth-best prospect in the Florida State League...also was rated the FSL's best batting prospect and best defensive third baseman...among all Reds minor leaguers was rated best hitter for average and infielder with the best arm...**2016:** Following the season was rated by *Baseball America* the top prospect in the Midwest League and by MiLB.com the top prospect in the organization and 43rd-best prospect overall...was an MiLB.com Organization All-Star...made his professional debut on 6/17 for Billings vs Missoula (2-3, 2rbi, 1sb, 1r)...was hit by a pitch in his first plate appearance...at Class A Dayton, his .567 slugging percentage and ratio of extra-base hits per game (.57) were the highest marks in franchise history for a player with at least 50 apps.

2019 MAJOR LEAGUE DEBUTS & AQUINO

Player	Age	G	OPS	HR	RBI	SB
Aristides Aquino, Cin	25	57	.887	* 19	47	7
Nick Senzel, Cin	24	104	.742	^ 12	42	14
Pete Alonso, NYM	24	161	.941	53	120	1
Bryan Reynolds, Pit	24	134	.880	16	68	3
Vlad Guerrero Jr., Tor	20	123	.772	15	69	0
Eloy Jiménez, ChiA	22	122	.828	31	79	0
Mike Yastrzemski, SF	29	107	.852	21	55	2
Cavan Biggio, Tor	24	100	.793	16	48	14
Michael Chavis, Bos	24	95	.766	18	58	2
Yordan Alvarez, Hou	22	87	1.067	27	78	0
Fernando Tatis Jr., SD	20	84	.969	22	53	16
Keston Hiura, Mil	23	84	.938	19	49	9
Austin Riley, Atl	22	80	.750	18	49	0
Bo Bichette, Tor	21	46	.930	11	21	4

Aristides Aquino made his Major League debut in 2018 (1 game)

* Set MLB records for fewest career G to 14 HR, fewest PA to 15 HR

^ First batter in Reds history with 3 HR in his first 4 career games

PERSONAL: Played at the University of Tennessee, where he majored in psychology...was a semifinalist for the 2016 Golden Spikes Award, an award given annually to the best amateur baseball player in the country... in 2015 was named the Cape Cod League's Most Valuable Player, the league's best professional prospect and Summer Collegiate Baseball Player of the Year...follow on Twitter @LiISeenzii.

SENZEL'S CAREER TRANSACTIONS

- Was selected by the Reds in the first round (2nd overall) of the June 2016 first-year player draft. Was signed by Brad Meador.
- On Pensacola's disabled list with symptoms of vertigo, September 3-remainder of the season, 2017.
- On Louisville's disabled list with symptoms of vertigo, May 8-28, 2018.
- On Louisville's disabled list with a fractured right index finger, June 24-remainder of the season, 2018.
- On Louisville's disabled list with a right ankle sprain, April 3-22, 2019.
- On injured list, August 19-September 13, 2020.
- On 10-day injured list with torn cartilage in his left knee, May 21-remainder of the season, 2021; was transferred to the 60-day injured list, June 13; included a rehabilitation assignment at Louisville, July 30-August 14.
- On injured list, April 16-17, 2022.
- On injured list, May 4-22, 2022; included a rehabilitation assignment at Louisville, May 18-22.
- On 10-day injured list with a sesamoid fracture in his left great toe, September 21-remainder of the season, 2022; was transferred to the 60-day injured list, September 23.

CAREER FIELDING								
Pos.	Pct.	G	PO	A	E	TC	DP	PB
2B	.895	* 10	6	11	2	19	0	-
3B	1.000	^ 5	3	4	0	7	0	-
CF	.981	249	496	9	10	515	4	-

* Last appearance at 2B on 8/24/22 at Phi, last start on 5/12/21 at Pit
^ Last appearance and start at 3B on 8/25/22 at Phi

Career Hitting

Yr	Club	AVG	G	AB	R	H	2B	3B	HR	RBI	SH	SF	HB	BB	SO	SB	CS	OBP	SLG	E
16	Billings - R	.152	10	33	3	5	1	0	0	4	0	1	1	6	5	3	0	.293	.182	0
	Dayton - A	.329	58	210	38	69	23	3	7	36	1	4	2	32	49	15	7	.415	.567	8
17	Daytona - A	.305	62	246	41	75	26	2	4	31	0	0	3	23	54	9	2	.371	.476	10
	Pensacola - AA	.340	57	209	40	71	14	1	10	34	0	0	0	26	43	5	4	.413	.560	4
18	Louisville - AAA	.310	44	171	23	53	12	2	6	25	0	2	1	19	39	8	2	.378	.509	2
19	Louisville - AAA	.257	8	35	7	9	1	0	1	2	0	0	0	3	13	0	0	.316	.371	0
	Cincinnati	.256	104	375	55	96	20	4	12	42	0	1	3	30	101	14	5	.315	.427	4
20	Cincinnati	.186	23	70	8	13	6	0	2	8	0	1	0	6	15	2	1	.247	.357	1
21	Cincinnati	.252	36	111	18	28	4	0	1	8	0	1	0	12	16	2	5	.323	.315	3
	#Louisville - AAA	.286	10	35	5	10	3	1	0	2	0	1	0	2	2	0	0	.316	.429	0
22	Cincinnati	.231	110	373	45	86	13	0	5	25	2	1	5	30	76	8	5	.296	.306	4
	#Louisville - AAA	.000	4	10	1	0	0	0	0	1	0	0	1	1	3	0	0	.167	.000	0
	Major Totals	.240	273	929	126	223	43	4	20	83	* 2	4	8	78	208	26	16	.303	.360	12
	Minor Totals	.308	253	949	158	292	80	9	28	135	1	8	8	112	208	40	15	.383	.499	24

Injury rehab, * Only Major League sacrifice bunts on 7/8/22 vs TB & 8/23/22 at Phi

Wild Card Series Record

Yr	Club, Opponent	AVG	G	AB	R	H	2B	3B	HR	RBI	SH	SF	HB	BB	SO	SB	CS	OBP	SLG	E
20	Cin at Atl	.286	2	7	0	2	0	0	0	0	0	0	0	0	2	0	0	.286	.286	0

Started both games in CF (1-0 loss in 13 innings, 5-0 loss)

SINGLE-SEASON CAREER HIGH STREAKS

Hitting Streak: 9g, 5/24-6/1, 2019; **Hitless Streak:** 21ab, 4/11-4/20, 2021

SHELDON "CHIEF" BENDER AWARD - REDS MINOR LEAGUE PLAYER OF THE YEAR

2022 Elly De La Cruz, SS	2014 Ben Lively, RHP	2007 Jay Bruce, OF
2021 Jose Barrero, SS	2013 Seth Mejias-Brean, 3B	2006 Homer Bailey, RHP
2020 No minor league season	2012 Billy Hamilton, SS	2005 Chris Denorfia, OF
2019 Aristides Aquino, OF	2011 Billy Hamilton, SS	2004 Richie Gardner, RHP
2018 Ibandel Isabel, IF/OF	2010 Devin Mesoraco, C	2003 Stephen Smitherman, OF
2017 Nick Senzel, 3B	2009 Chris Heisey, OF	2002 Brandon Larson, 3B
2016 Aristides Aquino, OF	2008 Chris Valaika, SS	2001 Adam Dunn, OF
2015 Tyler Mahle, RHP		2000 Austin Kearns, OF



MICHAEL SIANI

 @mikesiani6

OF
38

Age: 23 Ht.: 6-1 Wt.: 188 Bats: L Throws: L ML Service: 0.015

Born: 7/16/99 Birthplace: Glenside, PA Resides: Glenside, PA

Acquired: Was selected by the Reds in the fourth round of the June 2018 first-year player draft. Was signed by Jeff Brookens.

Contract: Signed through the 2023 season and under team control through 2028.

CAREER HIGHLIGHTS

- Prefers Michael...last name is pronounced see-AH-nee.
- Entered the 2023 season rated by *Baseball America* No. 18 on the Reds' Top 40 Prospects list and the best defensive outfielder in the organization.
- Was rated by *Baseball America* the 28th-best high school prospect in the 2018 first-year player draft...was selected by the Reds in the fourth round (109th overall)...was signed by Jeff Brookens.
- Twice led his league in stolen bases, in 2019 (Midwest League) and 2022 (Southern League).
- Twice was rated by *Baseball America* the best defensive outfielder in the organization.
- In 2021 was rated by *Baseball America* the best athlete, best defensive outfielder and 10th-best prospect in the organization.
- In 2019 was an MiLB.com Organization All-Star...earned the Reds' Minor League Community Service Award.
- His leaping/diving catch on 7/30/19 vs Bowling Green was featured on ESPN's Top 10 Plays of the Day.
- In 2018 led Appalachian League outfielders in fielding percentage (120tc).
- One of the Reds' best prospects, has been rated as high as ninth by both MLB.com and *Baseball America*.
- Following the 2018 season attended a leadership training program at West Point.
- In 2017 played on USA Baseball's gold medal team at the 18U World Cup.

2022 SEASON

- In 129 apps for Chattanooga and Louisville combined to hit .252 with 40 extra-base hits and 52 stolen bases.
- Led the Southern League in stolen bases (49).
- Ranked among Reds minor league leaders in stolen bases (1st, 52), runs (2nd, 82), triples (2nd, 7), walks (3rd, 65), hits (T3rd, 124), total bases (4th, 199), extra-base hits (T8th, 40) and RBI (9th, 55).
- Was promoted from Louisville on 9/21, when CF Nick Senzel was disabled, and in his Major League debut made 9 apps for the Reds.
- For the Reds, made all 7 of his starts in CF...started 4 of the last 6 games of the season.
- On 9/22 vs Mil started in CF in his Major League debut...became the 66th of 66 players to appear in a game for the Reds, extending the club record (2003, 57 players), the 23rd of 23 rookies to appear in a game and the 12th of 12 Reds players to make his Major League debut.
- On 9/27 at Pit recorded his first 2 Major League hits, both singles off Mitch Keller...left the game with 2 outs in the bottom of the eighth inning after diving for a ball in the outfield...didn't miss a game.
- Began the season at Chattanooga...on 9/13 was promoted to Louisville.

2021 SEASON

- Spent the regular season at Dayton, where he ranked sixth in the High A Central with 30 stolen bases...made 75 starts in CF and 21 starts as the Dragons' designated hitter.
- Following the season played for the Surprise Saguaros in the prestigious Arizona Fall League (14g, .300, 3 2b, 1hr, 6rbi, 10sb, .451obp, .450slg, .901ops).

2020 SEASON

- Spent the season at the alternate training site as part of the Reds' 60-player pool Summer Camp roster.
- Was not on the Reds' 40-man Postseason roster.

PERSONAL: Graduated from William Penn Charter School in Philadelphia, where he was named 2017-2018 Gatorade Pennsylvania Baseball Player of the Year...is the brother of OF Sammy Siani, who was selected by the Pirates with the 37th overall pick of the June 2019 first-year player draft...follow on Twitter @mikesiani6.

SIANI'S CAREER TRANSACTIONS

- Was selected by the Reds in the fourth round (109th overall) of the June 2018 first-year player draft. Was signed by Jeff Brookens.
- On Dayton's 7-day injured list, May 8-13, 2019.

		CAREER FIELDING							
Pos.	Pct.	G	PO	A	E	TC	DP	PB	
CF	1.000	9	13	0	0	13	0	-	

Career Hitting

Yr	Club	AVG	G	AB	R	H	2B	3B	HR	RBI	SH	SF	HB	BB	SO	SB	CS	OBP	SLG	E
18	Greeneville - R	.288	46	184	24	53	6	3	2	13	0	2	3	16	35	6	4	.351	.386	^0
19	Dayton - A	.253	121	466	75	118	10	6	6	39	8	1	10	46	109	*45	15	.333	.339	4
21	Dayton - A	.216	97	352	60	76	13	4	6	26	0	1	5	50	103	30	10	.321	.327	8
22	Chattanooga - AA	.252	121	456	76	115	19	7	12	49	1	3	7	64	90	*49	12	.351	.404	4
	Louisville - AAA	.250	8	36	6	9	0	0	2	6	0	1	0	1	5	3	0	.263	.417	0
	Cincinnati	.167	9	24	1	4	0	0	0	0	0	0	0	0	7	0	1	.167	.167	0
Major Totals		.167	9	24	1	4	0	0	0	0	0	0	0	0	7	0	1	.167	.167	0
Minor Totals		.248	393	1494	241	371	48	20	28	133	9	8	25	177	342	133	41	.336	.363	16

* Led League, ^ Led Appalachian League outfielders in fielding percentage (120tc)

SINGLE-SEASON CAREER HIGH STREAKS

Hitting Streak: 2g, 10/2-10/4, 2022; **Hitless Streak:** 7ab, 9/27-10/2, 2022



LUCAS SIMS

@LSims_

RHP

39

Age: 28 **Ht.:** 6-2 **Wt.:** 213 **Bats:** R **Throws:** R **ML Service:** 4.014

Born: 5/10/94 **Birthplace:** Lawrenceville, GA **Resides:** Lawrenceville, GA

Acquired: From the Braves, along with RHP Matt Wisler and OF Preston Tucker, for OF Adam Duvall, July 30, 2018.

Contract: Signed a 1-year contract through the 2023 season, avoiding arbitration, January 13, 2023. Is under team control through 2024.

CAREER HIGHLIGHTS

- Was selected by the Braves in the first round (21st overall) of the 2012 first-year player draft.
- Made 2 Opening Day active rosters, both with the Reds (2020, 2021)...began the 2022 season on the Reds' 15-day injured list with a back injury.
- In 2019 established a Louisville single-season record for fewest innings pitched to record 100 strikeouts (78.1ip)...broke the record held by Aroldis Chapman (80ip, 2010).
- In 2019 was an International League All-Star and IL Pitcher of the Week for 71-7/7.
- In 2017 was an International League All-Star.
- In 2015 was an Arizona Fall League Rising Star...started for the West squad in the AFL All-Star Game.
- In 2013 was an MiLB.com Braves Organization All-Star.
- Was International League Pitcher of the Week for 4/17-4/23, 2017 & 7/2-7/8, 2018 and Southern League Pitcher of the Week for 8/18-8/24, 2015.
- Entered the 2014 season rated by *Baseball America* the Braves' top overall prospect and their minor league pitcher with the best curveball.
- Was the Braves' 2012 Minor League Pitcher of the Year...led all Braves farmhands with 12 wins.
- In 2012, following his first professional season, his curveball was rated by *Baseball America* the best in the Braves organization and the best secondary pitch of any pitcher in his draft class...through the 2016 season his curveball continued to be rated the best among all Braves minor leaguers.

SINGLE-SEASON CAREER HIGH STREAKS

Scoreless Streak By Game: 7g (2x), 8/22-9/10 & 9/15-10/1, 2021;
Scoreless Streak By Inning: 11.0, 8/17-8/28, 2017; **Winning Streak:** 4g, 5/5-6/15, 2021; **Losing Streak:** 3g, 8/1-8/12, 2017

2022 SEASON

- Missed 144 games during 2 stints on the injured list with a lower back injury, including the first 13 games of the season through 4/20 and the last 131 games of the season beginning 5/12.
- On 7/7 had season-ending microdiscectomy surgery to alleviate the discomfort of a bulging disc.
- Was transferred to the 60-day injured list on 6/17, when IF Max Schrock was reinstated from the 60-day IL.
- From 4/23-5/10 made all 6 of his apps for the Reds.
- In the 4-1 win on 4/24 vs StL, in his second appearance, earned his only save of the season and eighth of his Major League career.
- In the eighth inning of the 18-4 loss on 5/4 at Mil tied his career high with 4 walks, snapping a streak of 68 batters faced (28 strikeouts) without issuing a walk...were his first walks since his first batter faced on 8/20/21 vs Mia...the 68-batter walkless streak included his last 55 batters of 2021 and his first 13 batters of this season.
- In the 5-4 loss on 5/10 vs Mil, in his final appearance of the season, made his 100th career appearance for the Reds.
- Twice threw more than 1.0 inning (1.1ip on 4/30 at Col, 1.2ip on 5/10 vs Mil).
- Retired his first batter faced in 4 of his 6 apps...stranded 3 of 4 inherited runners.
- Once threw on consecutive days, his first 2 apps of the season (4/23-4/24 vs StL).
- Began the 2022 season on the 15-day injured list after back spasms disrupted his spring training preparation...did not make an appearance for the Reds in Goodyear.

2021 SEASON

- Recorded his first 7 professional saves.
- Established career highs in wins, apps, saves and strikeouts.
- Didn't issue a walk to any of his last 55 batters faced...issued his most recent walk to his first batter on 8/20 vs Mia.
- Beginning 8/22 shut out the opponent in 14 of his last 15 apps of the season (1.26era, 14.1ip, 7h, 2er, 0bb, 25k, .140baa), including a pair of career-high 7-game scoreless streaks (6.2ip from 8/22-9/10, 6.2ip from 9/15-10/1).
- Retired 18 consecutive batters between a 3-run HR by Jazz Chisholm Jr. on 8/20 vs Mia and a single by Willson Contreras on 9/6 at Wrigley Field.
- From 6/24-8/7 missed 39 games with a right elbow sprain.
- Posted a 5.02 ERA (.221baa) in 28 apps prior to the injury and a 3.44 ERA (.167baa) in 19 apps after he came off the 10-day injured list on 8/8.
- Suffered the elbow injury in the 10-7 win on 6/22 at Min, when all 3 batters faced reached base and scored... in his last 11 apps prior to that outing had posted an ERA of 0.75 (12ip, 11h, 1er, 4bb, 18k, .239oba).
- Before he came off the injured list on 8/8, made 5 rehab apps for Louisville (2gs, 0-0, 3.86, 4.2ip, 6h, 3bb, 4k, 2hr, .333baa).
- Retired the first batter in 34 of his 47 apps...stranded 13 of 19 inherited runners, including each of his last 7 inherited runners.
- 9 times threw more than 1.0 inning, most recently on 8/15 at Pit (1.1ip)...4 times threw a season-high 2.0 innings, most recently in the 6-2 win on 6/13 vs Col.
- 8 times pitched on 2 consecutive days and once, for the only time in his career, pitched on 3 consecutive days (4/20-4/22)...was pitching when the 4/20 game was suspended and returned to the mound when the game resumed on 4/21...pitched again on 4/22.
- In the 3-0 win on 4/12 at SF earned his first professional save...entered the game in the ninth inning with 2 outs and a runner on base in relief of Tejay Antone, who had thrown 3.2 hitless innings, and struck out Evan Longoria to end the game.
- His appearance in the 7-2 loss on 6/10 vs Mil snapped a 6-game scoreless streak during which he recorded 5 saves (6.1ip, 6h, 2bb, 9k, .250oba)...also snapped a streak in which he had converted 6 straight save chances and another streak in which he had pitched in 7 consecutive Reds wins.
- Began spring training with tightness in his right elbow and was limited to 3 apps in "A" Games.
- Made his first appearance in an "A" Game on 3/23 (1ip, 3h, 2er, 0bb, 1k).
- Made his second Opening Day roster, both with the Reds (2020, 2021).

SINGLE-GAME HIGH, STRIKEOUTS

Date (Innings)	Strikeouts
5/28/19 for Cin vs Pit (7.1)	9

2020 SEASON

- Made his first Opening Day roster.
- With 20 apps ranked fourth on the Reds' staff (Raisel Iglesias 22, Amir Garrett 21, Nate Jones 21).
- Twice allowed a season-high 3 earned runs, both to the Cardinals (1.2ip on 9/1 vs StL, 2ip on 9/12 at StL)... his season ERA in his other 18 apps was 0.41 (22ip, 1er).
- 9 times during the regular season threw more than 1.0 inning...5 times threw at least 2.0 innings, with a season-high of 2.1 innings on 9/20 vs WSox.
- Twice during the regular season pitched on consecutive days (8/4-8/5, 9/4-9/5).
- During the regular season retired the first batter in 15 of his 20 apps...stranded 14 of 19 inherited runners... twice inherited the bases loaded and each time stranded 2 of the 3 runners without allowing a hit.
- Pitched in both games of the Wild Card Series at Atl...did not allow a hit and retired the last 8 of his 9 batters.

2019 SEASON

- Was an International League All-Star and IL Pitcher of the Week for 7/1-7/7.
- Established a Louisville single-season record for fewest innings pitched to record 100 strikeouts (78.1ip)... broke the record held by Aroldis Chapman (80ip, 2010).
- Ranked T17th in the International League in strikeouts.
- Went 1-1, 6.48 in 4 starts and 1-0, 3.42 in 20 relief apps during 2 stints with the Reds.
- Made 3 starts and all 20 of his relief apps after he was promoted just following the All-Star break...was 1 of 7 roster moves that day (7/18).
- Made his first start the day after a day/night doubleheader...made his second start in place of injured RHP Tyler Mahle (left hamstring strain)...made his third start in place of injured LHP Alex Wood (low back soreness)...made his fourth start in place of RHP Trevor Bauer (illness).
- While pitching in relief, 10 times threw more than 1.0 inning, 4 times threw 2.0 innings and on 7/30 vs Pit threw a season-high 2.2 innings out of the bullpen.
- Retired the first batter in 13 of his 20 relief apps and stranded 9 of 13 inherited runners.
- Made his first appearance for the Reds in an 11-6 win on 5/28 vs Pit...in the club's 55th game of the season became only the sixth different Reds starting pitcher...was the latest in a season the Reds used a sixth starting pitcher since 2012, when in that year's 121st game (on 8/18), RHP Todd Redmond started the night game of a DH vs the Cubs...in that 2012 NL Central Division championship season, Homer Bailey (33), Johnny Cueto (33), Mat Latos (33), Bronson Arroyo (32) and Mike Leake (30) made 161 of the team's 162 starts...was optioned back to Louisville following the next afternoon's game and pitched for the Bats until his second promotion on 7/18.
- In the 11-6 win on 5/8 vs Pit threw 7.1 innings with 9 strikeouts, both career highs...was the longest outing by a Reds pitcher until Sonny Gray threw 8.0 innings on 7/3 in the club's 84th game...took a 3-hit shutout into the eighth inning before Kevin Newman hit Sims' 100th and final pitch for a grand slam, the first homer of Newman's career.

2018: On 7/30 was acquired from the Braves, along with RHP Matt Wisler and OF Preston Tucker, for LF Adam Duvall...the next day was optioned to Louisville, where he made 5 starts before he was promoted to the Reds as a September callup...made all 3 of his apps for the Reds in relief before he became hampered by a right teres major strain...for the Reds, appeared in games on 9/2 at StL, 9/5 at Pit and 9/9 vs SD...didn't pitch again after 9/9...on 9/1 was promoted from Louisville, along with IF Blake Trahan (TRUH-haw)...on 9/2 at StL became the 32nd pitcher to appear for the Reds, tying the 2016 franchise record for pitchers in a season.

2017: In his Major League debut made 10 starts and 4 relief apps for the Braves...began the season at Class AAA Gwinnett and despite an 8/1 promotion led the staff in starts, innings pitched and strikeouts...was promoted on 8/1 and with the exception of the 4 relief apps from 9/7-9/16 finished the season in the Braves' starting rotation...made his Major League debut in a 3-2 loss to the Dodgers on 8/1 (6ip, 6h, 3er, 0bb, 3k, 1hr)...became the fifth starter in Atlanta history to record at least 6.0 innings without issuing a walk in his first career appearance...IF Ozzie Albies also made his Major League debut on 8/1 vs LAD...they became the first pair of Braves teammates to start in the same lineup in their debuts since RHP Al Santorini and C Walt Hriniaik made their first career apps together on 9/10/68 vs SF...after losing his first 3 starts earned his first career victory in his fourth appearance, a 10-4 win at Coors Field on 8/17.

PERSONAL: Attended Brookwood High School in Snellville, Georgia...as a senior in 2012 was named Georgia Region 8 AAAAA Pitcher of the Year after finishing 8-1 with a 1.19 ERA and leading Brookwood to the state championship game...before signing with the Braves was committed to attending Clemson University.

SIMS' CAREER TRANSACTIONS

- Was selected by the Braves in the first round (21st overall) of the June 2012 first-year player draft. Was signed by Brian Bridges.
- On Carolina's disabled list, May 14-July 2, 2015; included a rehabilitation assignment at GCL Braves, June 25-July 2.
- Was acquired by the Reds, along with RHP Matt Wisler and OF Preston Tucker, for LF Adam Duvall, July 30, 2018.
- On 10-day injured list with a right elbow sprain, June 24-August 7, 2021; included a rehabilitation assignment at Louisville, July 27-August 7.
- On 15-day injured list with back spasms, April 7-21, 2022; included a rehabilitation assignment at Louisville, April 12-21.
- On 15-day injured list with a back injury that led to microdiscectomy surgery to alleviate the discomfort of a bulging disc, May 12-remainder of the season, 2022; was transferred to the 60-day injured list, June 17.

Career Pitching

Yr	Club	W-L	ERA	G	GS	CG	SHO	SV	IP	H	R	ER	HR	BB	SO	WP	BK
12	Danville - R	2-4	4.33	8	8	0	0	0	27.0	26	14	13	2	12	29	1	0
	Braves - R	0-0	1.29	3	3	0	0	0	7.0	2	2	1	1	1	10	0	0
13	Rome - A	12-4	2.62	28	18	1	0	0	116.2	83	44	34	3	46	134	14	0
14	Lynchburg - A	8-11	4.19	28	28	0	0	0	156.2	146	81	73	12	57	107	15	1
15	Mississippi - AA	4-2	3.21	9	9	0	0	0	47.2	29	18	17	1	29	56	2	0
	Carolina - A	3-4	5.18	9	9	1	0	0	40.0	39	27	23	2	23	37	8	2
	#Braves - R	0-0	9.00	2	2	0	0	0	5.0	7	7	5	0	2	7	0	0
16	Gwinnett - AAA	2-6	7.56	11	10	0	0	0	50.0	56	44	42	12	37	58	9	0
	Mississippi - AA	5-5	2.67	17	17	0	0	0	91.0	64	34	27	3	55	101	5	1
17	Atlanta	3-6	5.62	14	10	0	0	0	57.2	64	37	36	9	23	44	0	0
	Gwinnett - AAA	7-4	3.75	20	19	0	0	0	115.1	95	49	48	19	36	132	5	1
18	Gwinnett - AAA	4-3	2.84	15	14	0	0	0	73.0	66	29	23	6	34	83	3	0
	Atlanta	0-0	7.84	6	0	0	0	0	10.1	12	9	9	2	8	10	0	0
	Louisville - AAA	0-2	3.81	5	5	0	0	0	28.1	20	14	12	5	5	32	1	0
	Cincinnati	0-0	6.75	3	0	0	0	0	5.1	3	4	4	1	5	6	0	0
19	Louisville - AAA	5-0	4.56	16	16	0	0	0	79.0	69	43	40	9	36	102	1	0
	Cincinnati	2-1	4.60	24	4	0	0	0	43.0	31	22	22	8	19	57	1	0
20	Cincinnati	3-0	2.45	20	0	0	0	0	25.2	13	10	7	3	11	34	0	0
21	Cincinnati	5-3	4.40	47	0	0	0	7	47.0	34	26	23	6	18	76	2	1
	#Louisville - AAA	0-0	3.86	5	2	0	0	0	4.2	6	2	2	2	3	4	2	0
22	#Louisville - AAA	0-0	2.25	4	2	0	0	0	4.0	2	1	1	1	1	5	0	0
	Cincinnati	1-0	9.45	6	0	0	0	1	6.2	5	7	7	0	6	5	0	0
	Major Totals	14-10	4.97	120	14	0	0	8	195.2	162	115	108	29	90	232	3	1
	Reds Totals	11-4	4.44	100	4	0	0	8	127.2	86	69	63	18	59	178	3	1
	Minor Totals	52-45	3.84	180	162	2	0	0	845.1	710	409	361	78	377	897	66	5

Injury rehab

Wild Card Series Record

Yr	Club, Opponent	W-L	ERA	G	GS	CG	SHO	SV	IP	H	R	ER	HR	BB	SO	WP	BK
20	Cin at Atl	0-0	0.00	2	0	0	0	0	2.2	0	0	0	0	1	5	0	0

1-0 loss in 13 innings, 5-0 loss

Career Hitting

Yr	Club	AVG	G	AB	R	H	2B	3B	HR	RBI	SH	SF	HB	BB	SO	SB	CS	OBP	SLG	E
17	Atlanta	.067	14	15	1	1	0	0	0	0	3	0	0	0	8	0	0	.067	.067	2
18	Atlanta	.000	6	1	0	0	0	0	0	0	0	0	0	0	0	0	0	.000	.000	0
	Cincinnati	.000	3	1	0	0	0	0	0	0	0	0	0	0	1	0	0	.000	.000	0
19	Cincinnati	.125	24	8	0	1	0	0	0	0	0	0	0	5	0	0	.125	.125	0	
20	Cincinnati	---	20	0	0	0	0	0	0	0	0	0	0	0	0	0	---	---	0	
21	Cincinnati	.000	47	2	0	0	0	0	0	0	0	0	0	1	0	0	.000	.000	2	
22	Cincinnati	---	6	0	0	0	0	0	0	0	0	0	0	0	0	0	---	---	0	
	Career Totals	.074	120	27	1	2	0	0	0	0	3	0	0	15	0	0	.074	.074	2	

Only career hits on 9/25/17 for Atl at NYM (single off Chris Flexen) & 9/16/19 for Cin at Chc (single off Cole Hamels)



NICK SOLAK

@Nick_Solak

INF / OF
16

Age: 28 **Ht.:** 5-10 **Wt.:** 185 **Bats:** R **Throws:** R **ML Service:** 2.126

Born: 1/11/95 **Birthplace:** Woodridge, IL **Resides:** Tomball, TX

Acquired: From the Rangers for cash considerations, November 10, 2022.

Contract: Signed through the 2023 season and under team control through 2026.

CAREER HIGHLIGHTS

- Last name is pronounced SO-lack.
- In 2021 led the Rangers with 120 starts at 2B.
- Was the Rangers' Opening Day starter in LF in 2020 and their Opening Day starter at 2B in 2021.
- From 4/14-7/9, 2021 produced a 71-game errorless streak, the longest single-season streak ever by Rangers second baseman.
- On 9/8/21 for Tex at Ari produced an infield single to conclude a 16-pitch plate appearance vs Jake Faria...were the most pitches seen by a Rangers batter during a plate appearance since tracking began in 1988 and tied for the longest plate appearance by any hitter in 2021.
- In 2020 became the first Washington/Texas player (since 1961) to lead all Major League rookies in hits.
- In 2020 led the Rangers in hitting with RISP (.351, 13-37), the second-highest average ever by a qualifying Rangers rookie (Mike Hargrove, .393, 1974).
- Made his Major League debut in the opener of a doubleheader on 8/20/19 vs LAA...started at DH and in the seventh inning singled off Andrew Heaney for his first career hit...in the nightcap, hit his first Major League home run (off Jaime Barria).
- In 2019 was voted Rangers Rookie of the Year by the DFW chapter of the Baseball Writers' Association of America.
- In 2018 was Class AA Montgomery's Most Valuable Player, a Southern League All-Star and the SL's Player of the Month for August.
- In 2017 was a Florida State League All-Star and MiLB.com Yankees Organization All-Star...that season was rated by *Baseball America* the best hitter for average in the Yankees' system.
- In 2016, in his first professional season led all Yankees minor leaguers in hitting (.321)...was a mid-season New York-Penn League All-Star.

MULTI-HOMER GAMES (1)

Date	Pitchers
4/27/21 vs LAA	J. Quintana, J. Guerra

PINCH-HIT HOME RUNS (1)

Date	Pitcher
8/1/22 for Tex vs Bal	Keegan Akin

2022 SEASON

- During 3 stints with the Rangers made 16 starts in LF and 1 appearance at 2B.
- Missed the Rangers' last 19 games of the season with a right foot fracture, suffered on a foul ball on 9/14 vs Oak.
- In the eighth inning of the 7-2 loss vs Bal on 8/1 produced his first career pinch-hit home run (solo off Keegan Akin).
- On 11/10 was traded to the Reds for cash considerations.

PERSONAL: In 2014 graduated from Naperville (IL) North High School...played baseball at the University of Louisville, where he met his wife, volleyball player Roxanne...as a junior was team captain, second team All-ACC and third team All-America in leading UofL to the NCAA Super Regionals (.376, 14 2b, 5hr, 29rbi)...in the summer of 2015 played with Pete Alonso for Bourne in the prestigious Cape Cod League...was named after the Dolton, IL sports bar at which his parents met...played saxophone in elementary and junior high school...in 2020 partnered with Big League Impact's #ALLWINS Texas Campaign by donating \$100 per team win to benefit Children's Health in Dallas.

SOLAK'S CAREER TRANSACTIONS

- Was selected by the Yankees in the second round of the June 2016 first-year player draft. Was signed by Mike Gibbons.
- Was acquired by the Rays as part of a 3-team deal in which the Yankees traded to TB Nick Solak and traded to the Diamondbacks RHP Taylor Widener, the Diamondbacks traded to the Yankees 3B Brandon Drury and traded to the Rays LHP Anthony Banda & 2 players to be named (RHP Sam McWilliams, LHP Colin Poche, 5/1), and the Rays traded to the Diamondbacks OF Steven Souza Jr., February 20, 2018.
- Was acquired by the Rangers for RHP Peter Fairbanks, July 13, 2019.
- On 60-day injured list with a right foot fracture, September 21-remainder of the season, 2022.
- Was acquired by the Reds for cash considerations, November 10, 2022.

		CAREER FIELDING							
Pos.	Pct.	G	PO	A	E	TC	DP	PB	
2B	.988	144	196	309	6	511	71	-	
3B	.889	11	9	15	3	27	1	-	
1B	----	* 1	0	0	0	0	0	-	
CF	1.000	13	32	1	0	33	0	-	
LF	.986	51	66	2	1	69	0	-	

* Only career appearance at 1B on 7/6/20 for Tex vs Col (9th inning)

Career Hitting

Yr	Club	AVG	G	AB	R	H	2B	3B	HR	RBI	SH	SF	HB	BB	SO	SB	CS	OBP	SLG	E
16	Staten Island - A	.321	64	240	48	77	13	1	3	25	0	1	8	30	39	8	0	.412	.421	6
17	Trenton - AA	.286	30	119	16	34	9	1	2	9	1	1	1	10	24	1	1	.344	.429	7
	Tampa - A	.301	100	346	56	104	17	4	10	44	0	3	4	53	76	13	4	*.397	.460	10
18	Montgomery - AA	.282	126	478	*91	*135	17	3	19	76	0	5	14	68	112	21	6	*.384	.450	2
19	Durham - AAA	.266	85	301	56	80	13	1	17	47	0	4	4	39	80	3	2	.353	.485	7
	Nashville - AAA	.347	30	118	23	41	6	0	10	27	1	1	2	6	25	2	0	.386	.653	1
	Texas	.293	33	116	19	34	6	1	5	17	0	0	4	15	29	2	0	.393	.491	3
20	Texas	.268	58	209	27	56	10	0	2	23	0	4	2	18	42	7	1	.326	.344	2
21	Round Rock - AAA	.353	22	85	15	30	6	0	1	6	0	0	1	7	16	0	1	.409	.459	1
	Texas	.242	127	458	57	111	18	2	11	49	2	2	15	34	107	7	5	.314	.362	5
22	Round Rock - AAA	.278	57	223	38	62	15	1	10	45	0	2	4	30	51	6	0	.371	.489	1
	Texas	.207	35	82	14	17	1	0	3	4	1	0	5	7	19	3	2	.309	.329	0
Major Totals		.252	253	865	117	218	35	3	21	93	3	6	26	74	197	19	8	.327	.372	10
Minor Totals		.295	514	1910	343	563	96	11	72	279	2	17	38	243	423	54	14	.382	.470	35

* Led league

SINGLE-SEASON CAREER HIGH STREAKS

Hitting Streak: 11g, 8/21-9/3, 2021; Hitless Streak: 12ab (2x), Last: 9/4-9/7, 2021



JARED SOLOMON

@SoloJared11

RHP

84

Age: 25 Ht.: 6-2 Wt.: 219 Bats: R Throws: R ML Service: 0.029

Born: 6/10/97 Birthplace: Millville, PA Resides: Millville, PA

Acquired: Was selected in the 11th round of the June 2017 first-year player draft. Was signed by Lee Seras.

Contract: Signed through the 2023 season and under team control through 2028.

Non-Roster

CAREER HIGHLIGHTS

- Entered the 2023 season rated No. 39 on *Baseball America's* Reds Top 40 Prospects list.
- Following the 2020 season, his slider was rated by *Baseball America* the best among all Reds minor leaguers.
- Entered the 2021 season rated by *Baseball America* the 23rd-best prospect in the organization.
- Entered the 2018 season rated by MiLB.com the 28th-best prospect in the organization.
- Was the Reds' Minor League Pitcher of the Month for May 2019.
- While at Billings in 2018, in his second minor league season, was a Pioneer League mid-season and post-season All-Star.
- Following the 2018 season attended a leadership training program at West Point.
- On 10/20/20 had "Tommy John" surgery to repair the torn ulnar collateral ligament in his right elbow.

SINGLE-GAME HIGH, STRIKEOUTS

Date (Innings)	Strikeouts
5/13/22 for Cin at Pit (1.0)	3

2022 SEASON

- In his Major League debut made 9 relief apps during 5 stints with the Reds (1g on 5/7/g2 vs Pit as the 27th player, 4g from 5/13-5/26, 2g from 6/5-6/8, 1g from 6/24-6/28, 1g on 7/7/g1 vs Pit as the 27th player).
- Once pitched on consecutive days (5/23-5/24 vs Cubs).
- Retired the first batter in 5 of his 9 apps...did not inherit a runner.
- On 5/7 vs Pit spent the day on the Reds' roster as the 27th player for the doubleheader...in the 8-5 loss in the nightcap, threw a scoreless ninth inning in his Major League debut...recorded his first 2 career strikeouts (Jack Suwinski, Andrew Knapp).
- Began the season at Chattanooga...on 4/26 was promoted to Louisville and spent the rest of the season with the Bats or Reds.
- Was designated for assignment at the 11/15 restricted list deadline, along with OF Aristides Aquino, RHP Kyle Dowdy, RHP Jeff Hoffman, RHP Derek Law and RHP Art Warren.
- On 11/18 was not tendered a contract for 2023 and became a free agent.
- On 12/5 was re-signed by the Reds to a minor league contract and invited to 2023 Major League spring training camp.

2021 SEASON

- Did not play while recovering from 10/20/20 "Tommy John" surgery to repair the torn ulnar collateral ligament in his right elbow.
- Attended his first Major League spring training camp after just 2 full professional seasons.

2020 SEASON

- Did not play because of the cancellation of the minor league season due to the COVID-19 pandemic.
- On 10/20 had "Tommy John" surgery to repair the torn ulnar collateral ligament in his right elbow.
- On 11/20 was added to the 40-man roster, along with RHP Vladimir Gutierrez and RHP Riley O'Brien.

PERSONAL: Graduated from Millville (PA) High School and attended Lackawanna College in Scranton, PA...intended to enroll at Xavier University in Cincinnati before he decided to pursue a professional baseball career...follow on Twitter @SoloJared11.

SOLOMON'S CAREER TRANSACTIONS

- Was selected by the Reds in the 11th round of the June 2017 first-year player draft. Was signed by Lee Seras.
- On Dayton's injured list with right shoulder inflammation, June 11-20, 2019.
- On Chattanooga's 60-day injured list recovering from 10/20/20 "Tommy John" surgery to repair the torn ulnar collateral ligament in his right elbow, 2021 season.
- Was designated for assignment, November 15, 2022.
- Was not tendered a contract for 2023 and became a free agent, November 18, 2022.
- Was re-signed by the Reds to a minor league contract and invited to 2023 Major League spring training camp, December 5, 2022.

Career Pitching

Yr	Club	W-L	ERA	G	GS	CG	SHO	SV	IP	H	R	ER	HR	BB	SO	WP	BK
17	AZL Reds - R	2-2	4.26	11	6	0	0	0	38.0	39	21	18	2	16	43	7	0
18	Dayton - A	0-1	5.4	6	6	0	0	0	25.0	32	19	15	1	18	13	5	0
	Billings - R	4-2	2.27	9	9	0	0	0	47.2	32	13	12	4	14	54	2	0
19	Dayton - A	1-3	3.43	11	11	0	0	0	42.0	42	19	16	0	27	46	2	0
	Daytona - A	2-8	4.30	15	15	0	0	0	73.1	74	38	35	5	34	65	9	0
21	Chattanooga - AA	Injured, Did Not Play															
22	Chattanooga - AA	0-0	0.00	5	0	0	0	3	7.0	2	0	0	0	1	6	0	0
	Louisville - AAA	3-2	8.93	41	0	0	0	0	40.1	48	42	40	12	29	44	3	0
Cincinnati		0-0	10.80	9	0	0	0	0	8.1	8	10	10	3	5	9	0	0
Major Totals		0-0	10.80	9	0	0	0	0	8.1	8	10	10	3	5	9	0	0
Minor Totals		12-18	4.48	98	47	0	0	3	273.1	269	152	136	24	139	271	28	0

SINGLE-SEASON CAREER HIGH STREAKS

Scoreless Streak By Game: 3g, 5/24-6/5, 2022; **Scoreless Streak By Inning:** 3.0, 5/24-6/5, 2022;
Winning Streak: None; **Losing Streak:** None



SPENCER STEER

@spenc_er

INF
7

Age: 25 Ht.: 5-11 Wt.: 185 Bats: R Throws: R ML Service: 0.035

Born: 12/7/97 Birthplace: Long Beach, CA Resides: Littleton, CO

Acquired: From the Twins, along with IF Christian Encarnacion-Strand and LHP Steven Hajjar, for RHP Tyler Mahle, August 2, 2022.

Contract: Signed through the 2023 season and under team control through 2028.

CAREER HIGHLIGHTS

- Entered the 2023 season rated by *Baseball America* the seventh-best prospect in the organization.
- His strike zone discipline is rated by *Baseball America* the best in the organization.
- When acquired by the Reds was rated by MLB.com the 11th-best prospect in the Twins' organization.
- Following the trade was rated the seventh-best prospect in the Reds' organization.
- Played in Major League Baseball's 2022 SiriusXM All-Star Futures Game at Dodger Stadium.
- Twice in 2021 was the Twins' Minor League Player of the Week (5/9-5/15, 6/6-6/12).

BASEBALL AMERICA'S TOP 10 REDS PROSPECTS

- Elly De La Cruz, IF
- Noelvi Marte, IF
- Edwin Arroyo, IF
- Cam Collier, IF
- .. C. Encarnacion-Strand, IF
- Chase Petty, RHP
- **Spencer Steer, IF**
- Sal Stewart, IF
- Connor Phillips, RHP
- .. Brandon Williamson, LHP

2022 SEASON

- On 8/2 was acquired from the Twins, along with IF Christian Encarnacion-Strand and LHP Steven Hajjar (rhymes with badger), for RHP Tyler Mahle.
- Played in Major League Baseball's SiriusXM All-Star Futures Game at Dodger Stadium.
- Made his 27 starts for the Reds at 1B (9gs), 2B (4gs), 3B (12gs) and DH (2gs).
- Was promoted on 9/1, when rosters expanded, and in a start at 3B made his Major League debut in the next night's 3-2 walkoff win vs Col.
- Made his first start at 3B and his second at 1B to become the third Reds player since 1900 to make his first 2 Major League starts at different positions, joining Joe Adcock in 1950 (1B, LF) and Adam Dunn in 2001 (LF, RF).
- No Reds player ever began his career by making his first 3 starts at 3 different positions...Bal's Gunnar Henderson earlier in 2022 made his first 3 Major League starts at 3 different positions (3B, SS, 2B).
- In his debut on 9/2 vs Col walked, homered (off Kyle Freeland), walked and doubled to become just the fourth Reds batter since 1900 to reach base 4 times in his Major League debut, the first since Jay Bruce reached base 5 times on 5/27/08 vs Pit.
- Became only the third Reds player in the expansion era to reach base safely in each of his first 4 plate apps, the first since D.T. Cromer reached in his first 5 plate apps from 4/5-4/9, 2000...Steer struck out in his first plate appearance in his second game.
- In the bottom of the ninth inning of that 3-2 win vs Col scored the winning run on Jonathan India's infield hit to become the first Reds player to score a walkoff run in his Major League debut since Otto Bluege did it on 4/12/1932 vs the Brooklyn Superbas.
- Became the 61st of 66 players to appear in a game for the Reds in 2022, extending the club record, and the 11th of 12 Reds players to make his Major League debut.
- In the bottom of the ninth of the 3-2 win on 10/4 vs Cubs produced his first walkoff hit, an RBI-double off Brandon Hughes.
- Began the season in Class AA with the Twins' Wichita affiliate...after hitting .307 in 35 apps (22xbh, 30rbi, .976ops), was promoted to Class AAA St. Paul.
- From 7/3-8/24 reached base safely in 33 straight minor league games, including his first 18 games with Louisville (8/4-8/24)...was the longest on-base streak by a Bats player in 2022 and included an 11-game hitting streak (8/11-8/24) that ranked second-longest on the team.

PERSONAL: Graduated from Millikan High School (Long Beach, CA), where as a senior in 2016 he was the *Long Beach Press-Telegram's* Dream Team Player of the Year, a member of CalHiSports.com's All-State first team and Moore League Co-Player of the Year (.438, 9 2b, 3 3b, 15rbi)...in 3 seasons at the University of Oregon (2017-2019) established school career records for RBI (129), multi-hit games (37) and longest hitting streak (18g)... following his 2019 junior season was named to the All-Pac-12 Conference first team and to the All-Pac-12 Defensive Team after leading the Ducks in hitting (.349), hits (75), RBI (57), doubles (13), slugging percentage (.502) and on-base percentage (.456)...during 2020 COVID quarantine returned to Oregon to complete his degree in social science...in the summer of 2018 played for Orleans in the prestigious Cape Cod League (35g, .304, 9 2b, 5hr, 25rbi).

WHAT A DEBUT

In the 3-2 walkoff win on 9/2/22 vs Col, **Spencer Steer** became only the fourth Reds player since 1900 to **reach base safely at least 4 times** in his **Major League debut** (list below)...became the first Reds player to score the **game-ending run** in his debut since **Otto Bluege** did it in his only appearance of the **1932 season**, on **4/12 vs Cubs at Redland Field...@EliasSports.**

Spencer Steer 9/2/22 vs Col 2 hits, 2 walks
 Jay Bruce 5/27/2008 vs Pit 3 hits, 2 walks
 Mike Mitchell 4/11/1907 vs Pit 4 hits
 Dan Kerwin 9/27/1903 vs Brk .. 3 hits, 1 walk, 1hp

STREAKING

In the 3-2 walkoff win on 9/2/22 vs Col, **Spencer Steer** walked, homered, walked and doubled...became only the third Reds player in the **expansion era** to reach base safely in **each of his first 4 career plate apps** (list below)...struck out in his first plate appearance in his **second game...@EliasSports.**

Spencer Steer 9/2/22 vs Col 4 plate apps
 D.T. Cromer 4/5-4/9, 2000 5 plate apps
 Jay Bruce 5/27-5/28, 2008 6 plate apps

STEER'S CAREER TRANSACTIONS

- Was selected by the Indians in the 29th round of the June 2016 first-year player draft. Did not sign.
- Was selected by the Twins in the third round (90th overall) of the June 2019 first-year player draft. Was signed by Kyle Blackwell.
- Was acquired by the Reds, along with IF Christian Encarnacion-Strand and LHP Steven Hajjar (rhymes with badger), for RHP Tyler Mahle, August 2, 2022.

CAREER FIELDING

Pos.	Pct.	G	PO	A	E	TC	DP	PB
1B	1.000	9	50	5	0	55	5	-
2B	.960	5	9	15	1	25	6	-
3B	.960	14	6	18	1	25	1	-

Career Hitting

Yr	Club	AVG	G	AB	R	H	2B	3B	HR	RBI	SH	SF	HB	BB	SO	SB	CS	OBP	SLG	E
19	Elizabethton - R	.325	20	77	14	25	6	1	2	13	0	1	2	15	5	0	1	.442	.506	7
	Cedar Rapids - A	.260	44	173	26	45	12	2	2	20	0	1	8	19	28	5	1	.358	.387	5
21	Cedar Rapids - A	.274	45	168	37	46	7	1	10	24	0	1	4	35	32	4	4	.409	.506	5
	Wichita - AA	.241	65	249	45	60	11	2	14	42	0	6	5	20	73	4	0	.304	.470	7
22	Wichita - AA	.307	35	137	27	42	13	1	8	30	0	1	4	14	23	1	3	.385	.591	4
	St. Paul - AAA	.242	48	198	39	48	10	1	12	32	0	2	4	28	43	2	0	.345	.485	7
	Louisville - AAA	.293	23	92	14	27	7	0	3	13	0	0	3	9	23	1	0	.375	.467	1
	Cincinnati	.211	28	95	12	20	5	0	2	8	0	0	2	11	26	0	1	.306	.326	2
	Major Totals	.211	28	95	12	20	5	0	2	8	0	0	2	11	26	0	1	.306	.326	2
	Minor Totals	.268	280	1094	202	293	66	8	51	174	0	12	30	140	227	17	9	.363	.483	36

SINGLE-SEASON CAREER HIGH STREAKS

Hitting Streak: 3g, 9/11-9/13, 2022; **Hitless Streak:** 9ab (3x), Last: 9/15-9/18, 2022



TYLER

@Tyler_Step22

C

STEPHENSON 37

Age: 26 Ht.: 6-4 Wt.: 225 Bats: R Throws: R ML Service: 2.056

Born: 8/16/96 Birthplace: Atlanta, GA Resides: Columbia, SC

Acquired: Was selected by the Reds in the first round (11th overall) of the 2015 first-year player draft. Was signed by John Poloni.

Contract: Signed through the 2023 season and under team control through 2026.

CAREER HIGHLIGHTS

- Was selected by the Reds in the first round (11th overall) of the June 2015 first-year player draft...was the first catcher taken in the draft and was rated by both *Baseball America* and MLB.com that year's best player at that position.
- Was recognized by the national chapter of the BBWAA with 2 third-place votes for the 2021 Jackie Robinson Award as the National League's Rookie of the Year, won by teammate 2B Jonathan India.
- In 2021, in his first full Major League season established single-season franchise records for highest fielding percentage by a catcher (1.000) and most total chances in a season by a catcher without an error (683).
- In 2021, his 78 apps, 65 starts, 588.1 innings caught and 683 total chances without committing an error were the highest totals of any catcher in the Major Leagues.
- In 2021 was named to *Baseball America's* MLB All-Rookie Team and MLB Pipeline's All-Rookie Team.
- On 7/27/21 vs Cubs became only the third Reds batter to produce a home run in his first Major League plate appearance (off Duane Underwood Jr.), joining pinch hitter Ted Tappe (9/14/50 at Brooklyn) and Clyde Vollmer (5/31/42/g2 vs Pit).
- In 2019 was an Arizona Fall League Rising Star and recipient of the Dernel Stenson Award, named after the former Reds farmhand who died during the 2003 AFL season, for his unselfishness, hard work & leadership.
- In 2019 was voted the best defensive catcher in the Southern League.
- In 2018 was a Florida State League All-Star...led FSL catchers in fielding percentage (.996).
- In 2017 was an MiLB.com Organization All-Star and a Midwest League All-Star.
- In November 2016 participated in a leadership training program at West Point.
- Following the 2019 season was invited to Major League Baseball's Rookie Career Development Program.
- Has 3 career walkoff hits...in 2020, produced a pinch-hit, 2-run HR off Sam Howard in the 3-1 win in the opener of a doubleheader on 9/14 vs Pit...in 2021, produced a pinch-hit, RBI-single off Oliver Pérez in the 10th inning of the 3-2 win on 4/17 vs Cle and an RBI-single off Mark Melancon with 2 outs in the bottom of the ninth of the 5-4 win on 7/1 vs SD.

2022 SEASON

- On 8/4 had season-ending surgery to stabilize a fracture in his right clavicle.
- Missed 107 games during 3 stints on the injured list, including 10 games from 4/20-5/2 (third career concussion), 27 games from 6/10-7/8 (broken right thumb) and the last 70 games of the season beginning 7/23 (broken right clavicle).
- Suffered the concussion in a collision at home plate with Luke Voit on 4/19 at SD.
- Suffered the broken right thumb on a foul tip while catching on 6/9 vs Ari.
- Suffered the broken right clavicle on a foul tip while catching on 7/22 vs STL, just 2 outs into the first game after the All-Star break.

2021 JACKIE ROBINSON AWARD VOTING NATIONAL LEAGUE ROOKIE OF THE YEAR

Player	Club	1st	2nd	3rd	Pts
Jonathan India	Reds	29	1		148
Trevor Rogers	Marlins	1	26	3	86
Dylan Carlson	Cardinals		3	13	22
Patrick Wisdom	Cubs			5	5
Ian Anderson	Braves			3	3
Tyler Stephenson	Reds			2	2
Frank Schwindel	Cubs			2	2
David Bednar	Pirates			1	1
Vladimir Gutierrez	Reds			1	1

2022 CATCHERS' ERA

Catcher	GS	IP	ER	ERA
Stephenson 20-23	351.2	190	4.86	
Garcia	9-25	294.1	191	5.84
Romine	10-19	262.0	130	4.47
Papierski	12-15	252.2	122	4.35
Robinson	8-12	169.0	78	4.15
Kolozsvary	2-4	60.0	38	5.70
Okey	1-2	33.2	19	5.08

In 2022 the Reds used **7 catchers**, 1 shy of the **1909 franchise record** for number of players at that position used in a season.

- Despite his injuries still led Reds catchers with 43 starts (20-23) and 351.2 innings caught...pitchers posted a 4.86 ERA while he caught.
- Was 1 of 7 catchers to appear in a game for the Reds this season (Aramis Garcia, Mark Kolozsvary, Chris Okey, Michael Papierski, Austin Romine, Chuckie Robinson), 1 shy of the 1909 club record for catchers used in a season (8).
- In 31 apps between his first (concussion) and second (broken thumb) stints on the injured list, from 5/3-6/9, hit .315 (8 2b, 3hr, 25rbi, 17r, .356obp).
- In 7 apps between his second (broken thumb) and third (broken right clavicle) stints on the injured list, from 7/9-until the All-Star break, went 10-for-25 (.400, 1 2b, 1hr, 4rbi, .429obp, .560slg, .989ops).
- In his last 12 apps of the season, beginning 6/4 and surrounding a 29-day stint on the IL with the broken thumb, hit .442 with 7 multi-hit games (19-43, 3 2b, 2hr, 11rbi, .479obp, .651slg, 1.130ops).
- In addition to his 43 starts behind the plate, made 3 starts at DH (last, 5/29 vs SF).
- In the eighth inning of the 18-4 loss on 5/4 at Mil made his only appearance of the season at 1B (24th career).
- In the 10-5 loss on 4/12 vs Cle threw out 3 runners attempting to steal, the first Reds catcher with 3 CS in a game since Devin Mesoraco on 6/27/12 vs Mil...in the first inning threw out Steven Kwan and José Ramírez trying to steal second base, the first Reds catcher with 2 CS in the same inning since Jason LaRue on 7/17/99 vs Col.
- Finished spring training with a 7-game hitting streak (10-20, .500, 3 2b, 3rbi), the longest by a Reds batter all spring...hit safely in 9 of his 11 apps overall...had an RBI in 3 of his last 4 apps while in Goodyear.

**BASEBALL AMERICA'S
2021 MLB ALL-ROOKIE TEAM**

C	Tyler Stephenson, Reds
1B	Bobby Dalbec, Red Sox
2B	Jonathan India, Reds
3B	Patrick Wisdom, Cubs
SS	Wander Franco, Rays
OF	Randy Arozarena, Rays
OF	Adolis García, Rangers
OF	Dylan Carlson, Cardinals
DH	Ryan Mountcastle, Orioles
SP	RHP Ian Anderson, Braves
SP	RHP Luis Garcia, Astros
SP	RHP Alek Manoah, Blue Jays
SP	LHP Shane Bieber, Cleveland
SP	RHP Trevor Rogers, Marlins
RP	RHP Emmanuel Clase, Indians

2021 SEASON

- After making his first Opening Day roster was named to *Baseball America's* MLB All-Rookie Team and MLB Pipeline's All-Rookie Team, along with teammate 2B Jonathan India.
- Was recognized by the BBWAA with 2 third-place votes for the 2021 Jackie Robinson Award as the National League's Rookie of the Year, won by teammate 2B Jonathan India.
- In his first full Major League season established single-season franchise records for highest fielding percentage by a catcher (1.000) and most total chances in a season by a catcher without an error (683)... both marks previously were held by 2-time Rawlings Gold Glove Award winner Tucker Barnhart.
- His 78 apps, 65 starts, 588.1 innings caught and 683 total chances without committing an error were the highest totals of any catcher in the Major Leagues.
- Shared the catching duties with veteran Tucker Barnhart...for only the third time since 1882, the Reds finished a season using only 2 catchers...they also did it in 1959 (Ed Bailey, Dutch Dotterer) and 1979 (Johnny Bench, Vic Correll)...rookie C Mark Kolozsvary was on the Reds' active roster on 9/20 & 9/21, when Stephenson missed 2 games while on the injured list, but Kolozsvary did not play.
- Hit .359 in April, .305 in June, .322 in July, .291 in August, .290 in September/October, .282 before the All-Star break and .290 in the second half.
- Led all Major League rookie catchers in hitting, on-base percentage and OPS while ranking among National League rookies at all positions in hitting (2nd), on-base percentage (3rd), doubles (4th), OPS (4th), walks (4th), hits (5th), runs (5th), total bases (6th), slugging percentage (6th), RBI (6th), extra-base hits (7th) and HR (T8th).
- Ranked third among all Major League rookies with a .286 batting average, behind Oak/Chc's Frank Schwindel (.326) and TB's Wander Franco (.288)...for most of the season led National League rookies in batting average, but with 2 games left in the season Schwindel accrued enough plate apps with the Cubs to take over the NL rookie lead (.342)...Stephenson was trying to become the first Reds batter to lead NL rookies in hitting since Joey Votto hit .297 in 2008.
- Ranked T2nd in the Major Leagues with 12 pinch-hit RBI (Austin Slater 1st, 13rbi) and T3rd among all pinch hitters with 3 HR (Pablo Sandoval & Austin Slater T1st, 4hr)...in 47 career pinch-hit apps has produced 4 HR and 14 RBI.
- Led all Major League catchers in fielding percentage (1.000)... among National League catchers, ranked 12th with 683 total chances (0 errors) and 14th with 588.1 innings caught.
- Made 65 starts at catcher...started 3 of the staff's 8 shutouts.
- Made his other 17 starts at 1B (last, 9/28 at WSox).
- In the eighth inning of the 9-2 loss on 10/1 at Pit, in Game 160, pinch hit and then remained in the game to play LF...is his only professional appearance in the outfield.

2021 CATCHERS' ERA

Catcher	GS	IP	ER	ERA
Barnhart	49-48	846.0	442	4.70
Stephenson	34-31	588.1	260	3.98

For only the third time since 1882, the Reds finished a season using only 2 catchers...they also did it in 1959 (Ed Bailey, Dutch Dotterer) and 1979 (Johnny Bench, Vic Correll).

- Near the top of the batting order hit second (16gs), third (11gs, last on 7/28 at Cubs) and fourth (25gs, last on 9/25 vs Wsh)... his 25 starts batting cleanup ranked second on the team behind Joey Votto (82gs)...the Reds went 15-10 (.600) when he hit in the fourth spot in the lineup.
- As a pinch hitter with 1 out in the 10th inning of the 3-2 win on 4/17 vs Cle produced the game-ending hit, an RBI-single to the outfield wall off Oliver Pérez...was his second pinch-hit, walkoff hit within his first 45 Major League plate apps...also hit a 2-run HR off Pit's Sam Howard in the 3-1 win in the opener of a DH on 9/14/20.
- Missed games on 9/20 and 9/21 vs Pit while on the injured list.
- Entered the season rated No. 59 on MLB Pipeline's Top 100 prospects list.
- For the second consecutive season was rated by *Baseball America* the Reds' fourth-best prospect and their best hitter for batting average.

WALKOFF HOME RUNS (1)	
Date (Inning)	Pitcher
9/14/20/g1 vs Pit (7th) *	Sam Howard
* Pinch-hit HR	
PINCH-HIT HOME RUNS (4)	
Date	Pitcher
8/15/21 at Phi	Héctor Neris
6/26/21 vs Atl	Edgar Santana
5/13/21 at Col	Lucas Gilbreath
9/14/20/g1 vs Pit *	Sam Howard
* Walkoff	
CONSECUTIVE GAMES (MINIMUM 3)	
Date	Dates
3 straight games	8/12-8/15, 2021

2020 SEASON

- Was 1 of 5 Reds players to make Major League debuts (OF Shogo Akiyama, RHP Tejay Antone, OF Mark Payton, SS Jose Garcia).
- Produced an OPS of 1.047 in 8 apps and 4 starts during 2 stints with the Reds (2gs at C, 2gs at DH).
- Spent 3 days on the active roster from 7/26-7/28, when 2B Mike Moustakas was on the injured list, and in his Major League debut made an appearance as a defensive replacement on 7/27 vs Cubs...from 9/8-9/22 went 3-for-15 in 7 apps and 4 starts.
- Had 4 stints on the Taxi Squad (3g from 7/31-8/2 at Det, 10g from 8/19-8/27 at KC/StL/Mil, 4g from 9/4-9/6 at Pit, 4g from 9/23-9/27 vs Mil/at Min)...also traveled to the Wild Card Series at Atl as part of the Reds' 40-player Postseason pool but did not appear on the active roster.
- Made his 2 starts behind the plate in the 8-5 loss on 9/10 at Chi and the 10-5 win on 9/13 at StL...in those starts went 2-for-7 (.286, 2rbi, 1bb, 1r).
- Made his last 2 apps for the Reds on 9/19 vs WSox and 9/22 vs Mil, started as the team's designated hitter...was optioned to the alternate training site on 9/23, when with 4 games left in the season LHP Wade Miley was reinstated from the 10-day injured list.
- On 7/27 vs Cubs made his Major League debut, entered the game as a defensive replacement at catcher in the top of the seventh inning and in the bottom of the frame homered in his first career plate appearance (off Duane Underwood Jr.).
- Became only the third Reds batter to produce a home run in his first Major League plate appearance, joining pinch hitter Ted Tappe (9/14/50 at Brooklyn) and Clyde Vollmer (5/31/42/g2 vs Pit).
- Reached base safely in each of his first 3 Major League plate apps (HR, single, bases-loaded walk).
- In the 8-5 loss on 9/10 at Wrigley Field made his first career start (1-4, 1rbi)...in the bottom of the seventh inning, threw out Billy Hamilton trying to steal second base...through the 2020 season, Hamilton had 305 career stolen bases and had been caught just 71 times.
- In the 3-1 win in the opener of the 9/14 doubleheader vs Pit, in his fifth Major League appearance, snapped the 1-1 tie with a walkoff HR off Sam Howard...became the first Reds batter with a pinch-hit, game-ending homer since Laynce Nix did it on 5/3/2010 vs NYM off Manny Acosta...became the first Reds player with a walkoff HR within his first 5 career apps since Drew Stubbs did it in his second game on 8/20/2009 vs SF.
- At 23 years old, entered spring training as the youngest position player on the Reds' 40-man roster.
- Entered the 2020 season rated by *Baseball America* the fourth-best prospect in the organization and by MLB.com the seventh-best.
- Entered the season rated by *Baseball America* the organization's best minor league hitter for batting average.

2020 CATCHERS' ERA				
Catcher	GS	IP	ER	ERA
Barnhart	16-17	272.1	117	3.87
Casali	14-11	212.2	87	3.68
Stephenson	1-1	19.0	14	6.63

2019 SEASON

- In his first season at Class AA was voted the best defensive catcher in the Southern League.
- Following the season played for Glendale in the prestigious Arizona Fall League (13g, .347, 7 2b, 6rbi, .908ops) and earned a spot on the Fall Stars Game post-season roster...was an AFL Rising Star and recipient of the Dernel Stenson Award, named after the former Reds minor leaguer who died during the 2003 AFL season, for his unselfishness, hard work and leadership.
- On 11/20 was added to the 40-man roster.
- Entered the season rated by both *Baseball America* and MLB Pipeline the sixth-best prospect in the organization.

SEASON HIGHLIGHTS

2018: In a career-high 109 apps, at Daytona was a Florida State League All-Star...led Florida State League catchers in fielding percentage (.996)...was rated by *Baseball America* the 18th-best prospect in Florida State League...**2017:** At Class A Dayton was a Midwest League All-Star...was rated by *Baseball America* the 17th-best prospect in the MWL and by MLB.com (8th) and *Baseball America* (10th) among the organization's top prospects...**2016:** Was rated by *Baseball America* (10th) and MLB.com (10th) among the Reds' top prospects...**2015:** Following his first professional season was named the Reds' fourth-best prospect by *Baseball America* and fifth-best by MLB.com.

PERSONAL: Graduated from Kennesaw Mountain High School in Marietta, GA...as a senior in 2015 hit .415 with 8 HR and 25 RBI...committed to Georgia Tech but signed with the Reds...participated in the 2019 Reds Caravan...follow on Twitter @Tyler_Step22.

STEPHENSON'S CAREER TRANSACTIONS

- Was selected by the Reds in the first round (11th overall) of the June 2015 first-year player draft. Was signed by John Poloni.
- On Dayton's disabled list with a concussion, April 26-May 9, 2016.
- On Dayton's disabled list with a left wrist injury, May 30-July 12, July 22-August 4 and August 14-remainder of the season, 2016; included a rehabilitation assignment at AZL Reds, July 6-12.
- On Dayton's disabled list with a torn ligament in his right thumb, July 15-remainder of the season, 2017; was transferred to the minor league 60-day DL, July 26.
- On injured list, September 20-21, 2021.
- On 7-day concussion list, April 20-May 2, 2022.
- On 10-day injured list with a broken right thumb, June 10-July 8, 2022; included a rehabilitation assignment at Louisville, July 4-8.
- On 10-day injured list with a broken right clavicle, July 23-remainder of the season, 2022; was transferred to the 60-day injured list, August 1.

CAREER FIELDING								
Pos.	Pct.	G	PO	A	E	TC	DP	PB
C	1.000	127	1069	39	0	1108	5	9
1B	.993	24	129	10	1	140	8	-
LF	---	* 1	0	0	0	0	0	-

In 2021 established single-season franchise records for highest fielding percentage by a catcher (1.000) and most total chances in a season by a catcher without an error (683).
* Only career appearance in LF on 10/1/21 at Pit (8th inning).

Career Hitting

Yr	Club	AVG	G	AB	R	H	2B	3B	HR	RBI	SH	SF	HB	BB	SO	SB	CS	OBP	SLG	E
15	Billings - R	.268	54	194	28	52	15	0	1	16	0	0	3	22	42	0	2	.352	.361	8
16	Dayton - A	.216	39	139	17	30	4	1	3	16	2	0	0	12	45	0	0	.278	.324	3
	#AZL Reds - R	.250	5	20	4	5	1	0	1	2	0	0	1	2	7	0	0	.348	.450	0
17	Dayton - A	.278	80	295	39	82	22	0	6	50	0	5	4	44	58	2	1	.374	.414	6
18	Daytona - A	.250	109	388	60	97	20	1	11	59	0	7	10	45	98	1	0	.338	.392	3
19	Chattanooga - AA	.285	89	312	7	89	19	1	16	44	0	5	9	37	60	0	0	.372	.410	6
20	Cincinnati	.294	8	17	4	5	0	0	2	6	0	0	1	2	9	0	0	.400	.647	0
21	Cincinnati	.286	132	350	56	100	21	0	10	45	0	5	6	41	75	0	0	.366	.431	1
22	Cincinnati	.319	50	166	24	53	9	0	6	35	0	2	3	12	47	1	0	.372	.482	0
	#Louisville - AAA	.267	4	15	1	4	1	0	0	1	0	0	0	0	8	0	0	.267	.33	1
	Major Totals	.296	190	533	84	158	30	0	18	86	0	7	10	55	131	1	0	.369	.454	1
	Minor Totals	.263	380	1363	196	359	82	3	28	188	2	17	27	162	318	3	3	.349	.390	27

Injury rehab. In 2018 led Florida State League catchers in fielding percentage (.996)
In 2021 led all Major League rookie catchers in hitting, on-base percentage and OPS (.797)

SINGLE-SEASON CAREER HIGH STREAKS

Hitting Streak: 6g, 7/9-7/15, 2022; **Hitless Streak:** 15ab, 5/29-6/3, 2022



LEVI STOUDT

@lvstoudty

RHP

58

Age: 25 Ht.: 6-1 Wt.: 195 Bats: R Throws: R ML Service: 0.000

Born: 12/4/97 Birthplace: Pottstown, PA Resides: Pennsburg, PA

Acquired: From the Mariners, along with IF Edwin Arroyo, IF Noelvi Marte and RHP Andrew Moore, for RHP Luis Castillo, July 29, 2022.

Contract: Signed through the 2023 season and under team control through 2028.

CAREER HIGHLIGHTS

- Entered the 2023 season rated No. 15 on *Baseball America's* Reds Top 40 Prospects list.
- His changeup is rated the best in the Reds' organization.
- When acquired by the Reds in July 2022 was rated by MLB Pipeline the fifth-best prospect in the Mariners' organization and by *Baseball America* the 10th-best prospect in their system...his changeup was rated the best in the Mariners' system.
- Was drafted and signed by the Mariners in June 2019 but missed his first professional season with a torn ulnar collateral ligament in his right elbow that led to "Tommy John" surgery on 7/19.

2022 SEASON

- In 25 starts for Class AA Arkansas & Chattanooga and Class AAA Louisville combined to go 7-8, 4.70.
- On 7/29 was acquired from the Mariners in the trade that sent RHP Luis Castillo to Sea...was assigned to Chattanooga, where he made 1 start before he was promoted to Louisville.
- From 8/24-9/6 was on the Bats' 7-day injured list with a right shoulder strain.
- After he came off the injured list on 9/7, posted a 0.77 ERA in his last 4 starts of the season (11.2ip, 1er).
- Was a non-roster invitee to Mariners Major League spring training camp.
- Was added to the 40-man roster at the 11/15 restricted list deadline, along with IF Elly De La Cruz, RHP Ricky Karcher, IF Noelvi Marte, RHP Lyon Richardson and RHP Brandon Williamson.

PERSONAL: In 2016 graduated from Perkiomen School (Pennsburg, PA), where as a senior he went 8-0, 0.38 with 2 perfect games...played 3 seasons at Lehigh University (2017-2019)...in 2017 was a *Collegiate Baseball* Freshman All-American and an All-Patriot League second teamer...in 2019 was named to the All-Patriot League second team again after ranking fourth in the league in ERA (3.53) and strikeouts (69).

STOUDT'S CAREER TRANSACTIONS

- Was selected by the Mariners in the third round (97th overall) of the June 2019 first-year player draft. Was signed by Patrick O'Grady.
- On Everett's 60-day injured list with a torn ulnar collateral ligament in his right elbow, June 26-remainder of the season, 2019.
- On Arkansas' 7-day injured list with a right forearm strain, September 4-remainder of the season, 2021.
- Was acquired by the Reds, along with IF Edwin Arroyo, IF Noelvi Marte and RHP Andrew Moore, for RHP Luis Castillo, July 29, 2022.
- On Louisville's 7-day injured list with a right shoulder strain, August 24-September 6, 2022.

Career Pitching

Yr	Club	W-L	ERA	G	GS	CG	SHO	SV	IP	H	R	ER	HR	BB	SO	WP	BK
19	Everett - A																
					Injured, Did Not Play												
21	Everett - A	6-1	3.52	12	12	0	0	0	64.0	47	28	25	6	29	67	11	0
	Arkansas - AA	1-2	2.55	3	3	0	0	0	17.2	14	5	5	2	8	19	2	0
22	Arkansas - AA	6-6	5.28	18	18	0	0	0	87.0	92	52	51	13	22	82	4	2
	Chattanooga - AA	1-0	0.00	1	1	0	0	0	5.0	2	0	0	0	0	6	1	0
	Louisville - AAA	0-2	3.32	6	6	0	0	0	19.0	17	7	7	0	10	15	3	0
	Minor Totals	14-11	4.11	40	40	0	0	0	192.2	172	92	88	21	69	189	21	2


HUNTER
STRICKLAND
RHP
41
Age: 34 **Ht.:** 6-3 **Wt.:** 225 **Bats:** R **Throws:** R **ML Service:** 7.033

Born: 9/24/88 **Birthplace:** Thomaston, GA **Resides:** Griffin, GA

Acquired: Was signed to a minor league contract and invited to Major League spring training camp, February 18, 2023.

Contract: Is signed through the 2023 season.

CAREER HIGHLIGHTS

- Was a member of the Nationals' 2019 World Series championship team.
- Was a member of the Giants' 2014 World Series championship team.
- In September 2014 was promoted to the Giants and in his Major League debut threw 7.0 scoreless innings over 9 apps...made 8 apps during the Postseason as SF won its third World Series title in 5 seasons.
- In 2016 led the Giants with a career-high 72 apps and in 2017 led SF with 21 holds.
- In 2019 became only the second Mariners pitcher ever to record saves in each of the first 2 games of a season (Edwin Núñez, 1985).
- In May 2013 suffered a left elbow injury that required "Tommy John" surgery to repair the torn ulnar collateral ligament...would make his debut the next season, on 5/20/14, and eventually earned a spot on the Giants' Postseason roster.
- Missed the 2011 season following right rotator cuff surgery.

2022 SEASON

- On 3/22 was signed to a 1-year Major League contract through the 2022 season.
- Led the staff in apps (66) and games finished (35)...with 7 saves in 11 chances, in both categories ranked second on the team behind Alexis Díaz (10sv, 14tc).
- Threw a career-high 62.1 innings...his 66 apps was the third-highest single-season total of his career (72g in 2016, 68g in 2017).
- Was 1 of only 2 players to spend the entire season on the Reds' roster without a stint on an injured list (SS Kyle Farmer).
- From 7/29-7/31 missed 3 games while on the bereavement list.
- 14 times threw on consecutive days, most on the staff.
- Is 1 of only 2 Reds relievers to pitch on 3 consecutive days (9/11-9/13), joining Reiver Sanmartin (8/5-8/7).
- Retired the first batter in 42 of his 66 apps...stranded 10 of 14 inherited runners, including the bases loaded on 9/6 at Cubs.
- 4 times threw more than 1.0 inning, including 4/9 at Atl in his season debut (1.2ip), 5/1 at Col (2ip), 8/22 at Phi (1.1ip) and 9/6 at Cubs (1.1ip).
- Between home runs allowed on 4/12 vs Cle (Andrés Giménez) and 7/3 vs Atl (Marcell Ozuna, Michael Harris II), produced homerless streaks of 26 games and 25.2 innings.
- In the 4-3 win on 5/25 vs Cubs earned his first save for the Reds, the 22nd of his career and his first since 2019 for the Mariners.
- In the 6-3 loss on 9/12 vs Pit, threw a scoreless ninth inning in the 400th appearance of his Major League career.
- Following the 2022 World Series became a free agent.
- On 2/18/23 was re-signed by the Reds to a minor league contract and invited to 2023 Major League spring training camp.
- Wore uniform #54.

2021 SEASON

- Went 3-2, 2.61 in 57 relief apps for the Rays, Angels and Brewers.
- On 2/21 was signed by the Rays to a minor league contract and invited to Major League spring training camp.
- On 5/15 was traded to the Angels for cash.
- On 6/12 was traded to the Brewers for cash.
- In the National League Division Series vs the Braves, made 3 scoreless apps.

PERSONAL: Attended Pike County High School in Zebulon, GA...his father, Ken, was a lefthanded pitcher who reached Class AAA with the Tigers...his brother, Tanner, played football at Georgia State University.

STRICKLAND'S CAREER TRANSACTIONS

- Was selected by the Red Sox in the 18th round of the June 2007 first-year player draft. Was signed by Rob English.
- Was acquired by the Pirates, along with IF Argenis Díaz, for 1B Adam LaRoche, July 22, 2009.
- Was claimed off waivers by the Giants, April 2, 2013.
- On 10-day injured list with a right hand fracture, June 19-August 17, 2018; was transferred to the 60-day injured list, July 7; included rehabilitation assignments at AZL Giants, August 4-5, at San Jose, August 6-8 and at Sacramento, August 9-17.
- Was signed by the Mariners, January 27, 2019.
- On 10-day injured list with a right lat strain, March 30-July 27, 2019; was transferred to the 60-day injured list, April 2; included a rehabilitation assignment at Tacoma, July 20-27.
- Was acquired by the Nationals, along with LHP Roenis Elías, for RHP Elvis Alvarado, LHP Aaron Fletcher and LHP Taylor Guilbeau, July 31, 2019.
- Was released by the Nationals, March 14, 2020.
- Was signed by the Mets to a minor league contract, June 29, 2020.
- Was signed by the Rays to a minor league contract, February 2, 2021.
- Was acquired by the Angels for cash, May 15, 2021.
- Was acquired by the Brewers for cash, June 12, 2021.
- On the injured list, August 1-8, 2021.
- Was signed by the Reds to a 1-year contract through the 2022 season, March 22, 2022.
- Was re-signed by the Reds to a minor league contract with an invitation to Major League spring training camp, February 18, 2023.

SINGLE-SEASON CAREER HIGH STREAKS
Scoreless Streak By Game: 14g, 6/25-8/1, 2015; **Scoreless Streak By Inning:** 12.2 (2x), 6/25-8/1, 2015 & 6/14-7/20, 2021;
Winning Streak: 3g (2x), 5/14-6/18, 2016 & 8/12-8/24, 2021; **Losing Streak:** 3g (2x), 7/2-9/13, 2016 & 6/18-9/7, 2018

Strickland's Career Hitting

Yr	Club	AVG	G	AB	R	H	2B	3B	HR	RBI	SH	SF	HB	BB	SO	SB	CS	OBP	SLG	E
15	San Francisco	.000	55	1	0	0	0	0	0	0	0	0	0	0	1	0	0	.000	.000	0
21	Milwaukee	.000	35	2	0	0	0	0	0	0	0	0	0	0	1	0	0	.000	.000	0
Major Totals		.000	90	3	0	0	0	0	0	0	0	0	0	0	2	0	0	.000	.000	0

Career Pitching

Yr	Club	W-L	ERA	G	GS	CG	SHO	SV	IP	H	R	ER	HR	BB	SO	WP	BK
07	GCL Red Sox - R	0-2	6.04	9	6	0	0	0	25.2	40	21	17	3	4	22	2	0
08	Lowell - A	5-3	3.18	15	10	0	0	0	70.2	67	32	25	5	17	59	2	0
09	Greenville - A	5-4	3.35	18	12	0	0	1	83.2	85	39	31	11	13	51	1	0
	West Virginia - A	4-2	3.77	8	8	0	0	0	43.0	42	23	18	3	6	23	3	1
10	West Virginia - A	0-4	5.86	8	8	0	0	0	43.0	58	30	28	6	8	15	1	0
	Bradenton - A	2-1	4.50	4	2	0	0	0	14.0	16	11	7	1	6	10	0	0
12	Altoona - A	2-2	4.46	23	0	0	0	2	42.2	50	23	21	5	14	32	1	0
	Bradenton - A	2-2	2.98	10	9	0	0	0	45.2	47	16	15	5	8	25	1	0
13	San Jose - A	1-0	0.86	20	0	0	0	9	21.0	10	2	2	1	5	23	0	0
14	San Francisco	1-0	0.00	9	0	0	0	1	7.0	5	0	0	0	0	9	0	0
	San Jose - A	0-0	3.00	3	0	0	0	0	3.0	2	1	1	0	0	7	0	0
	Richmond - AA	1-1	2.02	38	0	0	0	11	35.2	25	10	8	3	4	48	1	0
15	Sacramento - AAA	1-1	1.66	15	0	0	0	5	21.2	14	5	4	0	3	25	1	0
	San Francisco	3-3	2.45	55	0	0	0	0	51.1	34	14	14	4	10	50	1	0
16	San Francisco	3-3	3.10	72	0	0	0	3	61.0	50	21	21	4	19	57	3	0
17	San Francisco	4-3	2.64	68	0	0	0	1	61.1	59	20	18	4	29	58	3	1
18	#Sacramento - AAA	0-0	0.00	4	0	0	0	0	4.0	0	0	0	0	0	7	0	0
	San Francisco	3-5	3.97	49	0	0	0	14	45.1	43	25	20	5	21	37	4	0
	#AZL Giants - R	0-0	0.00	1	1	0	0	0	1.0	2	1	0	0	0	2	0	0
	#San Jose - A	0-0	13.50	1	0	0	0	0	0.2	1	1	1	1	1	1	0	0
19	Washington	2-0	5.14	24	0	0	0	0	21.0	20	12	12	5	8	15	1	0
	Seattle	0-1	8.10	4	0	0	0	2	3.1	2	3	3	1	0	3	0	0
	#Tacoma - AAA	0-0	3.00	3	0	0	0	0	3.0	2	1	1	1	1	4	0	0
20	New York (NL)	0-1	8.10	4	0	0	0	0	3.1	5	4	3	0	1	4	0	0
21	Los Angeles (AL)	0-0	9.95	9	0	0	0	0	6.1	11	9	7	3	4	4	0	0
	Tampa Bay	0-0	1.69	13	0	0	0	0	16.0	14	4	3	1	6	16	1	0
	Milwaukee	3-2	1.73	35	0	0	0	0	36.1	21	8	7	4	12	38	2	0
22	Cincinnati	3-3	4.91	66	0	0	0	7	62.1	61	37	34	8	33	60	1	0
	Major Totals	22-21	3.41	408	0	0	0	28	374.2	325	157	142	39	143	351	16	1
	Reds Totals	3-3	4.91	66	0	0	0	7	62.1	61	37	34	8	33	60	1	0
	Minor Totals	23-22	3.53	180	56	0	0	28	457.0	461	216	179	45	90	354	13	1

Injury rehab

Wild Card Game Record

Yr	Club, Opponent	W-L	ERA	G	GS	CG	SHO	SV	IP	H	R	ER	HR	BB	SO	WP	BK
14	SF vs Pit																
16	SF vs NYM																
19	Wsh vs Mil																

Division Series Record

Yr	Club, Opponent	W-L	ERA	G	GS	CG	SHO	SV	IP	H	R	ER	HR	BB	SO	WP	BK
14	SF vs Wsh	1-0	9.00	3	0	0	0	1	3.0	4	3	3	3	1	4	0	0
16	SF vs Chi	0-0	0.00	3	0	0	0	0	2.2	1	0	0	0	1	3	0	0
19	Wsh vs LAD	0-0	18.00	2	0	0	0	0	2.0	4	4	4	3	1	3	0	0
21	Mil vs Atl	0-0	0.00	3	0	0	0	0	2.1	3	0	0	0	0	2	0	0
	Division Series Totals	1-0	6.30	11	0	0	0	1	10.0	12	7	7	6	3	12	0	0

Championship Series Record

Yr	Club, Opponent	W-L	ERA	G	GS	CG	SHO	SV	IP	H	R	ER	HR	BB	SO	WP	BK
14	SF vs STL	0-0	6.75	1	0	0	0	0	1.1	1	1	1	1	0	1	0	0
19	Wsh vs STL																

World Series Record

Yr	Club, Opponent	W-L	ERA	G	GS	CG	SHO	SV	IP	H	R	ER	HR	BB	SO	WP	BK
14	SF vs KC	0-0	6.75	4	0	0	0	0	4.0	4	3	3	2	1	3	1	0
19	Wsh vs Hou																



JASON VOSLER

@VoslerJason

INF / OF

32

Age: 29 Ht.: 6-1 Wt.: 220 Bats: L Throws: R ML Service: 0.109

Born: 9/6/93 Birthplace: West Nyack, NY Resides: West Nyack, NY

Acquired: Was signed to a minor league contract and invited to Major League spring training camp, February 1, 2023.

Contract: Signed through the 2023 season and under team control through 2028.

Non-Roster

CAREER HIGHLIGHTS

- Last name is pronounced VOSS-lur.
- In his Major League career has played 1B (5g), 2B (4g), 3B (48g), SS (1g, 7/30/22 vs Cubs), LF (5g) and RF (2g).
- On 4/24/21 vs Mia made his Major League debut as a pinch hitter.
- On 4/25/21 vs Mia collected his first career hit and stolen base.
- On 5/26/21 at Ari, in his ninth appearance, hit his first career home run (solo off Alex Young).
- On 7/29/19 for Class AAA El Paso at Las Vegas hit for the natural cycle...was the third cycle in team history... didn't realize he had accomplished the feat until he was told by athletic trainer Dan Turner.
- Was the Triple-A West Player of the Week for 6/27-7/3, 2021.
- In 2018 was an MiLB.com Cubs Organization All-Star and a mid-season Southern League All-Star.
- In 2017 was an MiLB.com Cubs Organization All-Star, a mid-season and post-season Southern League All-Star and the Southern League's Player of the Week for 6/11-6/17.
- Was the Carolina League Player of the Week for 5/8-5/14, 2016.

PINCH-HIT HOME RUNS (1)

Date	Pitcher
6/4/21 for SF vs Chc	Keegan Thompson
Longest HR of Vosler's career (429 feet)	

2022 SEASON

- Spent most of the season at Class AAA Sacramento.
- Was promoted 5 times and made 36 apps and 29 starts for the Giants.
- Played 6 positions, including 1B (2g, 1gs), 2B (1g, 1gs), 3B (29g, 25gs), LF (3g, 2gs), SS (1g) and RF (1g).
- On 4/30 vs Wsh produced his first career splash hit home run (off Erasmo Ramirez).
- On 7/30 vs Cubs played shortstop after Thairo Estrada was hit in the helmet by a pitch...was Vosler's only Major League appearance at that position, his first as a professional since 2015.
- Following the season elected free agency.
- On 1/18/23 was signed by the Twins to a minor league contract...on 1/26 was released.
- On 2/1/23 was signed by the Reds to a minor league contract and invited to Major League spring training camp.

PERSONAL: Grew up in West Nyack, NY, which is located about 18 miles north of New York City...played shortstop at Northeastern, where he studied criminal science...started 161 games over 3 collegiate seasons... pitcher Adam Ottavino also played at Northeastern.

VOSLER'S CAREER TRANSACTIONS

- Was selected by the Cubs in the 16th round of the June 2014 first-year player draft.
- Was acquired by the Padres for RHP Rowan Wick, November 20, 2018.
- Was signed by the Giants to a Major League contract, November 10, 2020.
- Was signed by the Twins to a minor league contract, January 18, 2023; was released, January 26.
- Was signed by the Reds to a minor league contract and invited to Major League spring training camp, February 1, 2023.

		CAREER FIELDING							
Pos.	Pct.	G	PO	A	E	TC	DP	PB	
1B	1.000	5	22	3	0	25	3	-	
2B	1.000	4	0	4	0	4	0	-	
3B	.958	48	19	72	4	95	7	-	
SS	1.000	* 1	0	3	0	3	0	-	
LF	1.000	5	2	0	0	2	0	-	
RF	---	2	0	0	0	0	0	-	

* 7/30/22 for SF vs Chc

Career Hitting

Yr	Club	AVG	G	AB	R	H	2B	3B	HR	RBI	SH	SF	HB	BB	SO	SB	CS	OBP	SLG	E
14	Boise - A	.266	30	94	13	25	1	3	1	11	1	0	2	12	16	0	2	.361	.372	7
15	Myrtle Beach - A	.244	38	127	19	31	7	0	6	20	0	0	4	26	27	0	0	.389	.441	5
	South Bend - A	.235	69	255	26	60	11	2	4	20	2	1	3	15	34	3	4	.285	.341	10
16	Myrtle Beach - A	.254	93	334	32	85	25	2	2	39	0	6	5	33	52	1	2	.325	.359	16
	Tennessee - AA	.250	26	92	11	23	7	0	1	12	0	3	1	9	26	0	0	.314	.359	2
17	Tennessee - AA	.241	129	452	70	109	18	2	21	81	0	6	20	53	120	1	1	.343	.429	7
18	Tennessee - AA	.238	66	235	33	56	18	1	12	46	0	4	6	37	70	1	0	.351	.477	5
	Iowa - AAA	.263	63	236	28	62	11	1	11	47	0	1	2	13	79	0	0	.306	.458	4
19	El Paso - AAA	.291	116	375	73	109	19	4	20	63	0	3	2	45	102	0	1	.367	.523	9
21	Sacramento - AAA	.295	72	261	51	77	14	1	15	51	0	6	6	36	45	0	0	.385	.529	4
	San Francisco	.178	41	73	12	13	4	0	3	9	0	1	1	7	21	2	0	.256	.356	3
22	Sacramento - AAA	.242	94	360	52	87	13	1	18	47	2	0	2	34	100	4	0	.311	.433	3
	San Francisco	.265	36	98	14	26	6	1	4	12	0	1	2	10	29	1	1	.342	.469	1
Major Totals		.228	77	171	26	39	10	1	7	21	0	2	3	17	50	3	1	.306	.421	4
Minor Totals		.257	796	2821	408	724	144	17	111	437	5	30	53	313	671	10	10	.339	.438	72

SINGLE-SEASON CAREER HIGH STREAKS

Hitting Streak: 6g, 6/13-6/18, 2021; Hitless Streak: 13ab, 6/18-7/23, 2021

2023 NOTES





JOEY
VOTTO

@JoeyVotto

1B
19

Age: 39 **Ht.:** 6-2 **Wt.:** 225 **Bats:** L **Throws:** R **ML Service:** 15.027

Born: 9/10/83 **Birthplace:** Toronto, Canada **Resides:** Toronto, Canada

Acquired: Was selected by the Reds in the second round of the June 2002 first-year player draft. Was signed by John Castleberry.

Contract: Signed a 10-year contract extension through the 2023 season, with a club option for 2024, April 4, 2012.

CAREER HIGHLIGHTS

- Is 1 of only 20 players in Major League history, over the course of at least 8,000 career plate apps, to hit at least .297 with an on-base percentage of .400 (.412) and a slugging percentage of .500 (.513)... only 25 players meet that criteria with as few as 2,000 plate apps, including active player Mike Trout...@EliasSports.
- Ranks 21st all-time in career on-base percentage, a list that includes 17 Hall of Famers and Barry Bonds...courtesy @EliasSports.
- Is the National League's 2010 Most Valuable Player and Hank Aaron Award winner, a 6-time NL All-Star, a *Sporting News* NL All-Star, the only Reds first baseman ever to win a Rawlings Gold Glove Award (2011) and Major League Baseball's 2017 Lou Gehrig Memorial Award winner for exemplary contributions to his community and philanthropy.
- Received Most Valuable Player Award votes 8 times in the last 13 seasons, 6 times finished among the Top 10 and 3 times finished among the Top 3...finished first in 2010, sixth in 2011, 14th in 2012, sixth in 2013, third in 2015, seventh in 2016, second by 2 points to Mia's Giancarlo Stanton in 2017 in the fourth-closest vote ever and 16th in 2021 in his age 37 season.
- 5 times was a finalist for the prestigious Hank Aaron Award, presented to the most outstanding offensive performer in each league...won the award in 2010...was a finalist in 2011, 2015, 2016 and 2017.
- 3 times was a finalist for the Rawlings Gold Glove Award for first basemen...won the award in 2011...was a finalist in 2017 and 2018.
- 6 times was voted by the Cincinnati chapter of the BBWAA the Ernie Lombardi Award as the Reds' MVP (unanimously in 2016 and 2017).
- In 2021 received from the local chapter of the BBWAA his first Joe Nuxhall Good Guy Award.
- In 2021 and 2022 was the Reds' nominee for the prestigious Roberto Clemente Award for his philanthropic and humanitarian efforts.
- Was named to MLB.com and ESPN.com's Team of the Decade for 2010-2019 and was Canadian Baseball Network's Hitter of the Decade.
- From 2010-2019 became only the third player in Major League history, all National Leaguers, to lead his league in both hits and walks in a decade (Bob Elliott, 1940s & Rogers Hornsby, 1920s).
- Twice received the Lou Marsh Award as Canada's Athlete of the Year (2010, 2017)...is 1 of only 3 baseball players to win the prestigious award and the only one to win it more than once (Ferguson Jenkins 1974; Larry Walker 1998)...twice received the Syl Apps Award as Ontario's Athlete of the Year (2010, 2017).
- 7 times received the Canadian Baseball Hall of Fame's Tip O'Neill Award (2010-2013, 2015-2017), sharing the honor in 2011 with Brewers pitcher John Axford...is the only player to win that award more than 2 years in a row and is 1 of only 2 players to win it more than 3 times (Larry Walker, 9 times).

JOEY VOTTO'S HARDWARE

NL Most Valuable Player
2010

Hank Aaron Award
2010

National League All-Star
2010, 2011, 2012, 2013, 2017, 2018

Sporting News All-Star
2010

Rawlings Gold Glove Award
2011

Silver Slugger Award

Reds' Most Valuable Player
2008, 2010, 2011, 2015, 2016, 2017

Joe Nuxhall Good Guy Award
2021

Lou Gehrig Memorial Award
2017

Lou Marsh Award
Canada's Athlete of the Year
2010, 2017

Syl Apps Award
Ontario's Athlete of the Year
2010, 2017

Tip O'Neill Award
Canadian Baseball Hall of Fame
2010 - 2013, 2015 - 2017

ESPN & MLB Team of the Decade
For Decade 2010 - 2019

SINCE HIS DEBUT...

Joey Votto's rankings among all Major League hitters since his debut on 9/4/07:

Walks	1,338	1st
On-Base Percentage412	1st
OPS926	1st
Runs Scored	1,145	1st
Doubles	453	2nd
Hits	2,093	3rd
Batting Average297	5th
Average with RISP322	5th
Slugging Percentage513	5th
RBI	1,106	5th
Home Runs	342	7th

% - Minimum 6,500pa & 1,500pa with RISP

- On 8/14/22 vs Cubs, made his 1,989th career appearance to establish a new Major League record for games played by a player born in Canada...he passed Cooperstown Hall of Famer Larry Walker.
- His 1,338 career walks are the most in Major League history by a player born in Canada (Larry Walker 2nd, 913)...his 342 HR are second-most by a Canadian (Larry Walker, 383).
- Has made 15 Opening Day rosters and has appeared in 14 Opening Day games.
- Holds franchise records for career games played at first base (1,923) and intentional walks (147)...shares Joe Morgan's club career record for number of seasons with at least 100 walks (6)...holds franchise single-season records for consecutive games with at least 1 HR (7, 7/24-7/30, 2021), walks (143 in 2015), on-base percentage (.474 in 2012), number of times on base safely via hit, walk or HBP (321 times in 2017), number of games reaching base safely (150g in 2017), number of games reaching base safely at least twice (107g in 2015 & 2017) and number of consecutive games reaching base safely at least twice (20g from 7/26-8/15, 2017)...shares Pete Rose's single-season franchise record for number of consecutive games reaching base safely (48g from 8/11-10/2, 2015).
- With 342 career HR ranks second on the club's all-time list (Johnny Bench 389).
- Is Great American Ball Park's all-time leader in almost every category, including hits (1,008), HR (190) and RBI (591).
- Has 13 game-ending RBI, tied with Pete Rose and Johnny Bench for third-most by a Reds batter since 1933 behind Tony Perez (19) and Frank Robinson (15).
- Has 15 career game-winning RBI in extra innings, most recently in the 10-inning, 7-6 win on 7/14/22 at NYY (RBI-double off Lucas Luetge).
- In 15 seasons from 2008-2022 led the Reds in hitting 8 times, in doubles 7 times, in hits 6 times, in runs 6 times, in games played 5 times, in home runs 4 times and in RBI 4 times.
- From 2007-2016 made 1,103 starts next to 2B Brandon Phillips, the most on the right side of the infield for any tandem in Reds history and the highest total by any set of infielders active at that time...1B Frank McCormick and 2B Lonny Frey rank second in Reds history with 774 starts together.
- Is 1 of only 3 players in Major League history to lead his league in OBP at least 7 times in any decade (7 times from 2010-2019; Ted Williams, 7 times from 1940-1949; Rogers Hornsby, 8 times from 1920-1929).
- In the last 13 seasons led the National League in games played twice (2013, 2017), in doubles once (2011), in walks 5 times, in intentional walks 3 times (2012, 2013, 2017), in on-base percentage 7 times, in slugging percentage once (2010), in OPS twice (2010, 2017), in runs created 3 times (2010, 2013, 2016), in adjusted batting runs 3 times (2013, 2016, 2017), adjusted batting wins 3 times (2013, 2016, 2017) and times on base 5 times.
- Since 1900 is the only batter in Reds history and 1 of 9 players overall to lead the National League in walks for 3 straight seasons (2011-2013).

HALL OF FAMER

Only **23 players** in Major League history, with at least 6,000 career plate apps, produced in their careers a **.297 batting average**, **.500 slugging percentage** and **.400 on-base percentage**...**18** are in the Hall of Fame.

Player	BA	SLG	OBP	PA
Ty Cobb, HOF	.366	.512	.433	13,096
Stan Musial, HOF	.331	.559	.417	12,718
Barry Bonds	.298	.607	.444	12,606
Tris Speaker, HOF	.345	.501	.428	12,001
Mel Ott, HOF	.304	.533	.415	11,347
Babe Ruth, HOF	.342	.690	.474	10,623
Chipper Jones, HOF	.303	.529	.401	10,614
Frank Thomas, HOF	.301	.555	.419	10,075
Mickey Mantle, HOF	.298	.557	.420	9,907
Ted Williams, HOF	.344	.634	.482	9,788
Manny Ramirez	.312	.585	.411	9,774
Jimmie Foxx, HOF	.325	.609	.429	9,674
Lou Gehrig, HOF	.340	.632	.448	9,665
Rogers Hornsby, HOF	.358	.577	.434	9,481
Todd Helton	.316	.539	.414	9,453
Harry Heilmann, HOF	.342	.521	.410	8,962
Edgar Martinez, HOF	.312	.515	.418	8,674
JOEY VOTTO	.297	.513	.412	8,504
Ed Delahanty, HOF	.345	.504	.411	8,337
Larry Walker, HOF	.313	.565	.400	8,030
Dan Brouthers, HOF	.343	.520	.424	7,661
Mike Trout	.303	.587	.415	6,159
Hank Greenberg, HOF	.313	.605	.412	6,098

Courtesy @EliasSports

RED HOTTEST

With home runs in 7 straight games from **7/24-7/30, 2021**, **Joey Votto** established a new club record for consecutive apps with **at least 1 home run**...he is the **ninth player** in Reds history, since 1900, to homer in **at least 5 straight apps**:

Joey Votto (7)	9 HR, 15 RBI	7/24 - 7/30, 2021
Eugenio Suárez (5)	5 HR, 8 RBI	7/23 - 7/27, 2018
Jay Bruce (5)	6 HR, 13 RBI	7/23 - 7/27, 2016
Devin Mesoraco (5)	5 HR, 12 RBI	6/19 - 6/24, 2014
Adam Dunn (5)	5 HR, 10 RBI	5/14 - 5/19, 2008
Ken Griffey Jr. (5)	5 HR, 6 RBI	7/8 - 7/12, 2003
Johnny Bench (5)	7 HR, 13 RBI	5/30 - 6/3, 1972
George Crowe (5)	5 HR, 7 RBI	8/8 - 8/14, 1957
Ted Kluszewski (5)	6 HR, 9 RBI	8/11 - 8/15, 1954

HISTORIC

Joey Votto from **7/24-7/30, 2021** became only the **eighth player** in Major League history to hit **at least 1 home run in 7 straight apps** or more:

Ken Griffey Jr.	8 games	7/20 - 7/28, 1993
Don Mattingly	8 games	7/8 - 7/18, 1987
Dale Long	8 games	5/19 - 5/28, 1956
Joey Votto	* 7 games	7/24 - 7/30, 2021
Kendrys Morales	7 games	8/19 - 8/26, 2018
Kevin Mench	7 games	4/21 - 4/28, 2006
Barry Bonds	7 games	4/12 - 4/20, 2004
Jim Thome	7 games	6/25 - 7/3, 2002

* Franchise record

- Is the only Red and 1 of 6 players in Major League history to lead his league in on-base percentage for 4 straight years (2010-2013)...is the only Reds player and 1 of 6 players in Major League history to lead his league in on-base percentage at least 7 times, joining Barry Bonds (10) and Cooperstown Hall of Famers Ted Williams (12), Babe Ruth (10), Rogers Hornsby (9) and Ty Cobb (7).
- Is the second player in Reds history to produce 30 doubles in 6 straight seasons (2008-2013; Pete Rose, 1965-70 & 1972-78) or 30 doubles in any 10 years (Rose, 13).
- Is the only active player with at least 2,000 hits and 1,300 walks and 1 of only 2 current players with at least 2,000 hits, 400 doubles, 300 HR and 1,000 RBI (Miguel Cabrera).
- His 1,740 career assists at 1B rank second all-time to Eddie Murray's 1,865 assists.
- His 1,923 career apps and 1,904 starts at 1B are the most among active players at that position.
- In each of 5 seasons from 2015-2019, per *Baseball America* was voted by managers, scouts and executives the batter with the best strike zone judgment in the NL.
- In the *Sporting News*' 2011 poll of baseball executives was rated the fourth-best player in baseball behind Albert Pujols, Troy Tulowitzki and Félix Hernández.
- In 2010 became the 10th Reds player and third Canadian to win the Most Valuable Player Award...prior to Game 4 of the 2010 World Series received from Commissioner Bud Selig the Hank Aaron Award as the NL's best hitter...in his native Canada, was honored by 8 organizations for his 2010 MVP season...was ranked No. 1 in the *Toronto Sun*'s 2010 list of most influential Canadians in baseball.
- Played for Canada in the 2009 World Baseball Classic and hit .556 (second among all WBC players) with a 1.111 slugging percentage (third best)...also played for Canada in 2013 WBC...was on the initial 2023 WBC provisional roster but didn't play while recovering from injury.
- 6 times was the National League Player of the Week (9/21-9/27, 2009; 7/25-7/31, 2011; 5/13-5/19, 2013; 6/26-7/2, 2017; 4/23-4/29, 2018; 7/26-8/1, 2021) and at age 37 was the NL's Player of the Month for July 2021.
- In 2008 finished second in the National League Rookie of the Year Award voting, was a finalist for a Players Choice Award in the category of Outstanding NL Rookie, was a TOPPS Major League Rookie All-Star and was the Reds' MVP...in September 2008 received the National League Rookie of the Month Award.
- In March 2013 was voted by fans the Face of MLB.
- In 2007 was a TOPPS Class AAA All-Star, Louisville's Most Valuable Player, the International League's Rookie of the Year and an IL All-Star...in May 2007 was Louisville's and the Reds' Hitter of the Month.
- Played in the 2006 Southern League All-Star Game and 2007 Triple-A All-Star Game...played for the World Team in MLB's All-Star Futures Games in Pittsburgh (2006) and San Francisco (2007).
- In 2006 was Southern League MVP and batting champion, TOPPS' Southern League Player of the Year & Class AA All-Star, Reds' minor league Hitter of the Year and *BA*'s Minor League & Class AA All-Star.
- In 2005 was selected to play for Team Canada in the IBAF XXXVI World Cup in Amsterdam, Netherlands.
- In the minor leagues produced 5 career grand slams.
- In 2007 became the 14th native Canadian to appear for the Reds (LHP Rheal Cormier, RHP Ryan Dempster, RHP Chris Reitsma, OF Glen Gorbous, P Bert Sincock, OF Doc Miller, P Clarence Currie, P Bob Hooper, OF Nigel Wilson, P Rube Vickers, OF Andy Kyle, P Win Kellum, OF Tip O'Neill).

ON-BASE PERCENTAGE, CAREER

1. Ted Williams, HOF	482
2. Babe Ruth, HOF	474
3. Billy Hamilton, HOF	455
4. Lou Gehrig, HOF	448
5. Barry Bonds	444
6. Rogers Hornsby, HOF	434
7. Ty Cobb, HOF	433
8. Jimmie Foxx, HOF	429
9. Tris Speaker, HOF	428
10. Eddie Collins, HOF	424
11. Dan Brouthers, HOF	424
12. Mickey Mantle, HOF	420
13. Frank Thomas, HOF	419
14. Edgar Martinez, HOF	418
15. Jesse Burkett, HOF	417
16. Stan Musial, HOF	417
17. Cupid Childs	416
18. Wade Boggs, HOF	415
19. Mel Ott, HOF	415
20. Todd Helton	414
21. JOEY VOTTO	412

HITTER OF THE DECADE, 2010-2019

Joey Votto's rankings among all **Major League** hitters during the decade covering **2010-2019**, when he was a **6-time All-Star** and the **2010 MVP**:

On-Base Percentage *	.. 428	1st
Walks *	1,046 1st
OPS	944	... ^ 2nd
WAR *	48.1	... ^^ 3rd
Doubles *	327 3rd
Batting Average306 4th
Runs	847 4th
Slugging Percentage516 7th
Hits *	1,532 9th
Home Runs	231 16th
RBI	759 19th

* Trout 1,000, ^^ Trout 73.4, Posey 53.0

^ Led NL, third player in Major League history to lead league in hits and walks over a decade (Bob Elliott 1940s, Rogers Hornsby 1920s, both NL)

MLB.COM'S TEAM OF THE DECADE, 2010-19

Rank	Player, Position
1. Mike Trout, CF
2. Clayton Kershaw, LHP
3. Justin Verlander, RHP
4. Max Scherzer, RHP
5. JOEY VOTTO, 1B
6. Adrián Beltré, 3B
7. Miguel Cabrera, 1B
8. Buster Posey, C
9. Chris Sale, LHP
10. José Altuve, 2B

ESPN'S TEAM OF THE DECADE, 2010-19

Position	Player
Catcher Buster Posey
First Base JOEY VOTTO
Second Base Robinson Cano
Third Base Adrián Beltré
Shortstop Francisco Lindor
Outfield Mike Trout
Outfield Mookie Betts
Outfield Andrew McCutchen
Utility Miguel Cabrera
Starting Pitcher Clayton Kershaw
Starting Pitcher Justin Verlander
Starting Pitcher Max Scherzer
Starting Pitcher Madison Bumgarner
Starting Pitcher Chris Sale
Relief Pitcher Craig Kimbrel

- Graced the cover of the 8/30/10 issue of *Sports Illustrated*, the only Reds player to do so since Ken Griffey Jr. on 6/14/04.
- On 3/17/13 made a guest voice appearance on *The Cleveland Show*... fellow Major Leaguers Andre Ethier, Matt Kemp, David Ortiz and Jimmy Rollins also were featured in the episode in which star of the show Cleveland pursues his lifelong dream of becoming a baseball scout.
- Has 29 career starts at designated hitter (28-107, .262, 4 2b, 1 3b, 6hr, 20rbi, .347obp, .486slg, .833ops)...in 2022 hit .264 in 14 starts at DH, most recently on 8/7 at Mil (2 2b, 2hr, 11rbi, .339obp, .415slg, .753obp).
- 3 times honored on his birthday (2011, 2016, 2021).
- 18 times reached base 5 times in a game (last, 8/11/21 at Atl).
- 3 times recorded 2 hits in the same inning (8/13/16 at Mil, T6th; 4/27/18 at Min, T5th; 8/16/21 vs Cubs, B7th).
- In the fifth inning of the Reds' 6-3 win at Atl on 2022 Opening Day popped out to the pitcher for the first time in his career (8,131st plate appearance).
- Has been ejected 14 times, most recently in 2021 (6/19 by HP Ryan Additon, 7/6 at Mil by 3B Doug Eddings).

2022 SEASON

- On 8/19 had season-ending surgery to repair the biceps and torn rotator cuff in his left shoulder...missed the last 46 games of the season.
- Made his last appearance of the season on 8/16 vs Phi...following the game on 8/17 announced he was having left shoulder surgery 2 days later.
- On 8/29 reached 15,000 years of Major League service.
- Finished the season 9 games shy of 2,000 for his career.
- In the 8-5 win on 8/14 vs Cubs, made his 1,989th career appearance to establish a new Major League record for games played by a player born in Canada... he passed Cooperstown Hall of Famer Larry Walker.
- In May, led the Reds in on-base percentage (.395), slugging percentage (.639) and OPS (1.034).
- In June, led the Reds in apps (26), doubles (9) and walks (12).
- From 5/3-5/19 missed 15 games (8-7) while on the injured list.
- From 7/5-7/10 missed 7 games with back tightness but did not go on the 10-day IL.
- Made his 15th Opening Day roster and appeared in his 14th Opening Day game.
- In the fifth inning on Opening Day at Atl popped out to the pitcher for the first time in his career (8,131st plate appearance).

GAMES, REDS CAREER

1. Pete Rose	2,722
2. Dave Concepcion	2,488
3. Barry Larkin	2,180
4. Johnny Bench	2,158
5. JOEY VOTTO	1,991

RUNS, REDS CAREER

1. Pete Rose	1,741
2. Barry Larkin	1,329
3. JOEY VOTTO	1,145
4. Johnny Bench	1,091
5. Frank Robinson	1,044

HITS, REDS CAREER

1. Pete Rose	3,358
2. Barry Larkin	2,340
3. Dave Concepcion	2,326
4. JOEY VOTTO	2,093
5. Johnny Bench	2,048

DOUBLES, REDS CAREER

1. Pete Rose	601
2. JOEY VOTTO	453
3. Barry Larkin	441
4. Dave Concepcion	389
5. Johnny Bench	381

HOME RUNS, REDS CAREER

1. Johnny Bench, R	389
2. JOEY VOTTO, L	342
3. Frank Robinson, R	324
4. Tony Pérez, R	287
5. Adam Dunn, L	270

25-HR SEASONS, REDS CAREER

1. Frank Robinson	9
2. Johnny Bench	8
3. JOEY VOTTO	7
Adam Dunn	7

RBI, REDS CAREER

1. Johnny Bench	1,376
2. Tony Pérez	1,192
3. JOEY VOTTO	1,106
4. Pete Rose	1,036
5. Frank Robinson	1,009

OPS, REDS CAREER

1. Frank Robinson	.943
2. JOEY VOTTO	.926
3. Adam Dunn	.900
4. Joe Morgan	.885

EXTRA-BASE HITS, REDS CAREER

1. Pete Rose	868
2. JOEY VOTTO	817
3. Johnny Bench	794
4. Barry Larkin	715

TOTAL BASES, REDS CAREER

1. Pete Rose	4,645
2. Johnny Bench	3,644
3. JOEY VOTTO	3,616

WALKS, REDS CAREER

1. JOEY VOTTO	1,338
2. Pete Rose	1,210
3. Barry Larkin	939

ALL-TIME WALKS, MAJOR LEAGUES

1. Barry Bonds	2,558
35. Willie McCovey	1,346
36. JOEY VOTTO	1,338
Alex Rodriguez	1,338

INTENTIONAL BB, REDS CAREER

1. JOEY VOTTO	147
2. Johnny Bench	135
3. Pete Rose	130
4. Frank Robinson	129
5. Tony Pérez	107

ON BASE VIA H+BB+HBP, REDS

1. Pete Rose	4,654
2. JOEY VOTTO	3,505
3. Barry Larkin	3,334
4. Dave Concepcion	3,083
5. Johnny Bench	2,958

HITS AT GABP, ALL-TIME

1. JOEY VOTTO	1,008
2. Brandon Phillips	864
3. Jay Bruce	566
4. Eugenio Suárez	407
5. Adam Dunn	379

HOME RUNS AT GABP, ALL-TIME

1. JOEY VOTTO	190
2. Jay Bruce	137
3. Adam Dunn	126
4. Brandon Phillips	113
5. Eugenio Suárez	98

OPENING DAY APPS, REDS CAREER

1. Pete Rose	17
Barry Larkin	17
3. Dave Concepcion	16
4. JOEY VOTTO	* 14
Johnny Bench	14

* Votto was on 15 Opening Day rosters

ALL-TIME GAMES, CANADIANS

1. JOEY VOTTO	1,991
2. Larry Walker	1,988
3. Matt Stairs	1,895
4. Russell Martin	1,693

ALL-TIME HITS, CANADIANS

1. Larry Walker	2,160
2. JOEY VOTTO	2,093
3. Justin Morneau	1,603
4. George Wood	1,507

ALL-TIME HR, CANADIANS

1. Larry Walker	383
2. JOEY VOTTO	342
3. Matt Stairs	265
4. Justin Morneau	247

- With 2 outs in the ninth inning of the 2-1 loss on 4/9 at Atl, an RBI-single off Will Smith produced his 3,500th career total base...became the fourth Reds player and 173rd Major League player to reach 3,500 total bases.
- On 4/24 vs STL recorded his 1,300th career walk (off Adam Wainwright).
- On 5/20, with the team in Toronto, was returned from a rehab assignment and was reinstated from the injured list...had been on the IL since 5/3...missed 15 games (8-7).
- In the eighth inning of the 3-2 win on 5/22 at Tor hit his first home run of the season in his 25th appearance, a solo HR off Yimi Garcia that snapped the 2-2 tie...at 24 games, was the longest homerless streak of his career to begin a season (21g, 2018).
- In the 4-3 win on 5/25 vs Cubs became the fourth Reds batter since 1900 to triple and homer in the same game at age 38 or older, joining Bob Thurman (40, 9/24/1957 vs Cubs), Ken Griffey Sr. (39, 9/5/1989 vs SF) and Jeff Conine (40, 4/6/2007 vs Pit)...Votto became the oldest player in the majors to hit a triple and a home run in the same game since Bos' David Ortiz (40) did it on 5/14/2016 vs Hou.
- In the 2-1 win on 5/31 at Bos passed Hall of Famer Johnny Bench into second place alone on the Reds' all-time list in extra-base hits (796, Pete Rose 868), tied Hall of Famer Barry Larkin for second place on the club's all-time list for doubles (441, Rose 601), moved past Larkin into third place alone with 3,530 total bases and tied Hall of Famer Ken Griffey Jr. for 46th on the Major Leagues' all-time list in walks (1,312).
- In the eighth inning on 6/3 vs Wsh produced a 3-run HR off Victor Arano for his 2,048th career hit, tying Johnny Bench for fourth on the Reds' all-time list...passed Bench the next afternoon with a single off Wsh's Erick Fedde.
- On 6/5 vs Wsh produced his 442nd career double to move past Barry Larkin into second place alone on the Reds' all-time list (Pete Rose, 601).
- In the first inning on 6/6 vs Ari doubled off Madison Bumgarner to become the 118th player in history to record at least 800 extra-base hits...the club record for career extra-base hits is held by Pete Rose (868).
- In the ninth inning on 6/21 vs LAD singled off David Price for his 1,000th career hit at Great American Ball Park, the most by any player at that facility.
- In the 7-6 win on 7/14 at NYY snapped the 1-1 tie in the eighth inning with a single off Jonathan Loáisiga and the 4-4 tie in the 10th with a double off Lucas Luetge...was his 15th career game-winning RBI in extra innings.
- From 7/2-7/28 struck out at least once in 15 straight apps (24k), a new career high.
- Went hitless in his last 22 at bats of the season (8/10-8/16), the longest hitless skid of his career.
- Did not reach base in any of his last 4 apps of the season (0-18, 8/13-8/16)...for the first time in his career failed to reach base safely at least once in 4 consecutive apps (via hit, walk or hit by a pitch)...his previous career high for such a streak was 3 games (5 times, last from 4/16-4/18, 2022).
- In spring training led the team in total bases (23) and tied Jonathan India for the team lead in plate apps (41)...in the third inning of the 5-4 loss on 3/30 at Oak produced his first career spring training triple in his 859th career spring training plate appearance.
- For the second straight season was the Reds' nominee for the prestigious Roberto Clemente Award for his philanthropic and humanitarian efforts.

1,000 HITS & 200 HOMERS

Listed below are the **only 7 players** in Reds history since 1900 with **1,000 hits & 200 HR.**

Player	H	HR	Years
Johnny Bench *	2,048	389	1967-83
Joey Votto	2,093	342	2007-22
Tony Perez *	1,934	287	1964-86
Frank Robinson *	1,673	324	1956-65
Ted Kluszewski *	1,499	251	1947-57
George Foster *	1,276	244	1971-81
Jay Bruce	1,116	233	2008-16

* Members of the Reds Hall of Fame

.300 & 250, CAREER

Frank Robinson and **Ted Kluszewski** are the only players in Reds history to produce in their careers a **.300 BA** and **250 HR.**

	BA	HR	OBP	SLG
Frank Robinson	.303	324	.389	.554
Ted Kluszewski	.302	251	.357	.512
(Joey Votto)	.297	342	.412	.513

.320 & .430, SEASON

Joey Votto and **Joe Morgan** are the only Reds players to produce in a season both a **.320 batting average** and a **.430 OBP.**

Player	Year	BA	OBP
Joey Votto	2017	.320	.454
Joey Votto	2016	.326	.434
Joe Morgan	* 1976	.320	.444
Joe Morgan	* 1975	.327	.466

* National League's Most Valuable Player

BEST SEASONS IN REDS HISTORY

Only 4 players in Reds history produced in a single season at least a **.320 average, 30 HR and 100 RBI:**

Player	Year	BA	HR	RBI
JOEY VOTTO	2017	.320	30	100
JOEY VOTTO	* 2010	.324	37	113
George Foster	* 1977	.320	52	149
Frank Robinson	1962	.342	39	136
Frank Robinson	* 1961	.323	37	124
Ted Kluszewski	1954	.326	49	141
(Joey Votto)	2016	.326	29	97

* National League's Most Valuable Player

.300 SEASONS, REDS CAREER

Pete Rose	13	Joey Votto	8
Edd Roush	9	Larkin & Kluszewski	7

SEASONS WITH 100 WALKS, REDS CAREER

Joey Votto	* 6	Johnny Bench	1
Joe Morgan	6	George Burns	1
Adam Dunn	5	Bob Bescher	1
Shin-Soo Choo	1	Johnny Bates	1
Pete Rose	1	Miller Huggins	1

* Most among active players

Barry Bonds holds the MLB record with 14 seasons of 100 walks

FEWEST CAREER GAMES TO 1,000 WALKS, NL HISTORY

1. Billy Hamilton *	1,284
2. Roy Thomas *	1,386
3. Joe Morgan	1,418
4. Joey Votto	1,446

* Pre-1900, List courtesy Elias Sports Bureau

Votto recorded his 1,000th walk on 4/17/18 at Mil

2021 SEASON

- Despite missing 28 games with a broken left thumb (5/7-6/7) produced 36 HR, 99 RBI and an OPS of .938...over the course of a 162-game season, those HR and RBI totals project to 45 and 124.
- Finished 16th in voting of the national chapter of the BBWAA for the National League's Most Valuable Player Award.
- Was a finalist for a Players Choice Award as the NL's Comeback Player.
- Was a finalist for the All-MLB team.
- Was 1 of 4 Reds players named a finalist for the Silver Slugger Award (winner OF Nick Castellanos, 2B Jonathan India, OF Jesse Winker).
- Was the Reds' nominee for the prestigious Roberto Clemente Award for his philanthropic and humanitarian efforts.
- Received from the local BBWAA his first Joe Nuxhall Good Guy Award.
- Became only the ninth player in his age 37 or older season to produce at least a .266 BA, .375 OBP, .563 SLG, .938 OPS, 36 HR and 99 RBI...joined Babe Ruth (1932), Hank Sauer (1954), Hank Aaron (1971), Edgar Martinez (2000), Barry Bonds (2002, 2004), Rafael Palmeiro (2002), David Ortiz (2016) and Nelson Cruz (2019).
- Became only the second Major League player ever to record in the same season his 2,000th hit, 300th home run and 1,000th RBI (Billy Williams, 1971).
- Was the National League's Player of the Month for July (1st career) and Player of the Week for 7/26-8/1 (6th career, first since 4/23-4/29, 2018).
- In July led the Major Leagues in HR (11) and slugging percentage (.734) while tying for the National League lead in RBI (25, Manny Machado).
- As player of the week from 7/26-8/1 led the Major Leagues in runs (8, tied), HR (7) and slugging (1.250).
- Produced his third season of at least 30 HR, his fifth season of at least 90 RBI, his fourth season of at least 99 RBI and his 10th season with an OPS of at least .900...his seven 25-homer seasons tie Adam Dunn for third on the club's all-time list (Frank Robinson 9, Johnny Bench 8)...had 2 other seasons of 24 HR.
- In his last 64 apps beginning 7/20 had 25 HR and 58 RBI, including a franchise record 7-game home run streak from 7/24-7/30, with an OPS of 1.082 (.400obp, .682slg)...his 14 HR from 7/24-8/13 are the most by any Reds batter over any 19-game span.
- After the All-Star break led the National League in HR (25) while ranking among the second-half leaders in RBI (2nd, 59), on-base percentage (6th, .400), slugging percentage (2nd, .657) and extra-base hits (T3rd, 38).
- Produced 5 multi-homer games, his career high for any season and all after the All-Star break...his 5 multi-HR games are the most by a Reds player after the ASG since Frank Robinson had 6 multi-HR games in 1962.
- For the season, ranked among the National League leaders in HR (T4th), RBI (T7th), on-base percentage (6th), slugging, OPS (5th, .938) and walks (7th).
- Led the Reds in HR and walks.
- In 7 games from 7/24-7/30 established the franchise record for home runs in consecutive apps, 1 shy of the Major League record shared by Dale Long (1956), Don Mattingly (1987) and Ken Griffey Jr. (1993)...according to StatCast, his single off the top of the RCF wall in the eighth inning on 7/31 at NYM would have been a home run in 10 other Major League ballparks.
- His 9 HR during his club record 7-game homer streak are the most by a Reds batter over any 7-game span (.385, 15rbi, .485obp, 1.423slg)...became only the second player in Major League history with 9 HR, 15 RBI and 6 walks over any 7-game span (Mark McGwire, 5/18-5/25, 1998).

BBWAA'S 2021 NL MVP AWARD VOTING

1.* Bryce Harper, Phi
 2. Juan Soto, Wsh
 3.Fernando Tatis Jr., SD
 4. ... Brandon Crawford, SF
 5. Trea Turner, Wsh/LA
 6. ... Paul Goldschmidt, StL
 7. Austin Riley, Atl
 8. Tyler O'Neill, StL
 9. Freddie Freeman, Atl
 10. Max Muncy, LA
 11. Bryan Reynolds, Pit
 12. .. **Nick Castellanos, Cin**
 13. Ozzie Albies, Atl
 14. ... Max Scherzer, Wsh/LA
 15. Corbin Burnes, Mil
 16. **JOEY VOTTO, CIN**
- 23 players** received at least 1 vote
* Received 17 of 30 first-place votes

ACTIVE PLAYERS W/ 2,000 H - 400 2B - 300 HR - 1,000 RBI

Player	Hits	Doubles	HR	RBI
Miguel Cabrera	3,088	607	507	1,847
Joey Votto	2,093	453	342	1,106

REDS WITH 2,000 HITS & 300 HOMERS

Johnny Bench and Joey Votto are the only Reds players with 2,000 hits and 300 HR.

Player	H	HR	Years
Johnny Bench	2,048	389	1967-83
Joey Votto	2,093	342	2007-22

REDS PLAYERS WITH THREE 3-HOMER GAMES

Johnny Bench	vs StL	7/26/1970
Johnny Bench	at Phi	5/9/1973
Johnny Bench	at SD	5/29/1980
Joey Votto (R)	vs Chc	5/7/2008
Joey Votto	vs Wsh	5/13/2012
Joey Votto	vs Phi	6/9/2015

31 Reds players hit 3 homers in a game, accomplished 40 times
(R) Votto & Aristides Aquino only Reds rookies with 3 HR in a game

HARDEST HIT HR BY REDS BATTERS, STATCAST ERA

Aristides Aquino	118.3	8/8/19 vs Chc, Hamels
Joey Votto	114.1	7/27/21 at Chc, Alzola
Aristides Aquino	113.5	8/16/21 vs Chc, Rucker
Tyler Naquin	113.5	4/6/21 vs Pit, Cahill
Joey Votto	113.2	9/11/20 at StL, Wainwright
Matt Davidson	113.1	8/21/20 at StL, Webb
Aristides Aquino	113.0	9/7/22 at Chc, Assad
Joey Votto	113.0	4/30/21 vs Chc, Arrieta

ALL-TIME HITS BY STADIUM

1. Carl Yastrzemski, Fenway Park ..	1,822
55. Barry Larkin, Riverfront/Cinergy ...	1,095
68. Pete Rose, Riverfront Stadium	1,019
71. Joey Votto, GABP	* 1,008
Frank White, Royals Stadium	1,008

* Most by any player at GABP

EXTRA-BASE HITS, ALL-TIME

105. Lance Berkman, Brooks Robinson ...	818
107. Joey Votto, Ellis Burks	817

- His 8-game RBI streak (17rbi) snapped on 7/31 at NYM was the longest RBI streak of his career and fell 2 games shy of Joe Morgan's franchise record (10g, 1976, 17rbi).
- In the 6-0 win on 8/27 at Mia made his 100th appearance of the season...missed 28 games with a broken left thumb but still had 28 HR and 202 total bases through 100 apps...for the first time in his career recorded at least 28 HR within his first 100 apps of a season...for the third time in his career produced at least 200 total bases within his first 100 games, joining his 2010 MVP season (222tb) and his 2017 campaign (203tb) after which he finished second in the MVP voting in the fourth-closest vote ever.
- In the 4-2 Reds win on 9/10 at StL celebrated his 38th birthday with his 30th HR of the season...was the 325th homer of his career, moving him past Frank Robinson and into second place alone on the club's all-time list (Johnny Bench, 389)...homered on his birthday for the third time (2011, 2016).
- At age 38, moved ahead of Ken Griffey Jr. as oldest Reds player ever to produce at least 30 HR in a season...Griffey hit 30 HR in 2007 at age 37...Votto became the first player at age 38 or older to hit at least 30 HR in a season since 2004 (Barry Bonds, 45hr at age 39 & Steve Finley, 36hr at age 39).
- Made his 14th Opening Day roster...appeared in his 13th Opening Day game, fifth-most in Reds history, 1 game behind Johnny Bench and 4 games behind all-time franchise leaders Barry Larkin and Pete Rose (17).
- The morning of Opening Day was reinstated from the injured list...from 3/8-3/20 missed 13 days of spring training following a positive test for the COVID-19 virus...went on the injured list on 3/10 and returned to camp on 3/21...5 days later returned to game action...gave the team permission to disclose the positive test result.
- In the 3-0 win on 4/12 at SF became the first Reds batter to homer into McCovey Cove...was the 52nd splash hit by a Giants opponent...was his first HR of the season and 1,045th career run scored, fourth-most on the team's all-time list...had been tied with Frank Robinson.
- In the eighth inning of the 10-inning, 3-2 win on 4/17 vs Cle recorded the first 2 outs of the Reds' 31st triple play, their first since 7/25/2017 at NYY...Josh Naylor lined into the 3-3-5 triple play...Votto also participated in the July 2017 triple play.
- In the third inning of the 8-6 win on 4/30 vs Cubs became the third Reds player and ninth active player with 300 career home runs...his 2-run HR off Jake Arrieta gave the Reds a 3-2 lead they would not relinquish.
- In the 10-inning, 1-0 win on 5/5 vs Sox made his 1,800th Major League appearance...in the bottom of the fourth inning was hit by a Dallas Keuchel changeup and left the game after the fifth with the broken left thumb...from 5/7-6/7 missed 28 games while on the 10-day injured list with a broken left thumb (14-14).
- On 6/30 vs SD homered off Joe Musgrove for his 1,000th RBI...was his 1,821st career appearance.
- On 8/4 vs Min made his 1,800th career appearance at 1B, extending his franchise record...became the 35th player in modern Major League history with at least 1,800 apps at that position, the second active player (Albert Pujols, 1,990).
- In the 11-inning, 8-6 loss on 8/11 at Atl had 4 hits, 2 HR and 4 RBI...tied Ty Cobb for 53rd place on the Major Leagues' all-time list in walks (1,260)...passed Pete Rose (1,036) for third place alone on the club's all-time list in RBI (1,038)...was his 16th career multi-homer game, his third this season...tied his career high with 4 hits...reached base 5 times for the 18th time in his career, fourth-most in the Major Leagues since his debut in 2007 (Paul Goldschmidt 21, Albert Pujols 19, Miguel Cabrera 19).

MR. 300

Joey Votto holds the franchise record for **times reaching base in a season** (321 in 2017), 3 times led the Major Leagues in that category (2013, 2015, 2017) and 5 times led the **National League** (2011, 2013, 2015, 2016, 2017)...listed below are the only Red batters to reach base safely **300 times** in a season:

Joey Votto, 2017 321	Pete Rose, 1975 310
Joey Votto, 2015 319	Pete Rose, 1976 307
Joey Votto, 2013 316	Pete Rose, 1973 301
Pete Rose, 1969 311	Shin-Soo Choo, '13
	 300

Votto also reached base 299 times in 2011, 294 times in 2016

TWICE DAILY

From 7/26-8/15, 2017 **Joey Votto** reached base safely at **least twice in 20 straight games**, a franchise record and 1 shy of **Ted Williams'** 1948 Major League record (lists below).

Reds Record

20 Joey Votto	7/26 - 8/15, 2017
15 Joey Votto	7/16 - 8/2, 2016
15 Joey Votto	7/10 - 7/28, 2015
15 Pete Rose	9/23/75 - 4/21/76

Major League Record

21 Ted Williams	5/31 - 6/24, 1948
20 Joey Votto	7/26 - 8/15, 2017
20 Barry Bonds	6/20 - 7/15, 2004
20 Pete Rose	9/3 - 9/22, 1979
18 Jason Giambi	9/20/2000 - 4/8/2001
18 Steve Finley	6/20 - 7/11, 1996
18 Ted Williams	6/10 - 6/29, 1951
18 Ted Williams	8/25 - 9/14, 1941
18 Lou Gehrig	7/12 - 7/27, 1930
18 Rogers Hornsby	6/7 - 6/25, 1925
18 Steve Evans	8/29 - 9/15, 1914

Courtesy Elias Sports Bureau

WALKING AWAY FROM STRIKEOUTS

Joey Votto has produced **more walks than strikeouts** 4 times in his career (2012, 2015, 2017, 2018)...he is the only player in Reds history to collect **134 walks** or more in a season while striking out **83 times** or fewer (2017)...listed below are the only Major Leaguers since **1995** with **134 walks** or more and **83 strikeouts** or fewer in a season:

Joey Votto, Cin	2017	134 bb, 83 k
Barry Bonds, SF	2004232 bb, 41 k
Barry Bonds, SF	2003148 bb, 58 k
Barry Bonds, SF	2002198 bb, 47 k
Brian Giles, Pit.....	2002135 bb, 74 k
Barry Bonds, SF	1996151 bb, 76 k
Gary Sheffield, Fla.....	1996142 bb, 66 k
Frank Thomas, CWS	1995136 bb, 74 k

- In the 14-5 win on 8/16 vs Cubs singled off Michael Rucker for his 2,000th career hit...later in that 8-run seventh inning singled off Jake Jewell...recorded 2 hits in the same inning for the third time in his career.
- In the ninth inning of the 8-5 loss on 9/19 vs LAD hit the second pinch-hit HR of his career (solo off Kenley Jansen).
- In the first inning of the 7-5 loss on 6/19 at SD was ejected after arguing a check-swing strikeout...was the 13th ejection of his career...singled on the first pitch of his first plate appearance the next day.
- In the eighth inning of the 4-3 win on 7/10 at Mil was ejected after arguing a check-swing strikeout...was the 14th ejection of his career, his second of the season.
- In the 13-1 makeup game win on 9/27 vs Pit produced 2 HR and 4 RBI...his 466-foot HR off Cody Ponce in the fourth inning was his longest in the Statcast era and the longest by a Reds batter all season...his career-high 471-foot HR off Mil's Braden Looper on 7/16/09 was estimated by hand.
- In the Reds' final game of the season made the 1,900th appearance of his Major League career.
- In 7 apps at Wrigley Field hit .391 with 7 HR, just 1 shy of the single-season record for an opponent (8hr, Mike Schmidt, 1980), and 11rbi (.464obp, 1.348slg, 1.812ops).

2020 SEASON

- Led the Reds in walks for the sixth consecutive season and for the 11th time in his 13 full seasons.
- After 3 consecutive games off by manager's decision (8/27/dh at Mil, 8/28 vs Cubs), in his last 29 apps of the regular season beginning 8/29 hit .258 (5 2b, 8hr, 14rbi, .385obp) to raise his batting average from .191 and his on-base percentage from .321, both season lows.
- Made 49 starts at 1B and 5 starts at DH.
- In the lineup made starts hitting leadoff (21gs), second (9gs) and third (24gs, team high)...made his first 9 starts of the season batting second and each of his last 16 starts of the regular season batting third...made all 21 starts batting leadoff in consecutive apps from 8/19-9/10.
- His fourth-inning walk off Chi's Ross Detwiler on 9/20 was the 1,210th of his career, tying Pete Rose's club record for career bases on balls...the next inning, established a new record with a walk off Steve Cishek.
- In the first inning of the 3-1 win on 9/11 at StL hit a 442-foot, 2-run HR off Adam Wainwright clocked at 113.2mph, his highest ever exit velocity on a home run and the second-hardest hit homer ever by a Reds player in the StatCast era (Aristides Aquino, 118.3mph, 8/8/19 vs Chc off Cole Hamels).
- Produced a pair of game-ending hits, an RBI-double in the 10th inning off KC's Josh Staumont on 8/11 (6-5 win) and an RBI-single in the ninth inning off StL's Giovanni Gallegos on 9/2 (4-3 win)... were the 12th and 13th game-ending RBI of his career, tied with Pete Rose and Johnny Bench for third-most by a Reds batter since 1933 behind Tony Perez (19) and Frank Robinson (15).
- Went 8 games and 38 plate apps between his first (7/26 vs Det, Gregory Soto) and second (8/8 at Mil, Corbin Burnes) strikeouts, the second-longest streak of his career...his longest career streak without a strikeout remains 42 plate apps (6/5-6/16, 2017).
- In the sixth inning of the 3-2 win on 8/3 vs Cle produced a 2-run HR off Zach Plesac that erased a 2-1 deficit...was the 287th HR of his career, tying him with Hall of Famer Tony Perez for third on the team's all-time list...was his 950th and 951st career RBI, tying and then moving him past Reds Hall of Famer Dave Concepcion into sixth place alone on the club's all-time list.
- For the first time in his career homered in each of his first 2 apps of a season.
- While on the injured list, missed both games of the doubleheader sweep win on 8/2 at Det.

RISPY BUSINESS

Listed below are the Reds' single-season leaders in **batting average with runners in scoring position** since 1974:

Player	BA vs RISP	Year
Ken Griffey Sr.	.409	1976
Pete Rose	.409	1975
JOEY VOTTO	.383	2011
Joe Morgan	.380	1976
JOEY VOTTO	.371	2017
JOEY VOTTO	.370	2012
JOEY VOTTO	.369	2010

LHB VS LHP

Listed below are the Reds' single-season leaders in batting average by **LH batters vs LH pitchers** since 1974:

Player	BA vs LHP	Year
Ken Griffey Sr.	.393	1976
Sean Casey	.335	2005
JOEY VOTTO	.333	2011
JOEY VOTTO	.331	2015
JOEY VOTTO	.329	2009
Ken Griffey Sr.	.327	1981
Sean Casey	.320	2003

REDS' ALL-TIME HOME RUNS, FIRST BASE

332	JOEY VOTTO	2007-2022
249	Ted Kluszewski	1947-1957
141	Tony Perez	1964-76, 1984-86
139	Lee May	1965-1971

Includes home runs hit only as a first baseman
Courtesy @EliasSports

STROLLIN'

Joey Votto is the only modern Reds batter and 1 of 9 players ever to **lead the National League in walks** for at least **3 straight seasons** (since 1900):

Player	Times	Years
Barry Bonds	5	2000-2004
Roy Thomas	5	1900-1904
Barry Bonds	4	1994-1997
JOEY VOTTO	3	2011-2013
Mike Schmidt	3	1981-1983
Ron Santo	3	1966-1968
Eddie Mathews	3	1961-1963
Arky Vaughan	3	1934-1936
Mel Ott	3	1931-1933
George Burns	3	1919-1921

ON BASE

Joey Votto is the only modern Reds batter and 1 of 6 players in **Major League** history to **lead his league in on-base percentage for 4 straight years** (since 1900):

Player, League	Times	Years
Rogers Hornsby, NL	6	1920-1925
Wade Boggs, AL	5	1985-1989
JOEY VOTTO, NL	4	2010-2013
Ted Williams, AL	4	1946-1949
Lou Gehrig, AL	4	1934-1937
Barry Bonds, NL	4	2001-2004

- On 8/9 at Mil went 0-for-4, snapping a 31-game on-base streak at Miller Park that began on 8/12/16... is the second-longest on-base streak ever by a visiting player at that ballpark (Albert Pujols, 32g from 4/30/07-6/12/11).
- In the 3-2 loss on 8/25 at Mil, struck out 4 times in a game for only the fifth time in his career...was ejected in the middle of the eighth inning by HP umpire Shane Livensparger...didn't play again until the 8/29 doubleheader vs Cubs by manager's decision...missed 3 games (8/27/dh, 8/28).
- On 8/29/g2 vs Cubs, made his first start of the season and eighth of his career as the team's designated hitter and produced his second career leadoff HR (off Alec Mills)...was his 288th career HR, moving him past Tony Perez into third alone on the Reds' all-time list since 1900 (Johnny Bench 389, Frank Robinson 324).
- On 9/14 vs Pit, for the second time in his career homered in both games of a doubleheader (8/24/11 at Fla)...his solo HR off Mitch Keller in the nightcap produced his 960th career RBI, tying him with Hall of Famer Barry Larkin for fifth on the club's all-time list, and was his 1,900th career hit.
- In the first inning on 9/23 vs Mil hit a 2-run HR off Adrian Houser...prior to that plate appearance, for the season was 0-for-22 vs the Brewers...per @EliasSports, only once in his career went hitless vs an opponent in a season (0-for-9 vs Oak in 2019).
- Was ejected 3 times (8/25 at Mil, 8/29 vs Cubs, 9/12 at StL).

2019 SEASON

- For the fifth straight season, per *Baseball America* was voted by managers, scouts and executives the batter with the best strike zone judgment in the National League.
- Produced 30 doubles for the 10th time in his career...beginning in 2008, his first full season, Robinson Cano is the only other player in the Major Leagues with as many 30-double seasons (also 10).
- Led the team 2-hit games (30).
- Reached base safely in 118 of his 142 apps...from 5/1-5/3, for the only time all season failed to reach base safely in 3 straight games...was only the fourth such 3-game streak in his career (last, 4/19-4/21, 2016)...never in his career has he failed to reach base safely at least once over 4 consecutive apps.
- From 5/8-6/4 reached base safely in 20 consecutive games, a season-high that tied Nick Senzel's (5/10-6/1) for the longest by a Reds batter in 2019.
- From 8/18-8/26 was on the 10-day injured list with a low back strain...after he was reinstated on 8/27, in his last 29 apps of the season hit .257 (26-101, 7 2b, 3hr, 8rbi, 19r, .377obp).
- Beginning 5/8 made his last 105 starts batting second in the order.
- Made 15 starts batting leadoff (last, 5/7 at Oak)...from 4/16-5/7 made 15 of his 18 starts batting first, including 10 straight starts from 4/16-4/28...entered this year with 1 career start batting leadoff (6/18/08 vs LAD).
- In his first start of the season batting leadoff, on 4/16 at LAD, finished 1-for-4 with an RBI-double, the 900th RBI of his career.
- Made 4 starts at DH (.385, 1 2b, 2hr, 2rbi, .467obp, .923slg, 6/12 at Cle, 6/25 & 6/26 at LAA, 9/12 at Sea).
- On 4/6 at Pit hit the 270th HR of his career, tying him with Adam Dunn for fourth on the Reds' all-time list.
- According to @MLBStats, in the eighth inning of the 3-2 loss on 4/17 at LAD popped out to the first baseman for the first time in his career (6,829th plate appearance)...in his next plate appearance, while batting first on 4/18 at SD, produced his only career leadoff HR (off Chris Paddock).
- On 4/28 at StL made his 1,600th career appearance.
- In the 11-inning, 12-11 loss on 5/3 vs SF went 0-for-7 in a game for only the second time in his career (9/4/13 vs StL)...in his career, once went 0-for-6 (6/28/16 vs Cubs), 17 times went 0-for-5.
- On 5/27/day vs Pit produced 3 hits and a double, tying Brandon Phillips for eighth place on the Reds' all-time hits list (1,774) and tying Johnny Bench for fourth place on the club's all-time doubles list (381)...passed Bench on 6/2 vs Wsh with a double off Max Scherzer.
- On 6/15 vs Tex made his 1,600th career appearance at 1B.
- With the third of his career-high 4 hits on 6/28 vs Cubs, reached 1,800 hits in his career and became only the fifth active player to reach base safely 3,000 times via hit, walk or HBP (Albert Pujols, Miguel Cabrera, Robinson Cano, Nick Markakis).
- On 7/13 at Col was ejected by HP umpire James Hoye for arguing balls and strikes.
- On 7/30 vs Pit, hit his 150th career HR at Great American Ball Park (solo off Joe Musgrove).
- His first-inning double on 8/10 off Chi's Kyle Hendricks was his 865th career hit at Great American Ball Park, the most by any player at GABP (Brandon Phillips, 864).
- On 8/19 reached 12,000 years of Major League service time.
- In the 10th inning on 8/29 at Mia recorded the 6,000th at bat of his career.
- On 9/1/night at StL doubled off Daniel Ponce de Leon for his 700th career extra-base hit.
- On 9/6 vs Ari made his 1,700th Major League appearance and on Eugenio Suárez' 3-run HR scored his 1,000th career run...finished that game with 7,300 career plate apps.
- On 9/11 at Sea recorded his 400th career double (off Marco Gonzales).
- With 2 outs, the bases loaded and the score tied at 2-2 in the bottom of ninth inning of the 12-inning, 4-2 win on 9/28 at Pit was credited with playing LF for 1 batter as part of a 5-man infield...RF Aristides Aquino, standing to his left, wore Votto's glove and was credited with playing 1B, while Phillip Ervin moved from LF to RF.

2018 SEASON

Was voted by his peers to his sixth All-Star team, the most All-Star apps ever by a player born in Canada (Larry Walker, 5)...in the bottom of the 10th inning of the American League's 8-6 win at Nationals Park, hit a solo HR off Tor's J.A. Happ...is 1 of 7 players and only the second Red to produce a home run in extra innings in the All-Star Game (Tony Perez, 1967, 15th inning)...is the only player born in Canada to homer in the All-Star Game...from 4/23-4/29 was the National League's Player of the Week, his fifth career weekly award...for the second straight season and third time overall was a finalist for the Rawlings Gold Glove Award for first basemen...for the seventh time in his career led the National League in on-base percentage (.417)...is 1 of only 6 players in Major League history to lead his league in on-base percentage at least 7 times (Ted Williams 12, Babe Ruth 10, Barry Bonds 10, Rogers Hornsby 7, Ty Cobb 7)...reached base safely in 127 of the 144 apps in which he had a plate appearance...also among the National League leaders ranked third in walks, fifth in BA with RISP (.339), eighth in BA on the road (.311) and 10th in BA vs RHP (.298)...led the team in walks...recorded at least 100 walks for the sixth time, tying Joe Morgan's franchise record...on 7/27 vs Phi drew his 136th career intentional walk (off Jake Thompson), a new franchise career record (Johnny Bench, 135 IBB)...finished the season with 138 career IBB...for the fourth time in his career produced more walks (108) than strikeouts (101)...on 4/17 at Mil reached 1,000 walks in 1,446 apps, the fourth-fewest games to 1,000 walks in National League history...from 6/15-6/26 recorded a walk in 11 consecutive apps (14bb, .481obp), 2 games shy of the franchise record for walks in consecutive apps (Adam Dunn, 13g, 5/15-5/28, 2002)...that streak was snapped on 6/27 at Atl, when in the first inning he was ejected by HP umpire Carlos Torres following a called strike 3...was his eighth career ejection, his first since 9/9/15...reached base safely 260 times, just 14 behind National League leader Freddie Freeman...fell short in his bid to become the 12th player in history to reach base via hit, walk or HBP at least 300 times in a season 4 times (Jeff Bagwell, Wade Boggs, Barry Bonds, Jimmie Foxx, Lou Gehrig, Todd Helton, Rogers Hornsby, Stan Musial, Pete Rose, Babe Ruth, Ted Williams)...Votto reached base safely at least 300 times in 2013, 2015 and 2017...from 8/17-8/29 was disabled with a right lower leg contusion suffered when he was hit by a Ryan Madson pitch on 8/4 at Wsh...in the Reds' 10 games after that HBP missed 4 starts and 2 games until he was disabled...on 8/7 & 8/8 at NYM missed consecutive starts for the first time since June 2016...missed 12 games while he was disabled...prior to his disabling missed only 8 starts and 3 of the Reds' 121 games...missed his first full game on 4/12 vs StL, snapping at 202 games his streaks of consecutive games played and consecutive games started...prior to that 4/12 day off, had appeared in and started every Reds game since he was given the day off at StL on 9/2/16, when Ivan De Jesus Jr. played 1B...during his 202 games started streak played 1,733.1 of the Reds' 1,782.1 innings in the field (97%)...was the longest games started streak by a Reds player since Pete Rose started 370 consecutive games from 1973-1976...in the Wild Card ERA has produced the Reds' second-, third- and fourth-longest games played streaks (226g, 204g, 202g)...Aaron Boone played in 241 consecutive games over the 2002-2003 seasons...from 9/7-9/16 produced a season-high 8-game hitting streak and from 5/20-6/12 produced a season-high 20-game on-base streak...made 131 starts batting third in the order, 1 start batting cleanup (5/18 at Cubs) and 8 starts batting second, including 7 straight starts batting second from 8/4-8/15...on 5/18 vs Cubs made his 29th career start batting cleanup (0-3, 1bb), his first appearance there since he hit fourth in both games of a DH on 5/15/14 vs SD...

1,500

On 6/17/18 at Pit, **Joey Votto** made his **1,500th Major League appearance**...below is a list of modern day Major League **first basemen** who were **inducted into the National Baseball Hall of Fame in Cooperstown** within the last **50 years** along with their statistics through their first **1,500 career games**:

PLAYER	AVG	OBP	SLG	HR	H	BB
Joey Votto	.313	.428	.536	263	1662	1046
Jeff Bagwell	.305	.418	.553	316	1657	1012
Ernie Banks	.283	.344	.536	353	1618	521
Rod Carew	.335	.392	.450	71	1924	542
Orlando Cepeda	.305	.355	.517	279	1714	388
George Kelly	.297	.343	.455	137	1650	358
Harmon Killebrew	.262	.375	.532	392	1354	919
Willie McCovey	.282	.385	.555	347	1375	788
Johnny Mize	.320	.406	.580	315	1776	757
Eddie Murray	.299	.375	.505	275	1680	709
Tony Perez	.284	.347	.484	246	1550	532
Frank Thomas	.321	.441	.580	339	1721	1172
Jim Thome	.285	.411	.566	368	1451	1085

ALL-STAR GAME HOME RUNS BY REDS

Joey Votto ^	2018	Johnny Bench	1971
Scooter Gennett *	2018	Johnny Bench	1969
Dave Concepcion	1982	Tony Perez	1967
Ken Griffey Sr.	1980	Frank Robinson	1959
Joe Morgan	1977	Gus Bell *	1954
George Foster	1976	Ted Kluszewski	1954
Johnny Bench	1973	* Pinch-hit HR, ^ Extra innings	

ALL-STAR GAME EXTRA-INNING HOME RUNS

G. Springer	2018 (10th)	T. Perez	1967 (15th)
A. Bregman	2018 (10th)	S. Musial	1955 (12th)
J. Votto	2018 (10th)	Schoendienst	1950 (14th)
R. Cano	2017 (10th)		

MOST CONSECUTIVE GAMES BY REDS, WILD CARD ERA

Joey Votto has 3 of the team's 4 longest **games played streaks** in the **Wild Card era** (list below)...he started each of the **202 games** during a streak snapped on **4/12/18 vs StL**...was the longest **games started streak** by a Reds player since **Pete Rose** started **370 straight games from 1973-1976**.

Aaron Boone	241 games	4/1/02 - 6/28/03
Joey Votto	226 games	9/5/12 - 5/15/14
Joey Votto	204 games	5/10/11 - 6/30/12
Joey Votto	* 202 games	9/3/16 - 4/11/18
Jay Bruce	125 games	9/22/09 - 8/9/10

* All starts, Courtesy Stats Inc.

was his only start of the 2018 season batting fourth...in the first inning on 4/16 at Mil singled off Brent Suter for his 1,600th Major League hit...in the first inning on 4/17 at Mil recorded his 1,000th career walk (off Junior Guerra)...his RBI-single in the sixth inning on 4/22 at StL was the 1,604th hit of his career, moving him past Justin Morneau and into second place alone on the all-time hits list by players born in Canada (Larry Walker 1st, 2,160 hits)...in the 15-9 win on 4/27 at Min tied his career high by reaching base safely in 6 plate apps (single, double, HR, 2 walks, hit by a pitch)...he also did it on 5/18/13 at Phi (4h, 2bb)...before Votto did it in 2013, the last Reds batter to reach base safely 6 times in a 9-inning game was Sean Casey on 5/19/1999 at Col...Votto is the first Reds batter to twice reach base safely 6 times since Johnny Bench did it at Wrigley Field on 6/14/1975 and again there on 7/22/1979...in 2018, 16 Major League batters reached base 6 times...from 4/24-4/27 vs the Braves and Twins homered in 4 consecutive apps, a career high and 1 shy of the franchise record...his grand slam on 6/19 off Det's Matthew Boyd was his first home run since 5/13 at LAD...in his 30 apps between homers hit .321 (34-106, 9 2b, 2 3b, 9rbi, .442obp)...his grand slam on 9/8 vs SD off Robbie Erlin was his first home run since 7/9 at Cle, snapping a 36-game homerless streak that did not include his HR in the All-Star Game...was the second-longest single-season homerless stretch of his career (40g, 6/25-10/3, 2012)...from 5/18-6/6 did not produce an RBI over 18 apps, the longest streak of his career without driving in a run...on 7/9 at Cle hit his 266th career HR, moving him past Matt Stairs into second place alone on the all-time list of HR by players born in Canada (Walker, 383)...just prior to Opening Day was announced as winner of the 2017 Lou Gehrig Memorial Award, presented annually to a Major League Baseball player who best exemplifies the giving character of Hall of Famer Lou Gehrig...the award permanently is maintained at the National Baseball Hall of Fame and Museum in Cooperstown...also was the club's nominee for the MLBPA's Marvin Miller Man of the Year Award, which goes to the player whose on-field performance and contributions to his community most inspire others to higher levels of achievement.

2017 SEASON

In the BBWAA's National League Most Valuable Player Award voting finished second by 2 points to Mia's Giancarlo Stanton in the fourth-closest vote ever...received MVP votes for the seventh time in the last 8 seasons, for the sixth time finished among the Top 10 and for the third time finished among the Top 3...was a National League All-Star for the fifth time...also for the fifth time was a finalist for the Hank Aaron Award...for the second time was a finalist for the Rawlings Gold Glove Award for first basemen...was rated by field managers the best hitter in the National League...for the sixth time was voted by the local chapter of the BBWAA the Ernie Lombardi Award as the Reds' Most Valuable Player...for the second straight year, the vote was unanimous...for the seventh time received the Canadian Baseball Hall of Fame's Tip O'Neill Award for his individual and team accomplishments and for the second time won the Lou Marsh Award as Canada's Athlete of the Year...received the Lou Gehrig Memorial Award for his "exemplary contributions to his community and philanthropy"...joined Babe Ruth (1921, 1924, 1926, 1930) and Ted Williams (1941, 1942, 1949) as the only players in Major League history to produce in a season at least 179 hits, 36 HR and 134 walks with 83 strikeouts or fewer...joined Babe Ruth (35 in 1930) and Lou Gehrig (33 in 1936) as the only players in their age-33 seasons or older to produce at least 175 hits, 130 walks and a .450 on-base percentage...Votto turned 34 in September...was the only player in the Major Leagues to produce at least 26 HR and 100 RBI while hitting .300 with an on-base percentage of .400 and a slugging percentage of .500...for the eighth time in his career hit least .300 with an on-base percentage of .400...for the seventh time in his career hit at least .300 with an on-base percentage of .400 and a slugging percentage of .500...for the third straight year and fifth time in his career produced at least 100 walks in a season...led the Major Leagues by reaching base safely 321 times, breaking his own club record (319, 2015)...Col's Charlie Blackmon reached base 288 times to rank second...reached base at least 300 times in a season for the third time in his career, 1 shy of Pete Rose's club record...led the Major Leagues in on-base percentage, walks and intentional walks...tied KC's Alcides Escobar for the Major League lead in games started (162)...led the National League in walks for the fifth time, in on-base percentage for the sixth time and in both categories in the same season for the fourth time...also led the National League in OPS (1.032)...led the Major Leagues with a walks-to-strikeouts ratio of 1.61...LAD's Justin Turner was second at 1.05 and LAA's Mike Trout third at 1.04...only 14 times struck out more than once, including a season-high 3 strikeouts twice (8/18 at Atl, 9/30 at Chi)...from 6/5-6/16 did not strike out in a season-high 43 straight plate apps...became the first player in Reds history with at least 100 runs, 100 RBI, 300 total bases and 300 times on base...3 of the previous 5 Major League players to produce those numbers won the Most Valuable Player Award a total of 4 times (Mike Trout, Albert Pujols twice, Alex Rodriguez)...reached base safely in 150 apps, breaking his 2013 club record (146g)...reached base safely at least twice in 107 apps, tying his 2015 club record...reached base safely at least 3 times in 51 apps, tying his career high (2015)...tied his career high with 106 runs scored (2010)...produced on-base streaks of 27 games (4/24-5/24), 29 games (7/26-8/26) and 32 games (8/27-end of the season)...his 32-game

2017 NATIONAL LEAGUE MVP AWARD VOTING

Player	Club	1st	2nd	3rd	4th	5th	6th	Pts
Giancarlo Stanton	Marlins	10	10	5	3	1	1	302
JOEY VOTTO	REDS	10	9	4	5	2		300
Paul Goldschmidt	D-Backs	4	5	4	9	5	2	239

The 2-point margin was the third-closest in the history of the BBWAA's National League Most Valuable Player Award balloting and fourth-closest overall...StL's Keith Hernandez and Pit's Willie Stargell tied in 1979...StL's Marty Marion beat Chi's Bill Nicholson by 1 point in 1944...NYY's Joe DiMaggio beat Bos' Ted Williams by 1 point in 1947.

on-base streak tied teammate Zack Cozart's as the longest by a Reds batter this season and tied for the second-longest in the Major Leagues this year (SF's Eduardo Nunez, 33g)...his 29-game on-base streak from 7/26-8/26 included a stretch from 7/26-8/15 during which he reached base safely at least twice in 20 straight games, a franchise record and 1 shy of Ted Williams' 1948 Major League record, and a 17-game hitting streak from 7/26-8/12 that tied his career high and ranked as the longest by a Reds batter in 2017...the 17-game hitting streak tied for the third-longest in the National League this season...appeared in 162 games for the second time in his career (2013)...became the fourth Red to start at least 162 games in a season, joining Pete Rose ('65, 163gs in '74, '75), Leo Cardenas (163gs in '64) and Vada Pinson ('63)...played first base in 1,391.2 of the team's 1,430 innings...established a new club record by producing his fourth season OPS of at least 1.000 (1.024 in 2010, 1.041 in 2012, 1.000 in 2015, 1.032 in 2017)...shared the club mark with Frank Robinson, who did it in 3 consecutive seasons from 1960-1962...Kal Daniels (1987), George Foster (1977), Joe Morgan (1976), Bernie Carbo (1970) and Ted Kluszewski (1954) each had 1 season with an OPS of at least 1.000 while playing for the Reds...with a 7.5 WAR as calculated by Baseball Reference ranked first among Major League first basemen and fourth among all position players (Jose Altuve 8.4, Aaron Judge 8.1, Giancarlo Stanton 7.6)...became the first Reds batter to draw at least 20 intentional walks in a season since Dave Parker in 1985 (24)...his 132 career intentional walks are 3 shy of the franchise record held by Johnny Bench (135, 1967-83)...intentional walks became a statistic in 1955...his season batting average peaked at .321 through his third plate appearance on 9/29 (177-551, .32123)...among first basemen ranked second in the National League in fielding percentage...was the league leader in fielding percentage at first base through the first 154 games of the season, then committed 2 errors in his last 8 apps...produced a pair of season-high 53-game errorless streaks (5/27-7/25, 7/27-9/22), his longest single-season errorless streaks since he began 2011 with 65 consecutive errorless games...on 7/3 at Col hit a solo homer off Jeff Hoffman to become the 10th Reds player and 28th active player with 1,500 career hits...on 7/28 at Mia produced his 800th career RBI, tying Frank McCormick for 11th on the Reds' all-time list...in his first plate appearance on 8/6 vs STL produced a 3-run HR off Adam Wainwright...was the 250th HR of his career and 135th HR at Great American Ball Park, tying Jay Bruce for most among all players in that ballpark...homered again the next night vs SD off Jhoulys Chacin to set new ballpark record with his 136th homer there...on 8/27 vs Pit, with 5 walks tied the club record for the second time (Hughie Critz on 5/28/1926 at StL, Johnny Bench on 7/22/1979 at Chi, Votto on 9/23/2013 vs NYM)...over 2 apps on 8/27 vs Pit and 8/29 vs NYM recorded 8 walks total and a walk in 6 consecutive plate apps, the longest streak in the Major Leagues since Col's Brad Hawpe walked 6 straight times from 6/22-6/23, 2008...was National League Player of the Week for 6/26-7/2 (11-21, .524, 3hr, 6rbi, 1.095slg, .630obp)...was his fourth career award.

BBWAA'S 2016 NL MVP AWARD VOTING

1. * Kris Bryant, Chi
2. Daniel Murphy, Wsh
3. Corey Seager, LAD
4. Anthony Rizzo, Chi
5. Nolan Arenado, Col
6. Freddie Freeman, Atl
7. **JOEY VOTTO, CIN**
8. Yoenis Cespedes, NY
9. Justin Turner, LAD
10. Max Scherzer, Wsh

27 players received at least 1 vote.
* Received 29 of 30 first-place votes

2016: Unanimously was voted by the local chapter of the Baseball Writers' Association of America the Ernie Lombardi Award as the Reds' Most Valuable Player...finished seventh in the BBWAA's National League Most Valuable Player Award voting...was a finalist for the 2016 Hank Aaron Award...for the sixth time received the Canadian Baseball Hall of Fame's Tip O'Neill Award...ranked among the National League leaders in almost every statistical category, including on-base percentage (1st), OPS (2nd), walks (T2nd), hitting (3rd), slugging percentage (6th), hits (8th), RBI (10th), runs (9th) and total bases (10th)...led the NL in on-base percentage for the fifth time...hit .344 in night games, third-best in the NL and the highest night BA by a Reds batter since Pete Rose hit .362 in 1973...after hitting .213 through May, his season batting average peaked at .327 after his fourth at bat on 10/1 vs Chi (180-551, .3266787)...beginning 6/1 led the Major Leagues in BA (.378) and OBP (.482) while ranking third in the majors and second in the National League in SLG (.619; Freddie Freeman .641, Brian Dozier .631)...after the All-Star break led the Major Leagues in BA (.408), OBP (.490) and SLG (.668)...became the first player to hit .400 over the second half of a season since Sea's Ichiro Suzuki hit .429 in 2004...led the team in runs scored, hits, total bases, walks, on-base percentage, slugging percentage, BA with RISP (.356) and multi-hit games (48) and tied Brandon Phillips for the club lead in doubles...fell 1 HR shy of becoming the first Reds player ever to hit .325 with 30 HR, a .430 on-base percentage and a .550 slugging percentage...for the seventh time hit at least .300 with an on-base percentage of at least .400...reached base 294 times, second-most in the Major Leagues (Mike Trout 300)...produced at least 100 walks for the fourth time...became only the second Reds player with at least 30 doubles in 8 different seasons (Pete Rose, 13 seasons)...hit .229 in April, .200 in May, .319 in June, .419 in July, .394 in August and .389 in September/October...on 8/31 at LAA, went 1-for-4 to finish hitting .394 for the month of August after hitting .419 in July...with 1 more hit or 2 fewer at bats he would have become the first Reds player and first Major League batter since 2010 to hit at least .400 in consecutive months...in 2010, Josh Hamilton hit .454 in June and .418 in July...Vada Pinson in 1961 is the only Reds batter since

.325 & 30

Joey Votto in 2016 fell 1 HR shy of becoming only the fourth Reds player ever to produce a **.325 average and 30 HR** in a season.

Player	Year	BA	HR
Kevin Mitchell	1994	.326	30
Frank Robinson	1962	.342	39
Ted Kluszewski	1954	.326	49
Joey Votto	2016	.326	29

1900 to hit at least .400 in any 2 months of a season (.406 in May, .403 in September)...hit safely in 61 of his 72 apps after the All-Star break (107-262, .408, 15hr, 55rbi, 1.158ops), including a career-high 17-game hitting streak to open the second half that was snapped on 8/4 vs StL (29-58, .500, 3 2b, 4hr, 12rbi, 17bb)... during the streak raising his season BA from .252 to .293...was the longest hitting streak by a Reds batter since Brandon Phillips' 22-game streak in 2007...from 9/8-9/16 went 8g and 34 plate apps without reaching base by walk, his longest stretch since 4/23-4/30, 2013 (8g, 34ab, 34pa)...hasn't gone more than 8g without a walk since an 11-game stretch from 7/21-8/1, 2009 (41ab, 42pa)...on 5/30 at Col hit his 200th career HR (solo off Jason Motte)...on 9/10 at Pit celebrated his birthday going 4-for-5 with a double, home run and 2 runs scored, raising his batting average to what then was a season-high .318...on 9/23 at Mil lined into a 3-3-6 triple play, the first by a Reds batter since Edwin Encarnacion lined into a 6-4-3 triple play on 4/12/09 at Pit... on 9/29 at StL singled off Alex Reyes for his 1,400th career hit.

2015: Finished third in the BBWAA's National League Most Valuable Player Award voting and was 1 of 3 finalists in the Players Choice Awards category of Comeback Player of the Year...for the fourth time received the Ernie Lombardi Award as the Reds' Most Valuable Player...for the fifth time in 6 seasons received the Canadian Baseball Hall of Fame's Tip O'Neill Award...fell 1 home run and 7 walks shy of joining Barry Bonds (4x), Ted Williams (3x) and Babe Ruth (2x) as the only players in Major League history to hit at least .300 with 30 home runs and 150 walks...established modern franchise records for walks (143), number of games reaching base at least twice (107) and total number of times reaching base via hit, walk or HBP (319)...he broke his own records, all set in 2013...from 8/11-10/2 reached base safely via hit, walk or HBP in 48 consecutive games (.357ba, .528obp), tying Pete Rose's single-season modern franchise record (6/12-8/2, 1978)... was the longest single-season streak in the Major Leagues since Kevin Millar reached safely in 52 straight in 2007 (6/20-8/25) and the longest in the NL since Barry Bonds' 58-game streak in 2003...from 7/10-7/28 reached base safely at least twice via hit, walk or hit by pitch in 15 consecutive apps, also a single-season franchise record (.500ba, 4 2b, 4hr, 9rbi, 17bb, 2hbp, .833slg, .642obp)...the club's previous single-season mark of 13 such games was shared by Joe Kelley (1903), Johnny Temple (1958), Pete Rose (1967) and Adam Dunn (2002)...after the All-Star break led the Major Leagues in hitting (.362), on-base percentage (.535) and walks (86)...the only other players since the advent of the All-Star Game to produce in either half of a season a .362 batting average, .535 on-base percentage and 1.152 OPS are Ted Williams (1941 post-ASG, .406ba, .583obp, 1.373ops) and Barry Bonds (2004 pre-ASG, .365ba, .628obp, 1.422ops)...for the season led the Major Leagues in walks... led the NL in walks for the fourth time in 5 seasons and came to within .002 of leading the league in on-base percentage for the fifth time in 6 years (.459, Bryce Harper .460)...overall ranked among the NL leaders in at least 16 statistical categories...led the club in apps, runs, walks, intentional walks (15), 2-hit games (42), 3-hit games (13) and multi-hit games (55)...also led the club batting both second (70g) and third (86) in the order... became only the third player in Reds history to produce at least 30 doubles in 7 seasons (Pete Rose, Vada Pinson)...overall reached safely in 144 of his 158 apps and fell 2g shy of his franchise record for number of games in a season reaching base (146, 2013)...reached base safely in at least 140g in a season for the third time (2011, 2013)...Rose (6x) and Frank Robinson are the only other Reds batters to reach base in 140g in any season...in addition to his 48-game on-base streak, from 5/20-6/25 put together a 32-game on-base streak...his 38 walks in August were a club record for a calendar month (32, Joe Morgan, July 1979) and the most by any Major League batter since SF's Barry Bonds walked 40 times in September 2004...in the 11-2 win on 6/9 vs Phi produced his third career 3-homer game (4rbi, 4r)...is only the second Reds player (along with Johnny Bench) and 36th player in Major League history with at least three 3-homer games...on 5/24 at Cle hit his 250th career double (off Trevor Bauer)...on 7/4 vs Mil made his 900th career start next to 2B Brandon Phillips...on 7/25 at Col produced his 600th RBI (RBI-single off Chris Rusin)...on 9/21 at StL walked (off Jaime Garcia) for the 136th time, setting a new single-season club record...in the 11th inning on 10/2 at Pit was hit by an Antonio Bastardo pitch to reach base for the 317th time, setting a new single-season club record...was ejected 3 times (5/6 at Pit by HP Chris Conroy, 8/2 vs Pit following a bench-clearing incident, 9/9 vs Pit by HP Bill Welke)...served 1-game suspensions on 5/9/g1 at WSox (for 5/6 ejection) and 9/18 at Mil (for 9/9 ejection, reduced from 2g).

2014: Missed 99 games with a distal quad strain in his left knee...missed 23g from 5/16-6/9 and beginning 7/6 missed the last 76g of the season...in his absence the Reds went 43-56 (11-12, 32-44)...despite his 2 stints on the disabled list ranked second on the club in walks (47) behind Todd Frazier (52)...in the first inning of the second game of the year, following a rain delay of 2:40, doubled off StL's Michael Wacha for his first hit of the season and 1,000th hit of his career...on 5/9 and 5/10 vs Col homered on consecutive pitchers over 2g... in the 4-3 win on 5/9, batting fourth in the lineup for the first time since 8/10/09 at StL, produced his fourth career walkoff HR (solo off Boone Logan), then on the first pitch of his next plate appearance the next night homered off Jordan Lyles...on 6/15 at Mil recorded his 600th career walk in his 935th appearance...since 1900, the only other players with 600 walks and a career batting average as high as Votto's .312 mark through their

BBWAA'S 2015 NL MVP AWARD VOTING

1. * Bryce Harper, Wsh
 2. Paul Goldschmidt, Ari
 3. **JOEY VOTTO, CIN**
 4. Anthony Rizzo, Chi
 5. Andrew McCutchen, Pit
 6. Jake Arrieta, Chi
 7. Zack Greinke, LA
 8. Nolan Arenado, Col
 9. Buster Posey, SF
 10. Clayton Kershaw, LA
- 20 players** received at least 1 vote
* Received all 30 first-place votes

first 935 apps are Ted Williams (.353, 856bb), Babe Ruth (.344, 724bb), Frank Thomas (.327, 774bb) and Mickey Mantle (.316, 659bb)...on 4/12 vs TB made his ninth career start batting second in the order and his first start in that spot since 8/8/08 vs Hou...had batted third in the Reds' starting lineup since 8/11/09 at StL, when he hit cleanup...from 8/11/09 - 4/11/14 made 635 consecutive starts batting third.

2013: Was named to his fourth straight All-Star team and finished sixth in the BBWAA's Most Valuable Player Award voting...was a finalist for the Louisville Slugger Silver Slugger Award...during spring training was voted by fans the Face of Major League Baseball...for the third straight season was rated by opposing managers the National League's batter with the best strike zone judgment...established single-season club records for walks with 135 (132, Joe Morgan, 1975) and for times on base safely via hit, walk or HBP with 316 (311, Pete Rose, 1969), both the highest totals in the Major Leagues...his 135 walks were the most in the Major Leagues since Barry Bonds established the all-time record with 232 walks in 2004...for the third straight season led the National League in walks and for the fourth straight year led the NL in on-base percentage...since 1900 is the first batter in Reds history and the ninth player to lead the National League in walks for 3 straight seasons (Barry Bonds last, 2000-2004)...is the first Red and sixth player in Major League history to lead his league in on-base percentage for 4 straight years...is only the third batter in Reds history to record more than 100 walks in a season more than once (2011, 2013; Joe Morgan 6 times, Adam Dunn 5 times)...with his fifth walk on 9/23 vs NYM tied both the club record for walks in a game (Hughie Critz, 5/28/26 at StL & Johnny Bench, 7/22/79 at Chi) and Morgan's club record for walks in a season...reached base safely in 146 of his 162 apps, including a season-high streak of 38g (6/13-7/26)...on 9/24 and 9/25 vs NYM, for the only time all season did not reach base safely in 2 consecutive games...became the first Reds player to appear in 162g since Aaron Boone in 2002...made 161 starts, his only game out of the lineup on 6/14 vs Mil but pinch hit and walked...his season-high 12-game hitting streak from 5/11-5/24 included 9 multi-hit games (24-47, .511, 2 2b, 4hr, 10rbi, 16r)...was NL Player of the Week for 5/13-5/19, his third weekly award, after leading the majors in hitting (.583) and on-base percentage (.655)...since 1933, the only 2 players in Major League history with at least 112 hits and 71 walks prior to the All-Star break are Votto (112h, 71bb in 2013) and Frank Thomas (1994, 116h, 84bb)...on 4/25 at Wsh homered off Gio Gonzalez for the Reds' only hit, the first Reds player to homer in an opposing team's 1-hitter since Jerry Hairston Jr. homered off SD's Mat Latos on 7/29/09...on 5/18 at Phi became only the fourth Reds player to reach base 6 times (4-4, 2bb) while hitting a homer (Frank Robinson, Pete Rose, Sean Casey)...produced his 500th RBI on 7/20 vs Pit and his 150th HR on 8/2 vs StL (3-run off Shelby Miller)...on 9/6 and 9/7 vs LAD followed his season-high 0-for-13 skid by reaching base safely in each of 9 straight plate apps, a new career high (4 hits, 5 walks)...in the National League's 3-0 All-Star Game loss at Citi Field went 0-for-2...in 2 starts at 1B and 1 start at DH for Team Canada in the World Baseball Classic went 2-for-9 (5bb, 5r).

BBWAA'S 2012 NL MVP AWARD VOTING

-* Buster Posey, SF
 -* Jay Bruce, Cin
 -Aroldis Chapman, Cin
 -Brandon Phillips, Cin
 -**JOEY VOTTO, CIN**
 -Johnny Cueto, Cin
- 35 players received at least 1 vote
* Received 27-32 first-place votes

2012: Was named to his third All-Star team, finished 14th in the BBWAA's Most Valuable Player voting and was a finalist for the Rawlings Gold Glove Award...missed 48g with a knee injury but still led the National League in on-base percentage (.474), walks (94, tied w/ Dan Uggla) and intentional walks (18)...established a club record for on-base percentage (.441, Joe Morgan, 1976)...fell 27 plate apps shy of qualifying for the league leaders but led the NL in on-base percentage pursuant to Rule 10.22(a)...became only the second player to lead the Reds in on-base percentage for 3 consecutive seasons (Joe Morgan, 1974-1976) and only the eighth player to lead the NL in 3 straight years (Morgan, Barry Bonds, Mike Schmidt, Elbie Fletcher, Arky Vaughn, Rogers Hornsby, Honus Wagner)...for the second straight season was rated by opposing managers the National League's

BBWAA'S 2013 NL MVP AWARD VOTING

-* Andrew McCutchen, Pit
 - Paul Goldschmidt, Ari
 -Yadier Molina, StL
 -Matt Carpenter, StL
 -Freddie Freeman, Atl
 -**JOEY VOTTO, CIN**
 -Clayton Kershaw, LAD
 -Hanley Ramirez, LAD
 - Carlos Gomez, Mil
 -**JAY BRUCE, CIN**
 -Craig Kimbrel, Atl
 -**Shin-Soo Choo, Cin**
- 24 players received at least 1 vote
* Received 28 of 30 first-place votes

300 TEAMMATES

Listed below are the only sets of Major League teammates who reached base safely at least 300 times in a season via hit, walk or hit by a pitch:

2013 Reds	Joey Votto, Shin-Soo Choo
1999 Yankees	Bernie Williams, Derek Jeter
1997 Astros	Jeff Bagwell, Craig Biggio
1937 Tigers	Charlie Gehringer, Hank Greenberg
1931 Yankees	Lou Gehrig, Babe Ruth
1930 Yankees	Lou Gehrig, Babe Ruth
1930 Cubs	Kiki Cuyler, Woody English, Hack Wilson
1928 Yankees	Lou Gehrig, Babe Ruth
1927 Yankees	Lou Gehrig, Babe Ruth
1923 Indians	C. Jamieson, J. Sewell, T. Speaker

TAG TEAM

In 2013, **Joey Votto** (146-162) and **Shin-Soo Choo** (138-154) combined to reach base in **284** of their **316 apps** and finished first and second, respectively, in the National League in **on-base percentage**...listed below are the last sets of teammates to finish first and second in their leagues in OBP:

Last, 2005:	NY Yankees (Giambi (.440), Rodriguez (.421))
Last NL, 1985:	LA's Guerrero (.422), Scioscia (.407)
Last Reds, 1975:	Morgan (.466), Rose (.406)
2013 Ranks:	Votto (.435, 1st), Choo (.423, 2nd)

best defensive first baseman and the batter with the best strike zone judgment...was rated the NL's best hitter in 2012...from 7/17-9/3 was on the disabled list following a pair of arthroscopic surgeries on his left knee...suffered the injury on 6/29 at SF but appeared in 7 more Reds games and the All-Star Game before he went on the DL...on 7/17 had arthroscopic surgery to repair the torn medial meniscus...on 8/11 he had a floating piece of cartilage removed in a 6-minute procedure...after he returned to the lineup on 9/5 reached base safely in 24 of his 25 apps (.24-76, .316, 7rbi) and in that span led the Major Leagues in on-base percentage (.505) and walks (28)...on 9/5 vs Phi, in his first plate appearance after surgery, singled off Roy Halladay...in 86 apps prior to the injury hit .342 (36 2b, 14hr, 49rbi) and was leading the NL in doubles (36), walks (66), intentional walks (13), on-base percentage (.465), extra-base hits (50) and BA vs RHP (.360)...in 78 of his first 86 apps reached base safely via hit or walk, including a season-high streak of 28 straight from 4/15-5/17...prior to his injury appeared in 86 of the Reds' 88g and missed only 3 starts (5/30 at Pit, 7/1 at SF, 7/2 at LA)...although he missed 48g still produced a career-high 44 doubles, which tied for second in the NL...before his injury was on pace for 66 doubles, 1 shy of the Major League record (67, Bos' Earl Webb, 1931)...did establish the club record for doubles prior to the All-Star break (35)...in the 9-6 win on 5/13 vs Wsh tied career highs with 4h, 4r and 3hr while establishing new career bests with 6rbi and 14tb...homered twice off Nationals starter Edwin Jackson and then hit a walkoff grand slam off Henry Rodriguez...in 28g from 5/19-6/18 went 44-for-98 with 12 doubles and 7 homers (.449ba, .786slg, .542obp, 22r)...became the first Reds player since Frank Robinson in 1961 to produce at least 44 hits and 19 extra-base hits over a span of as few as 100ab...during the NLDS vs SF produced a 3-hit game in Game 2 and 2-hit games in Games 4 and 5.

2011: Was a National League All-Star for the second straight season and became the first Reds first baseman to win a Rawlings Gold Glove Award...finished sixth in the league's MVP voting...for the second straight year and third time in the last 4 seasons was voted by the local chapter of the Baseball Writers' Association of America the Ernie Lombardi Award as the Reds' Most Valuable Player...for the second straight season received the Canadian Baseball Hall of Fame's Tip O'Neill Award for his individual and team accomplishments, sharing the award with Brewers pitcher John Axford...established a club single-season record for assists by a first baseman (173) and was rated by opposing managers the best defensive first baseman in the National League...was the club's nominee for the Hank Award Award, presented annually to each league's best hitter...led the National League in doubles (40), walks (110), on-base percentage (.416), BA on the road (.334) and BA with RISP (.383)...ranked among the NL leaders in games (161, T2nd), total bases (318, 4th), overall hitting (.309, 5th), extra-base hits (72, 5th), runs (101, T5th), multi-hit games (55, T5th), hits (185, 6th), RBI (103, 6th), intentional walks (15, T6th), BA vs LHP (.333, 7th), slugging (.531, 9th) and BA in day games (.312, 9th)...fell 11 points and 1 homer short in his attempt to become only the second player in Reds history to hit at least .320 with 30hr and 100rbi in more than 1 season (Frank Robinson, 1961 & 1962)...also was trying to become the first Reds batter to hit .320 in 3 straight seasons since Cooperstown Hall of Famer Ernie Lombardi did it in 4 straight from 1935-38...established career highs in games, at bats, hits and doubles...became the first Reds batter with consecutive 100-RBI seasons since Adam Dunn in 2004 and 2005...was NL Player of the Week for 7/25-7/31...reached base safely via hit, walk or HBP in 145 of his 161 apps, including a season-high streak of 33g to begin the season (.345, 5hr, 18rbi, 29bb)...that streak was snapped on 5/8 at Cubs, just 1g shy of the club's modern record for reaching base safely to begin a season (34g, Dave Collins, 1981)...only 4 times all year went consecutive games without reaching base (6/17-6/18 vs Tor, 7/19-7/20 at Pit, 9/4 at StL & 9/5 at Chi, 9/18 vs Mil & 9/19 vs Hou)...had not failed to reach safely over any 3-game span since 8/30 vs LAD and 8/31 vs Pit (DH), 2009...played in all but 1g (5/9 at Hou) and missed just 3 starts, on 5/9 at Hou (Cin's 35th game), 7/25 vs NYM (102nd game, PH) and 8/23 at Fla (128th game, PH/1B)...from 8/13-8/26 produced a season-high 11-game hitting streak (16-32, .500, 6hr, 13rbi)...in the third inning on 6/25 at Bal hit his 100th career HR (3-run off Brian Matusz), then 2 innings later added another (2-run off Matusz) for his seventh career multi-homer game...his second 2-homer game, in the 14-inning, 5-4 win on 8/28 vs Wsh, included a walkoff solo HR off Collin Balester...produced the first of his 2 walkoff hits in the 10th inning of the 6-5 win on 5/13 vs StL, an RBI-single off Jason Motte...from 7/26-7/28 homered in 3 straight games for the second time in his career (9/3-9/5, 2008)...in the sixth inning on 9/17 vs Mil drew his 106th walk to establish a new single-season record for players from Canada (Jack Graney, 105bb, 1919)...sent his batting gloves to the Canadian Baseball Hall of Fame.

2011 RAWLINGS GOLD GLOVE AWARDS
National League

1B	JOEY VOTTO, CIN
2B	Brandon Phillips, Cin
3B	Placido Polanco, Phi
SS	Troy Tulowitzki, Col
OF	Gerardo Parra, Ari
OF	Matt Kemp, LAD
OF	Andre Ethier, LAD
C	Yadier Molina, StL
P	Clayton Kershaw, LAD

American League

1B	Adrian Gonzalez, Bos
2B	Dustin Pedroia, Bos
3B	Adrian Beltre, Tex
SS	Erick Aybar, LAA
OF	Alex Gordon, KC
OF	Jacoby Ellsbury, Bos
OF	Nick Markakis, Bal
C	Matt Wieters, Bal
P	Mark Buehrle, Chi

BBWAA'S 2011 NL MVP AWARD VOTING

- 1.....* Ryan Braun, Mil
 - 2.....Matt Kemp, LAD
 - 3.....Prince Fielder, Mil
 - 4.....Justin Upton, Ari
 - 5.....Albert Pujols, StL
 - 6.....JOEY VOTTO, CIN**
- 26 players received at least 1 vote
* Received 20-32 first-place votes

2010: Became the 10th Reds player and third Canadian to win the Most Valuable Player Award...was named to his first All-Star team after receiving 13.7 million votes in the 2010 All-Star Game Final Vote...also was a *Sporting News* All-Star in voting of his peers...prior to Game 4 of the World Series received the Hank Aaron Award as the National League's best hitter... in his native Canada, was honored by 7 organizations for his outstanding 2010 season...was ranked No. 1 in the *Toronto Sun's* 2010 list of most influential Canadians in baseball... for the second time in 3 seasons unanimously was voted the Ernie Lombardi Award as the Reds' Most Valuable Player... also was a finalist for the MLBPA Players' Choice Player of the Year Award and Major League Baseball Clutch Performer of the Year Award Presented by Pepsi...led the Reds to the National League Central Division championship while ranking among the NL's Top 3 in 11 statistical categories, in the Top 5 in 15 categories and among the Top 8 in 18 categories...led the Major Leagues in on-base percentage (.424) and hitting on the road (.349) and led the NL in slugging percentage (.600), hitting vs RHP (.347), RBI ratio (4.8ab) and OPS (1.024)...among NL batters in the prestigious Triple Crown categories ranked second in hitting and third in both homers and RBI...became only the third Reds player in the last 50 years to lead the National League in both on-base percentage (.424) and slugging percentage (.600), joining Frank Robinson in 1962 and Joe Morgan in 1976...led the Reds in hitting, runs, hits, total bases (328), doubles, homers, RBI, walks, slugging, on-base percentage, 2-hit games (36), 3-hit games (12, tied w/ Jay Bruce and Brandon Phillips) and multi-hit games (51)...is only the fourth player in Reds history to hit at least .320 with 37 HR and 113 RBI in a season, joining MVP George Foster in 1977, Frank Robinson in 1961 (MVP) & 1962 and Ted Kluszewski in 1954...was the first Reds batter to lead the team in hitting, HR and RBI since Eric Davis in 1989...in his last 60 apps of the season hit .352 (76-216, 14hr, 49rbi) as the Reds battled for the division title...in April hit .275 (23g, 4hr, 12rbi)...in 127g the rest of the season hit .332 (33hr, 101rbi)...from 5/15-7/3 reached base safely in a career-high 41 straight games, the longest such streak by a Reds batter since Pete Rose reached base safely in 48 straight games from 6/12-8/2, 1978 and the third-longest in the Major Leagues in 2010 (NYY's Mark Teixeira 42g, Fla's Logan Morrison 42g)...during the 41-game streak hit .325 with .427 on-base and .592 slugging percentages (51-157, 11hr, 33rbi, 24bb, 4hbp)... that streak was snapped on 7/4 at Chi, when he was ejected in the top of

2010 NATIONAL LEAGUE MVP AWARD VOTING

Player	Club	1st	2nd	3rd	Pts
JOEY VOTTO	REDS	31	1		443
Albert Pujols	Cardinals	1	21	8	279
Carlos Gonzalez	Rockies		7	13	240
Adrian Gonzalez	Padres		1	3	197
Troy Tulowitzki	Rockies			2	132

Albert Pujols was the 10th Reds player named MVP since the award's inception in 1931, tying the A's for third-most by any team and trailing only the Cardinals (13) and Yankees (12). In 2010, 27 players received votes. Cin's Scott Rolan finished 14th with 26 points.

- VOTTO'S 2010 AWARDS**
- National League's Most Valuable Player
 - National League's Hank Aaron Award
 - Ernie Lombardi Award, Reds MVP
 - National League All-Star
 - Sporting News All-Star
 - Canadian Baseball Hall of Fame's Tip O'Neill Award
 - George Gross/Toronto Sun Sportsperson of Year
 - Lou Marsh Canadian Athlete of Year
 - Ontario Sports Legends Hall of Fame Athlete of Year
 - Postmedia News Canadian Male Athlete of Year
 - QMI Agency Canadian Male Athlete of Year
 - Baseball Canada Wall of Excellence

REDS' WINNERS, BBWAA MOST VALUABLE PLAYER AWARD

Player	Year
Ernie Lombardi, C	1938
Bucky Walters, RHP	1939
Frank McCormick, 1B	1940
Frank Robinson, OF	1961
Johnny Bench, C	1970
Johnny Bench, C	1972
Pete Rose, LF	1973
Joe Morgan, 2B	1975
Joe Morgan, 2B	1976
George Foster, LF	1977
Barry Larkin, SS	1995
JOEY VOTTO, 1B	2010

Votto was the third Canadian to win the MVP (Col's Larry Walker in 1997, Min's Justin Morneau in 2006).

SPORTING NEWS' 2010 NATIONAL LEAGUE ALL-STAR TEAM

Position	Player, Club
C	Brian McCann, Atl
1B	JOEY VOTTO, CIN
2B	Martin Prado, Atl
3B	Ryan Zimmerman, Wsh
SS	Hanley Ramirez, Fla
OF	Carlos Gonzalez, Col
OF	Matt Holliday, StL
OF	Ryan Braun, Mil
SP	Roy Halladay, Phi
RP	Heath Bell, SD

In voting of players, coaches and managers

of the first inning by HP umpire Angel Campos for arguing balls and strikes...the next day started another on-base streak that reached 10 consecutive games before it was snapped on 7/19 vs Wsh...graced the cover of the 8/30 issue of *Sports Illustrated*, the first Reds player to do so since Ken Griffey Jr. on 6/14/04...12 Reds players now have appeared solo 23 times on the *Sports Illustrated* cover, including Pete Rose (8 times), Johnny Bench (3), Griffey Jr. (2), Tom Seaver (2), Joe Morgan (1), George Foster (1), Eric Davis (1), Chris Sabo (1), Deion Sanders (1), Joey Jay (1) and Roy McMillan (1)...former owner Marge Schott also appeared on 1 cover...was the club's nominee and a finalist for the Hutch Award, presented each year to the Major League player who best exemplifies the honor, courage and dedication of former Reds manager Fred Hutchinson.

2009: Led the club in hitting (.322), runs (82), total bases (266), doubles (38), HR (25), walks (70), multi-hit games (44) and 4-hit games (4)...ranked among the National League leaders in hitting (5th), on-base percentage (.414, 4th), slugging percentage (.567, 5th), hitting on the road (.335, 4th), hitting with RISP (.336, 8th), hitting at night (.323, 6th), hitting vs RHP (.319, 9th) and hitting vs LHP (.329, 8th)...beginning 9/10 led all Major League hitters in batting average (.440), raising BA from a season-low .296...hit 16 doubles in September, a club record for a calendar month...was NL Player of the Week for 9/21-9/27 after leading the majors in almost every statistical category...as part of that Player of the Week performance, from 9/22-9/26 became the first Major League player with 10 doubles over a 5-game span since Pit's Paul Waner did it in 1932...reached base via hit, walk or HBP in 113 of his 131 apps...became the first Reds player with at least 20 homers as a rookie and again in the following season since Hall of Famer Frank Robinson did it in 1956 and 1957...from 5/30-6/22 missed 21g while on the disabled list with depression and anxiety related to the death of his father in August 2008...hit .357 in 38 apps before he went on the DL and .309 in 93 apps after he came off the DL...in the Reds' 17g from 5/7-5/25 missed 12 starts with a respiratory infection and dizziness...left the game on 5/29 at Mil with stress-related issues and the next day went on the 15-day disabled list...didn't play for the Reds again until 6/23 in his hometown of Toronto...in the 7-5 win on 6/25 at Tor made the first of his 4 starts batting cleanup (4-5, double, HR, 3rbi)...played in every inning of every game until he left in the sixth inning of the 15-3 loss vs Mil on 5/6...didn't start any of the next 4g because of the respiratory infection and dizziness, but entered the game on 5/10 vs StL as a defensive replacement and in his first plate appearance homered off Kyle McClellan...was ejected twice, on 7/12 at NYM by HP umpire Bill Welke and on 7/27 vs SD by 3B umpire Jerry Crawford, both times for arguing balls and strikes...played for Canada in the World Baseball Classic and hit .556 (second among all WBC players) with a 1.111 slugging percentage (third).

2008: In his first full Major League season finished second in the National League Rookie of the Year Award voting, was a finalist for a Players Choice Award in the category of Outstanding NL Rookie, was a TOPPS Major League Rookie All-Star and in a unanimous vote of the local chapter of the Baseball Writers' Association of America received the Ernie Lombardi Award as the Reds' Most Valuable Player...led NL rookies in hitting (.297), hits (156), HR (24), total bases (266), multi-hit games (42), on-base percentage (.368) and slugging percentage (.506) and ranked second in RBI (84), runs scored (69), doubles (32) and extra-base hits (59)...ranked eighth among all NL first basemen in fielding percentage (.991, 11e, 1197tc) and established a club record for first basemen with 136 assists (135, Frank McCormick, 1944)...led the Reds in games (151), hitting, hits, total bases, doubles and RBI...became the first player in franchise history to produce at least 20 homers and 30 doubles in his rookie season...also led the club with 18g of at least 3 hits, the most by any rookie in the Major Leagues...hit 23 of his 24 homers as a first baseman, a new franchise record for home runs by a rookie at that position (Ted Kluszewski, 12hr, 1948) and the second-most by any rookie in Reds history (Frank Robinson, 38hr, 1956)...his 84rbi were the third-most in Reds history by a rookie (Frank McCormick, 106rbi, 1938 & Jim Greengrass, 100rbi, 1953)...after the All-Star break hit .321 (11hr, 44rbi)...in August led the club in hitting (.382) and RBI (18)...in September led the club in hitting (.309), HR (9) and RBI (20) and earned the National League's Rookie of the Month Award presented by Gillette...beginning 7/30, in his last 48g of the season hit .351 (11hr, 40rbi)...led the club with 55 starts batting seventh in the order but also hit first (1g, 6/18 vs LAD), second (8gs), third (20gs), fourth (18gs), fifth (17gs), sixth (18gs) and eighth (1gs, 7/23 vs SD)...from 8/9-8/15 was on the bereavement list...in his 39 apps after he was reinstated from the bereavement list hit .343 (10hr, 31rbi).

2007: Entered the season rated the third-best prospect in the organization by *Baseball America* and finished it in the Major Leagues by hitting .321 (4hr, 17rbi) in 24 apps for the Reds...spent the minor league season at Louisville, where in his first season at Class AAA he was that club's Most Valuable Player, the International League's Rookie of the Year and a TOPPS All-Star...ranked among the International League leaders in HR (22, 4th), RBI (92, 2nd), hits (146, 15th), OBP (.382, 7th) and batting average (.294, T13th)...led all Reds minor leaguers in RBI and ranked third in HR and seventh in hitting...was voted to the IL's post-season All-Star team...played in the Triple-A All-Star Game and for the World Team in the Sirius XM All-Star Futures Game...homered in the Futures Game...joined the Reds after Louisville's season ended...made 21 starts for Cin (15

2008 ROOKIE OF THE YEAR AWARD VOTING

Player	Club	1st	2nd	3rd	Pts
Geovany Soto	Cubs	31	1	-	158
JOEY VOTTO	REDS	1	21	8	76
Jair Jurrjens	Braves	-	6	16	34
Edinson Volquez	Reds	-	3	-	9
Jay Bruce	Reds	-	-	7	7
Kosuke Fukudome	Cubs	-	1	1	4

Edinson Volquez was not a rookie in 2008. **Joey Votto** and **Jay Bruce** became only the second pair of Reds rookies ever to finish in the Top 5 in the BBWAA's Jackie Robinson Award voting. In 1970, **Bernie Carbo** finished in second place, behind Mil's **Carl Morton**, and **Wayne Simpson** tied for fourth.

2008 TOPPS MAJOR LEAGUE ROOKIE ALL-STAR TEAM

1B	JOEY VOTTO, CIN
2B	Alexei Ramirez, WSox
3B	Evan Longoria, TB
SS	Mike Aviles, KC
OF	Jay Bruce, Cin
OF	Denard Span, Min
OF	David Murphy, Tex
C	Geovany Soto, Cubs
P	Brad Ziegler, Oak
P	John Lannan, Wsh

at 1B, 6 in LF)...hit safely in 18 of his 21 starts...made his first 12 starts at 1B...following season-ending injuries to Adam Dunn, Ken Griffey Jr. and Josh Hamilton made 6 of his last 9 starts in LF...in September tied for the club lead in doubles (7) and ranked second in HR (4) and RBI (17)...on 9/4 vs NYM made his Major League debut as a pinch hitter and struck out vs Guillermo Mota...on 9/5 vs Mets made his first career start, played 1B and produced his first career hit and RBI (solo HR off John Maine)...was 1 of 3 Reds rookies to produce a homer for his first career hit (Josh Hamilton, Ryan Jorgensen)...on 9/14 at Mil recorded his first career stolen base...was 1 of 10 Reds players to make his Major League debut during the 2007 campaign (OF Josh Hamilton, RHP Jared Burton, LHP Jon Coutlangus, RHP Brad Salmon, RHP Homer Bailey, LHP Phil Dumatrait, RHP Tom Shearn, RHP Marcus McBeth, C Ryan Hanigan)...in May was Louisville's Hitter of the Month and the organization's Hitter of the Month (.402, 6hr, 21rbi)...was International League Batter of the Week for 8/13-8/19 (.360, 5hr, 12rbi)...on 8/17 at Charlotte and 8/18 at Durham became just the second player in Louisville history to produce consecutive 2-homer games...from 5/4-6/20 reached base safely in 42 consecutive games, second-longest streak in the International League...in a survey of league managers was voted best batting prospect and the batter with the best strike zone judgment.

MINOR LEAGUES

2006: At Class AA Chattanooga was the Southern League's Most Valuable Player and batting champion, TOPPS' Southern League Player of the Year and the Reds organization's minor league Hitter of the Year...was a *Baseball America* Minor League and Class AA All-Star and a TOPPS Class AA All-Star...was the North Division's starting first baseman in the Southern League All-Star Game and played in Major League Baseball's All-Star Futures Game in Pittsburgh...led the SL in hitting (.319), hits (162), doubles (46), on-base percentage (.408), slugging percentage (.547), extra-base hits (70), total bases (278), runs scored (85) and walks (78)...ranked second in the SL in homers (22)...fell 1 double shy of the Southern League record...ranked among all Class AA leaders in doubles (T1st), extra-base hits (2nd), hits (3rd), total bases (3rd), walks (78, 3rd), hitting (6th), runs (7th) and homers (T9th)...ranked among all minor league batters in doubles (T1st), extra-base hits (T3rd), total bases (9th) and hits (T10th)...in June was the organization's Minor League Player of the Month and TOPPS' Southern League Player of the Month (.355, 8hr, 24rbi, 5sb)...was Southern League Player of the Week for 6/12-6/18...**2005:** Spent the season with the Florida State League Reds in Sarasota, where in 124g he hit .256 and led the club in hits (119), doubles (23), HR (17) and RBI (83)...was selected to play for Team Canada in the IBAF XXXVI World Cup in Amsterdam, Netherlands...**2004:** In 135g at Class A Dayton and Class A Potomac combined to hit .301 with 19hr, 92rbi and 10 stolen bases...led all Reds minor leaguers in batting average and RBI and ranked T2nd in home runs...at Dayton, twice was named Midwest League Player of the Week (4/26-5/2, 6/14-6/20)...**2003:** Began the season at Dayton...on 6/11 was transferred to Billings, where he received honorable mention for the Pioneer League's post-season All-Star team...led the Pioneer League with a .452 on-base percentage...reached base in 63 of his 70 apps with the Mustangs...**2002:** In his first professional season tied for the Gulf Coast League lead with 25 extra-base hits.

PERSONAL: In 2002 graduated from Richview Collegiate Institute in Toronto, Ontario, Canada...attended the same high school as Stephen Harper, who served as the Prime Minister of Canada from 2006-2015...grew up in the greater Toronto area of Etobicoke and in November 2014 was inducted into the Etobicoke Sports Hall of Fame...is enshrined on Baseball Canada's Wall of Excellence.

MULTI-HOMER GAMES (18)

Date	Pitcher(s)
9/27/21 vs Pit	Connor Overton, Cody Ponce
9/20/21 vs Pit	Dillon Peters, Cody Ponce
8/11/21 at Atl	Touki Toussaint, Will Smith
7/28/21 at Chc	Zach Davies, Cory Abbott
7/27/21 at Chc	Adbert Alzola 2
6/29/17 vs Mil	Jimmy Nelson 2
6/27/16 vs Chc	Jake Arrieta, Jake Peavy
6/9/15 vs SD (*3)	Harang 2, McGowan
4/10/15 vs StL	John Lackey 2
5/13/12 vs Wsh (*3)	Jackson 2, Rodriguez
8/28/11 vs Wsh	Zimmermann, Balester
6/25/11 at Bal	Brian Matusz 2
8/25/10 at SF	Bumgarner, Ramirez
7/5/10 at NYM	Pelfrey, Nieve
6/13/10 vs KC	Zack Greinke 2
5/23/09 vs Cle	David Huff 2
9/19/08 vs Mil	Suppan, Parra
5/7/08 vs Chc (*3)	Lieber, Marshall, Gallagher

* Tied club record, since broken by Scooter Gennett
On 5/7/08 became first Reds rookie with a 3-HR game

PINCH-HIT HOME RUNS (2)

Date	Pitcher
9/19/21 vs LAD	Kenley Jansen
5/18/08 vs Cle	Cliff Lee

GRAND SLAM HOME RUNS (4)

Date	Pitcher
9/8/18 vs SD	Robbie Erlin
6/19/18 vs Det	Matthew Boyd
5/13/12 vs Wsh *	Henry Rodriguez
5/20/10 at Atl	Tommy Hanson

* Walkoff HR

LEADOFF HOME RUNS (2)

Date	Pitcher
8/29/20/g2 vs Chc	Alec Mills
4/18/19 at SD	Chris Paddock

WALKOFF HOME RUNS (5)

Date (Inning)	Pitcher
6/7/16 vs StL (9)	Kevin Siegrist
5/9/14 vs Col (9)	Boone Logan
5/13/12 vs Wsh (9) *	Henry Rodriguez
8/28/11 vs Wsh (14)	Collin Balester
9/11/10 vs Pit (10)	Justin Thomas

* Grand Slam

CONSECUTIVE GAMES (MINIMUM 3)

Date	Dates
7 straight games *	7/24-7/30, 2021
4 straight games	4/24-4/27, 2018
3 straight games	8/5-8/7, 2017
3 straight games	6/7-6/9, 2017
3 straight games	8/21-8/24, 2011
3 straight games	7/26-7/28, 2011
3 straight games	9/3-9/5, 2008

* Club record for consecutive games with HR

OH, CANADA

Below is a list of players **born in Canada** with at least **1,000 Major League apps**:

JOEY VOTTO	1,991
Larry Walker	1,988
Matt Stairs	1,895
Russell Martin	1,693
Justin Morneau	1,545
Terry Puhl	1,531
Jack Graney	1,399
Jeff Heath	1,383
George Wood	1,280
Jason Bay	1,278
George Gibson	1,213
Frank O'Rourke	1,131
Pop Smith	1,093
Tip O'Neill	1,054
Bill P. Phillips	1,038
Arthur Irwin	1,010

Courtesy Elias Sports Bureau

NORTHERN LIGHTS

Joey Votto is 1 of 9 **Canadian-born** players to hit **100 HR** in the Major Leagues:

Larry Walker	383	Jeff Heath	194
JOEY VOTTO	342	Russell Martin	191
Matt Stairs	265	Corey Koskie	124
Justin Morneau	247	George Selkirk	108
Jason Bay	222		

Courtesy Elias Sports Bureau

ALL-TIME HITS, PLAYERS BORN IN CANADA

Larry Walker	2,160	George Wood ...	1,507
JOEY VOTTO	2,093	Jeff Heath	1,447
Justin Morneau	1,603	Russell Martin ...	1,416

ALL-TIME RBI, PLAYERS BORN IN CANADA

1. Larry Walker	1,311
2. JOEY VOTTO	1,106
3. Justin Morneau	985
4. Matt Stairs	899
5. Jeff Heath	887

ALL-TIME WALKS, PLAYERS BORN IN CANADA

1. VOTTO, Toronto, Ontario	1,338
2. L. Walker, Maple Ridge, B.C.	913
3. Russell Martin, East York, Ontario	792

WALKING NORTH OF THE BORDER

Listed below are the only **Canadian players** ever with 100 walks during a single season:

Player.....	Walks.....	Year
JOEY VOTTO	143	2015
JOEY VOTTO	135	2013
JOEY VOTTO	134	2017
JOEY VOTTO	110	2011
JOEY VOTTO	108	2018
JOEY VOTTO	108	2016
Jack Graney	105.....	1919
George Selkirk.....	103.....	1939
Jason Bay.....	102.....	2006
Jack Graney	102.....	1916

Courtesy Canadian Baseball Hall of Fame

MAY 13, 2012

In the 9-6 Reds win on 5/13/12 vs Wsh **Joey Votto** became the first player in **Major League history** to produce in the same game **3 home runs** and a **walkoff grand slam**...in tying the club record for HR in a game, **Votto** became the fifth player in Reds history to produce more than one 3-homer game: **Johnny Bench** (3 times), **Gus Bell** (twice), **Eric Davis** (twice) and **Aaron Boone** (twice)...in that game **Votto** tied career highs with **4 hits, 4 runs** and **3 HR** while establishing new career bests with **6 RBI** and **14 total bases**...he homered twice off Nationals starter **Edwin Jackson** before hitting the grand slam off **Henry Rodriguez**...his **14 total bases** were the most by a Reds batter since **Jeffrey Hammonds** had **14tb** on 5/19/99 at Col, fell 1 shy of the franchise's single-game record then held by **Walker Cooper** (15tb, 7/6/49 vs Cubs)...**Votto's** bat was sent to the **Hall of Fame** in **Cooperstown**.

THE RIGHT STUFF

From 2007-2016, **1B Joey Votto** and **2B Brandon Phillips** made **1,103 starts together**, the most on the right side of the infield for any tandem in Reds history...listed below are the all-time Major League leaders, since 1900, for starts together at 1B and 2B:

1B & 2B, Team	Games Started
Jeff Bagwell & Craig Biggio, Astros	1,506
Lou Gehrig & Tony Lazzeri, Yankees	1,425
Ryan Howard & Chase Utley, Phillies	1,134
Joey Votto & Brandon Phillips, Reds	^1,103
Mark Grace & Ryne Sandberg, Cubs	1,065
Joe Judge & Bucky Harris, Senators	1,060
Fred Merkle & Larry Doyle, Giants	1,042
Steve Garvey & Davey Lopes, Dodgers	1,038
Frank McCormick & Lonney Frey, Reds	*774

^ Made 1,000th start on 5/7/16 vs MIL, * Previous Reds record

400 & 500

Joey Votto in 2016 fell short in his bid to become only the third Major League player ever to produce a **.400 BA** and **.500 OBP** prior to or after the All-Star break.

Player	Year, Half	BA	OBP
Ted Williams	1941, 1st	.405	.520
Ted Williams	1941, 2nd	.406	.583
Ted Williams	1957, 2nd	.453	.594
Barry Bonds	2002, 2nd	.404	.608
Joey Votto	2016, 2nd	.408	.490

31-33-103

Listed below are the only players in Reds history, since 1900, to produce in a season at least **31 doubles, 33 HR** and **103 RBI**.

Player	Year	2B	HR	RBI
Adam Duvall	2016	31	33	103
JOEY VOTTO	2010	36	37	113
Dave Parker	1985	42	34	125
George Foster	1977	31	52	149
Johnny Bench	1974	38	33	129
	1970	35	45	148
Lee May	1969	32	38	110
Tony Perez	1969	31	37	122
Frank Robinson	1965	33	33	113
	1962	51	39	136
	1961	32	37	124
	1959	31	36	125
Wally Post	1955	33	40	109

VOTTO'S CAREER TRANSACTIONS

- Was selected by the Reds in the second round of the June 2002 first-year player draft. Was signed by John Castleberry.
- On disabled list with depression and anxiety, May 30-June 22, 2009; included rehabilitation assignments at Sarasota, June 18-19 and Dayton, June 20-22.
- Was signed to a 3-year contract extension through 2013, avoiding arbitration, January 17, 2011.
- Was signed to a 10-year contract extension through 2023, with a club option for 2024, April 4, 2012.
- On disabled list with a torn meniscus in his left knee, July 17-September 3, 2012; included rehabilitation assignments at Dayton, August 28-31 and at Louisville, September 1-3.
- On disabled list with a distal quad strain in his left knee, May 21-June 9 and July 8-remainder of the season, 2014; included a rehabilitation assignment at Louisville, June 8-9; was transferred to the 60-day DL, August 16; was reinstated from the 60-day DL, October 30.
- On disabled list with a right lower leg contusion, August 17-29, 2018.
- On 10-day injured list with a low back strain, August 18-26, 2019.
- On injured list, August 2, 2020.
- On 10-day injured list with a broken left thumb, May 7-June 7, 2021; included a rehabilitation assignment at Louisville, June 2-6.
- On injured list, May 3-19, 2022; included rehabilitation assignments at Louisville, May 14-16 and at Dayton, May 17-19.
- On 60-day injured list following surgery to repair the biceps and rotator cuff in his left shoulder, August 19-remainder of the season, 2022.

CAREER FIELDING								
Pos.	Pct.	G	PO	A	E	TC	DP	
1B	.994	1,923	14,426	1,740	105	16,271	1,398	
LF	.933	*7	14	0	1	15	0	
* 6 starts in 2007, 1 game in 2019 (9/28 at Pit, for 1 batter in B9th inning)								

Career Hitting

Yr	Club	AVG	G	AB	R	H	2B	3B	HR	RBI	SH	SF	HB	BB	SO	SB	CS	OBP	SLG	E
02	GCL Reds - R	.269	50	175	29	47	13	3	9	33	0	5	1	21	45	7	2	.342	.531	13
03	Dayton - A	.231	60	195	19	45	8	0	1	20	0	2	2	34	64	2	5	.348	.287	9
	Billings - R	.317	70	240	47	76	17	3	6	38	0	1	4	*56	80	4	0	*.452	.488	12
04	Dayton - A	.302	111	391	60	118	26	2	14	72	0	2	1	79	110	9	2	.419	.486	10
	Potomac - A	.298	24	84	11	25	7	0	5	20	0	0	1	11	21	1	1	.385	.560	0
05	Sarasota - A	.255	124	466	63	119	23	2	16	80	1	9	3	51	123	4	5	.327	.416	8
06	Chattanooga - AA	*.319	136	508	*85	*162	*46	2	22	77	0	3	1	*78	109	24	7	*.408	*.547	14
07	Louisville - AAA	.294	133	496	74	146	21	2	22	92	0	9	5	70	110	17	10	.381	.478	13
	Cincinnati	.321	24	84	11	27	7	0	4	17	0	0	0	5	15	1	0	.360	.548	1
08	Cincinnati	^*.297	151	526	69	^156	32	3	^24	84	0	0	2	59	102	7	5	.368	.506	11
09	Cincinnati	.322	131	469	82	151	38	1	25	84	0	1	4	70	106	4	1	.414	.567	10
	#Sarasota - A	.000	1	2	0	0	0	0	0	0	0	0	0	1	1	0	0	.333	.000	0
	#Dayton - A	.429	2	7	3	3	0	0	1	3	0	0	0	2	3	1	0	.556	.857	0
10	Cincinnati	.324	150	547	106	177	36	2	37	113	0	3	7	91	125	16	5	*.424	*.600	5
11	Cincinnati	.309	161	599	101	185	*40	3	29	103	0	6	4	*110	129	8	6	*.416	.531	6
12	Cincinnati	.337	111	374	59	126	44	0	14	56	0	2	5	*94	85	5	3	*.474	.567	6
	#Dayton - A	.200	3	5	1	1	0	0	0	1	0	1	0	3	1	0	0	.444	.200	0
	#Louisville - AAA	.167	2	6	1	1	0	0	1	1	0	0	0	0	4	0	0	.167	.667	1
13	Cincinnati	.305	*162	581	101	177	30	3	24	73	0	6	4	*135	138	6	3	*.435	.491	14
14	Cincinnati	.255	62	220	32	56	16	0	6	23	0	2	3	47	49	1	1	.390	.409	7
	#Louisville - AAA	.333	2	6	1	2	0	0	0	0	0	0	0	2	0	0	0	.333	.333	0
15	Cincinnati	.314	158	545	95	171	33	2	29	80	0	2	5	*143	135	11	3	.459	.541	9
16	Cincinnati	.326	158	556	101	181	34	2	29	97	0	8	5	108	120	8	1	*.434	.550	8
17	Cincinnati	.320	*162	559	106	179	34	1	36	100	0	6	8	*134	83	5	1	*.454	.578	4
18	Cincinnati	.284	145	503	67	143	28	2	12	67	0	3	9	108	101	2	0	*.417	.419	5
19	Cincinnati	.261	142	525	79	137	32	1	15	47	0	3	4	76	123	5	0	.357	.411	7
20	Cincinnati	.226	54	186	32	42	8	0	11	22	0	0	0	37	43	0	0	.354	.446	5
21	Cincinnati	.266	129	448	73	119	23	1	36	99	0	4	4	77	127	1	0	.375	.563	7
	#Louisville - AAA	.190	6	21	2	4	1	1	0	2	0	0	0	1	5	0	0	.227	.333	0
22	Cincinnati	.205	91	322	31	66	18	1	11	41	0	0	10	44	97	0	0	.319	.370	1
	#Louisville - AAA	.250	2	4	1	1	0	0	1	0	0	0	0	3	2	0	0	.571	.250	0
	#Dayton - A	.143	2	7	1	1	0	0	0	0	0	0	0	1	3	0	0	.250	.143	0
Major Totals		.297	1991	7044	1145	2093	453	22	342	1106	0	48	74	1338	1578	80	29	.412	.513	106
Minor Totals		.287	728	2613	398	751	162	15	97	440	1	32	18	411	683	69	32	.384	.472	80

Injury rehab, * Led league, ^ Led National League rookies

Led the National League in OPS in 2010 (1.024) and 2017 (1.032). In 2011 led the NL in road BA (.334) and BA with RISP (.383)

Established franchise records with a .474 on-base percentage in 2012, 135 walks in 2013 and 143 walks in 2015

All-Star Record

Yr	Club, Site	AVG	G	AB	R	H	2B	3B	HR	RBI	SH	SF	HB	BB	SO	SB	CS	OBP	SLG	E
10	NL, Anaheim	.000	1	2	0	0	0	0	0	0	0	0	0	0	0	0	0	.000	.000	0
11	NL, Arizona	.000	1	2	0	0	0	0	0	0	0	0	0	0	1	0	0	.000	.000	0
12	NL, Kansas City	.000	1	3	0	0	0	0	0	0	0	0	0	0	1	0	0	.000	.000	0
13	NL, New York (NL)	.000	1	2	0	0	0	0	0	0	0	0	0	0	1	0	0	.000	.000	0
17	NL, Miami	.000	1	1	0	0	0	0	0	0	0	0	0	1	1	0	0	.500	.000	0
18	NL, Washington	.333	1	3	1	1	0	0	* 1	1	0	0	0	0	0	0	0	.333	1.333	1
All-Star Totals		.077	6	13	1	1	0	0	1	1	0	0	0	1	4	0	0	.143	.308	0

* Solo HR off Tor's J.A. Happ, bottom of the 10th inning (8-6 American League win)

Wild Card Game Record

Yr	Club, Opponent	AVG	G	AB	R	H	2B	3B	HR	RBI	SH	SF	HB	BB	SO	SB	CS	OBP	SLG	E
13	Cin at Pit	.000	1	4	0	0	0	0	0	0	0	0	0	0	2	0	0	.000	.000	0

Wild Card Series Record

Yr	Club, Opponent	AVG	G	AB	R	H	2B	3B	HR	RBI	SH	SF	HB	BB	SO	SB	CS	OBP	SLG	E
20	Cin at Atl	.222	2	9	0	2	0	0	0	0	0	0	0	1	3	0	0	.300	.222	1

Started at 1B, batting third, in both games of the series sweep loss (1-0 loss in 13 innings, 5-0 loss)

Division Series Record

Yr	Club, Opponent	AVG	G	AB	R	H	2B	3B	HR	RBI	SH	SF	HB	BB	SO	SB	CS	OBP	SLG	E
10	Cin vs Phi	.100	3	10	0	1	0	0	0	1	0	1	0	0	2	0	0	.091	.100	0
12	Cin vs SF	.389	5	18	3	7	0	0	0	0	0	0	0	4	5	0	0	.500	.389	0
Division Series Totals		.286	8	28	3	8	0	0	0	1	0	1	0	4	7	0	0	.364	.286	0

World Baseball Classic Record

Yr	Country	AVG	G	AB	R	H	2B	3B	HR	RBI	SH	SF	HB	BB	SO	SB	CS	OBP	SLG	E
09	Canada	.556	2	9	2	5	2	0	1	2	0	0	0	1	1	0	0	.600	1.111	0
13	Canada	.222	3	9	5	2	0	0	0	0	0	0	0	5	4	0	0	.500	.222	1
WBC Totals		.389	5	18	7	7	2	0	1	2	0	0	0	6	5	0	0	.542	.667	1

Among all 2009 WBC players ranked second in batting average (.556) and third in slugging percentage (1.111)

SINGLE-SEASON CAREER HIGH STREAKS

Hitting Streak: 17g (2x), 7/15-8/3, 2016 & 7/26-8/12, 2017; **Hitless Streak:** 22ab, 8/10-end of season, 2022

DOUBLE DIPPING

In the day/night DH on **7/22/15** vs the Cubs **Joey Votto** reached base safely **9 times** (4 1b, 1hr, 4bb)...he became the first Reds player to reach base safely via hit, walk or HBP at least 9 times in 2g played on the same day since **Pete Rose** did it in a traditional DH vs Hou on **7/2/76** (7h, 2bb)... **Votto** became the fifth Major League player in the **last 20 seasons** to reach base 9 times in 1 day during a doubleheader:

Joey Votto 7/22/15 vs Cubs..... 5h, 4bb
 Robinson Cano..... 10/2/10 at Bos..... 6h, 2bb, 1hbp
 Bobby Abreu..... 8/18/06 at Bos..... 6h, 3bb
 Hideki Matsui..... 6/28/03 at NYM..... 6h, 3bb, 1hbp
 Eric Young..... 7/23/96 vs NYM..... 7h, 1bb, 2hbp

Courtesy Elias Sports Bureau

CONSECUTIVE MONTHS HITTING .400

On 8/31/16 at LAA, **Joey Votto** went **1-for-4** to finish hitting **.394** for the month of **August** after hitting **.419** in **July**...with **1 more hit** or **2 fewer at bats** he would have become the first Reds player ever and first Major League batter since **2010** to hit at least **.400** in consecutive months...that list is below.

Josh Hamilton..... June / July 2010 454 / .418
 Chipper Jones..... April / May 2008 422 / .417
 Ichiro Suzuki..... July / August 2004 432 / .463
 Larry Walker..... June / July 2002 410 / .438
 Paul O'Neill..... April / May 1994 448 / .410
 Milt Thompson..... July / August 1987 408 / .417
 Rod Carew..... April / May 1983 449 / .438
 George Brett..... July / August 1980 494 / .430
 Rico Carty..... April / May 1970 423 / .448
 Roy Cullenbine August / Sept. 1946 402 / .444
 Ted Williams..... July / August 1941 429 / .402
Joey Votto **July / August 2016** **.419 / .394**

Vada Pinson in **1961** is the only Reds batter since 1900 to hit at least **.400** in any **2 months** of a season (**.406** in May, **.403** in September). Courtesy Elias.



LUKE

WEAVER

@DreamWeava7

RHP

34

Age: 29 Ht.: 6-2 Wt.: 183 Bats: R Throws: R ML Service: 5.112

Born: 8/21/93 Birthplace: DeLand, FL Resides: Tallahassee, FL

Acquired: Was signed by the Reds to a 1-year contract, January 13, 2023.

Contract: Signed through the 2023 season and under team control through 2023.

CAREER HIGHLIGHTS

- Was selected by the Blue Jays out of DeLand (FL) High School in the 19th round of the June 2011 first-year player draft and by the Cardinals out of Florida State University in the first round (27th overall) of the 2014 draft.
- In each of the last 5 seasons was on an Opening Day roster (Cardinals 2018, Diamondbacks 2019-2022).
- Struck out the first 2 batters of his Major League career (8/13/16 for StL at Cubs, Dexter Fowler, Kris Bryant).
- In 2017 became the fifth rookie pitcher over the previous 70 years to allow 2 runs or fewer in each of at least 7 consecutive winning starts (Fernando Valenzuela 1981, Cal Eldred 1992, Jared Weaver 2006, Steven Matz 2016).
- On 8/23/17 vs SD (10k) and 8/29/17 at Mil (10k) became only the second Cardinals rookie to record at least 10 strikeouts in consecutive apps (Rick Ankiel).
- On 4/11/21 for Ar vs Cin, threw a career-best 6.1 hitless innings before Eugenio Suárez broke his bat on a single in the seventh...finished the 7-0 win with 1 hit allowed in 7.0 innings (1bb, 8k).
- Pitched for the 2013 USA Baseball National Team that went 20-3...he was USA Baseball teammates with Alex Bregman, Matt Chapman, Michael Conforto, Kyle Schwarber and Trea Turner.
- In 2016 was the Cardinals' Minor League Player of the Year.
- In 2015 was a *Baseball America* High Class A All-Star.

2022 SEASON

- In his first season pitching primarily out of the bullpen, for the Diamondbacks and Royals went 1-1, 6.56 in 1 start and 25 relief apps.
- On 8/1 was traded from Ari to KC for IF Emmanuel Rivera.
- Was 1 of 17 players acquired in 2022 by the Royals in their 11 trades...9 played for KC during the season.
- Following his first appearance of the season, on 4/7 vs SD, went on the 10-day injured list with right elbow inflammation...didn't pitch again until 6/12 at Phi.
- Made his only start of the season in an 11-1 Diamondbacks loss on 6/18 vs Min (3.2ip, 10h, 9er, 1bb, 5k, Gary Sánchez 2-run HR)...finished the season with 23 consecutive relief apps (4.76era, 28.1ip).
- Finished the season with a career-high 29.0-inning homerless streak covering 24 apps...didn't allow a home run after Gary Sánchez' third-inning HR in Weaver's only start of the season (6/18 vs Min).
- On 10/26 was claimed off waivers by the Mariners...on 11/18 elected free agency.
- On 1/13/23 was signed by the Reds to a 1-year contract through the 2023 season.

PERSONAL: Attended DeLand (FL) High School...Hall of Famer Chipper Jones, pitcher Jacob deGrom and umpire Ed Hickox also are from DeLand, Florida, the filming location for Adam Sandler's 1998 movie *The Waterboy*...in 3 seasons at Florida State University (2012-2014) went 16-6, 3.04 and won the 2014 Rawlings Gold Glove Award...his brother-in-law, Gage Smith, also played at FSU and was selected by the Tigers in the 25th round of the June 2014 draft...Weaver made his Major League debut on 8/13/16 at Cubs and named his white golden retriever Wrigley...in 2019 won Big League Impact's annual fantasy football league, which included 13 leagues overall...on behalf of that Big League Impact program, founded by former teammate Adam Wainwright, a little league field in Hoyo Oscuro, Dominican Republic was named after Luke and his wife, Olivia...as part of the Diamondbacks' 2019 Summer of Safety program, helped deliver 100 new bikes and helmets to kids at the Boys and Girls Club and, along with teammate Nick Ahmed, hosted "Swing For Impact" at Top Golf Scottsdale to benefit Food For the Hungry, Striking Out Poverty and the Phoenix Rescue Mission...has contributed to The Increase, a platform where "pro athletes can mentor and minister each other and engage with their fans in the context of faith at the level and frequency of their choosing."

WEAVER'S CAREER TRANSACTIONS

- Was selected by the Blue Jays in the 19th round of the June 2011 first-year player draft. Did not sign.
- Was selected by the Cardinals in the first round (27th overall) of the June 2014 first-year player draft.
- On Palm Beach's 7-day disabled list with a right shin contusion, April 9-May 13, 2015.
- On Palm Beach's 7-day disabled list with a fractured left wrist, April 7-June 3, 2016.
- On Memphis' 7-day disabled list with lower back stiffness, April 9-May 1, 2017.
- Was acquired by the Diamondbacks, along with C Carson Kelly, IF Andrew Young and a competitive balance draft pick, for 1B Paul Goldschmidt, December 5, 2018.
- On Diamondbacks' 10-day injured list with right forearm tightness, May 27-September 20, 2019; was transferred to the 60-day injured list, July 26; included a rehabilitation assignment at Visalia, September 13-20.
- On Diamondbacks' 10-day injured list with a right shoulder strain, May 18-August 31, 2021; was transferred to the 60-day injured list, May 27; included rehabilitation assignments at ACL Diamondbacks, August 9-13 and at Reno, August 14-31.
- On Diamondbacks' 10-day injured list with right elbow inflammation, April 8-June 11, 2022; was transferred to the 60-day injured list, May 8; included a rehabilitation assignment at Reno, June 2-11.
- Was acquired by the Royals for IF Emmanuel Rivera, August 1, 2022.
- Was claimed off waivers by the Mariners, October 26, 2022; elected free agency, November 18.
- Was signed by the Reds to a 1-year contract through the 2023 season, January 13, 2023.

10-STRIKEOUT GAMES (3)	
Date (Innings)	Strikeouts
8/31/16 for StL at Mil (6.0)	10
8/23/17 for StL vs SD (7.0)	10
8/29/17 for StL at Mil (5.2)	10

HOME RUNS AS A HITTER (1)	
Date	Pitcher
3/31/19 for Ari vs LAD	Pedro Báez

Career Pitching

Yr	Club	W-L	ERA	G	GS	CG	SHO	SV	IP	H	R	ER	HR	BB	SO	WP	BK
14	Palm Beach - A	0-1	21.60	2	2	0	0	0	3.1	11	8	8	1	4	3	0	1
	GCL Cardinals - R	0-0	0.00	4	4	0	0	0	6.0	4	0	0	0	0	9	0	0
15	Palm Beach - A	8-5	1.62	19	19	0	0	0	105.1	98	34	19	2	19	88	8	1
16	Springfield - AA	6-3	1.40	12	12	0	0	0	77.0	63	23	12	4	10	88	5	0
	Memphis - AAA	1-0	0.00	1	1	0	0	0	6.0	2	0	0	0	2	4	0	0
	St. Louis	1-4	5.70	9	8	0	0	0	36.1	46	29	23	7	12	45	1	0
17	Memphis - AAA	10-2	2.55	15	15	0	0	0	77.2	63	24	22	3	19	76	6	0
	St. Louis	7-2	3.88	13	10	0	0	0	60.1	59	27	26	7	17	72	0	0
18	Memphis - AAA	0-0	4.50	1	1	0	0	0	4.0	3	2	2	1	0	7	0	0
	St. Louis	7-11	4.95	30	25	0	0	0	136.1	150	83	75	19	54	121	3	0
19	Arizona	4-3	2.94	12	12	0	0	0	64.1	55	22	21	6	14	69	0	0
20	Arizona	1-9	6.58	12	12	0	0	0	52.0	63	39	38	10	18	55	0	0
21	#Reno - AAA	0-0	3.86	2	2	0	0	0	7.0	6	3	3	0	4	12	1	0
	#ACL D-backs - R	0-0	3.00	1	1	0	0	0	3.0	4	1	1	0	0	6	1	0
	Arizona	3-6	4.25	13	13	0	0	0	65.2	58	34	31	11	20	62	0	0
22	#Reno - AAA	0-0	3.00	2	1	0	0	0	6.0	6	2	2	1	2	5	0	0
	Arizona	1-1	7.71	12	1	0	0	0	16.1	24	14	14	1	5	19	0	0
	Kansas City	0-0	5.59	14	0	0	0	0	19.1	28	15	12	0	8	19	2	0
Major Totals		24-36	4.79	115	81	0	0	0	450.2	483	263	240	61	148	462	6	0
Minor Totals		25-11	2.10	59	58	0	0	0	295.1	260	97	69	12	60	298	21	2
# Injury rehab																	

Career Hitting

Yr	Club	AVG	G	AB	R	H	2B	3B	HR	RBI	SH	SF	HB	BB	SO	SB	CS	OBP	SLG	E
16	St. Louis	.385	9	13	1	5	0	0	0	0	0	0	0	4	0	0	0	.385	.385	1
17	St. Louis	.158	15	19	2	3	0	0	0	1	3	0	0	1	9	0	0	.200	.158	1
18	St. Louis	.158	34	38	4	6	0	0	0	2	7	0	0	1	14	0	0	.179	.158	2
19	Arizona	.105	13	19	2	2	0	0	1	4	1	1	0	0	11	0	0	.100	.263	0
21	Arizona	.105	13	19	1	2	0	0	0	1	2	0	0	1	12	0	0	.150	.105	1
Major Totals		.167	115	108	10	18	0	0	* 1	8	13	1	0	3	50	0	0	.188	.194	6

* Only career home run on 3/31/19 for Ari vs LAD (2-run off Pedro Báez)

SINGLE-SEASON CAREER HIGH STREAKS

Scoreless Streak By Game: 6g, 7/1-7/23, 2022; **Scoreless Streak By Inning:** 17.1, 5/5-9/1, 2021;
Winning Streak: 7g, 8/2-9/20, 2017; **Losing Streak:** 6g, 8/23-9/26, 2020



BRANDON

@therealbill

LHP

WILLIAMSON 55

Age: 24 Ht.: 6-6 Wt.: 210 Bats: R Throws: L ML Service: 0.000

Born: 4/2/98 Birthplace: Fairmont, MN Resides: Trimont, MN

Acquired: From the Mariners, along with RHP Justin Dunn, OF Jake Fraley and a player to be named (RHP Connor Phillips, 3/29/22), for 3B Eugenio Suárez and OF Jesse Winker, March 14, 2022.

Contract: Signed through 2023 season, under team control through 2028.

2023 REDS

CAREER HIGHLIGHTS

- Turns 25 years old on the fourth day of the 2023 season.
- Entered the 2023 season rated by *Baseball America* the 10th-best prospect in the organization.
- Was selected by the Mariners in the second round (59th overall) of the June 2019 first-year player draft...was signed by Jordan Bley.
- When added to the 40-man roster on 11/15/22 was rated by MLB.com the No. 6 prospect in the organization.
- Prior to his March 2022 trade to the Reds, was rated 83rd in *Baseball America's* Top 100 list as the Mariners' fifth-best prospect.
- Was traded along with player to be named RHP Connor Phillips (3/29/22), who was rated by *Baseball America* the 12th-best prospect in the Mariners' organization and by MLB Pipeline the 15th-best in their system.
- When acquired by the Reds in March 2022, his curveball was rated the best in the Mariners' organization.
- In 2019 and 2021 was an MiLB.com Mariners Organization All-Star.
- In 2021 averaged 14.0 strikeouts per 9 innings, highest ratio among all Mariners farmhands and fifth-best in the minor leagues...that season also led Mariners minor leaguers in strikeouts (153) while ranking fifth in innings pitched (98.1).
- Spent the 2020 COVID season at the Mariners' alternate training site in Tacoma.
- Following the 2019 season, his first as a professional, was rated by MLB Pipeline the 16th-best prospect in the Mariners' organization.

BASEBALL AMERICA'S TOP 10 REDS PROSPECTS

1. Elly De La Cruz, IF
2. Noelvi Marte, IF
3. Edwin Arroyo, IF
4. Cam Collier, IF
5. .. C. Encarnacion-Strand, IF
6. Chase Petty, RHP
7. Spencer Steer, IF
8. Sal Stewart, IF
9. Connor Phillips, RHP
10. .. Brandon Williamson, LHP

2022 SEASON

- During spring training was acquired from the Mariners in the 6-player trade that sent 3B Eugenio Suárez and OF Jesse Winker to Sea.
- After the trade, joined the Reds for the rest of Major League spring training camp.
- In his first season in the organization went 6-7, 4.11 in 27 starts for Class AA Chattanooga and Class AAA Louisville.
- Ranked among Reds minor league pitching leaders in starts (T1st, 27), innings pitched (3rd, 122.2), opponents' BA (3rd, .246), ERA (4th, 4.11), strikeouts (5th, 123) and WHIP (8th, 1.56).
- Began the season at Chattanooga...on 6/28 was promoted to Louisville.
- Was added to the 40-man roster at the 11/15 restricted list deadline, along with IF Elly De La Cruz, RHP Ricky Karcher, IF Noelvi Marte, RHP Lyon Richardson and RHP Levi Stoudt.

2021 SEASON

- In 19 starts at Class A Everett and Class AA Arkansas combined to go 4-6, 3.39 ERA (98.1ip, 153k).
- In 13 of his 19 starts recorded at least 8 strikeouts.
- Averaged 14.0 strikeouts per 9 innings, highest ratio among all Mariners farmhands and fifth-best in the minor leagues.
- Led Mariners minor leaguers in strikeouts (153) while ranking fifth in innings pitched (98.1).

PERSONAL: In 2016 graduated from Martin County West High School in Sherburn, MN...spent 2 seasons (2017-2018) at North Iowa Area Community College...prior to the 2019 season transferred to Texas Christian University, where he was a teammate of LHP Nick Lodolo.

WILLIAMSON'S CAREER TRANSACTIONS

- Was selected by the Mariners in the second round (59th overall) of the June 2019 first-year player draft. Was signed by Jordan Bley.
- Was acquired by the Reds, along with RHP Justin Dunn, OF Jake Fraley and a player to be named (RHP Connor Phillips, 3/29/22), for 3B Eugenio Suárez and OF Jesse Winker, March 14, 2022.

Career Pitching

Yr	Club	W-L	ERA	G	GS	CG	SHO	SV	IP	H	R	ER	HR	BB	SO	WP	BK
19	Everett - A	0-0	2.35	10	9	0	0	0	15.1	9	6	4	0	5	25	1	0
21	Everett - A	2-1	3.19	6	6	0	0	0	31.0	21	11	11	4	10	59	0	0
	Arkansas - AA	2-5	3.48	13	13	0	0	0	67.1	62	33	26	7	23	94	8	1
22	Chattanooga - AA	5-2	4.14	14	14	0	0	0	67.1	61	31	31	5	40	74	2	2
	Louisville - AAA	1-5	4.07	13	13	0	0	0	55.1	53	27	25	4	37	49	1	1
Minor Totals		10-13	3.69	56	55	0	0	0	236.1	206	108	97	20	115	301	12	4



ALEX YOUNG

@AlexYoung_23

LHP

48

Age: 29 Ht.: 6-3 Wt.: 220 Bats: L Throws: L ML Service: 2.143

Born: 9/9/93 Birthplace: Westlake, OH Resides: Fort Worth, TX

Acquired: Was signed to a minor league contract and invited to 2023 Major League spring training camp, January 17, 2023.

Contract: Signed through the 2023 season and under team control through 2026.

Non-Roster

CAREER HIGHLIGHTS

- Was the first pick of the second round (43rd overall), by the Diamondbacks, of the June 2015 first-year player draft.
- In 2020 and 2021 was on the Diamondbacks' Opening Day roster.
- On 6/27/19 at SF won his Major League debut...started the Diamondbacks' 5-1 win (5ip, 3h, 1er, 1bb, 5k, 1hbp, Brandon Belt solo HR, 74 pitches).
- In the 2-0 Diamondbacks win on 9/17/19 at Cin's Great American Ball Park recorded a career-high 12 strikeouts (8ip, 2h, 1bb, 109 pitches)...was the longest appearance of his Major League career.
- In the 5-3 Diamondbacks win vs Col on 7/7/29 threw 6.0 hitless innings (1bb, 3k, 71 pitches)...the Rockies finished with 4 hits.
- In the 4-3 Diamondbacks win vs Sea on 9/11/20 threw 5.1 innings in the longest relief appearance of his Major League career (2h, 2er, 2bb, 1k, Ty France solo HR, 78 pitches).

10-STRIKEOUT GAMES (1)

Date (Innings)	Strikeouts
9/7/19 for Ari at Cin	12

2022 SEASON

- In 1 start and 24 relief apps for the Diamondbacks and Indians combined to finish 1-1, 2.36.
- In 33 relief apps for their Class AAA affiliates in Columbus and Sacramento went 3-0, 3.34 with 1 save in 2 save chances.
- Was a non-roster invitee to the Indians' Major League spring training camp.
- On 7/14 was designated for assignment.
- On 7/18 was traded to the Giants for cash considerations.
- Following the season elected free agency.
- On 1/17/23 was signed by the Reds to a minor league contract and invited to Major League spring training camp.

PERSONAL: Attended Carmel Catholic High School (Mundelein, IL) and Texas Christian University...in 3 seasons at TCU (2013-2015) went 17-10, 2.39 in 20 starts and 41 relief apps...as a junior in 2015 was first team All-Big 12 and Louisville Slugger All-America second team after finishing 9-3, 2.22...was Texas Christian's starting pitcher in the 2015 NCAA Super Regional vs Texas A&M and was drafted later that day by the Diamondbacks...in that start allowed just 1 run with 10 strikeouts in 6.0 innings in leading TCU to the College World Series with a 16-inning, 5-4 walkoff win...was a 2012 graduate of Carmel Catholic High School...his father, Erik, from 1986-1989 was a 4-year starter and letterman for Baldwin-Wallace College and produced a .381 career batting average and 51 stolen bases...Erik was drafted by the Indians in 1988 and again in 1989, signing in 1989, and in 2005 was inducted into the Baldwin-Wallace Hall of Fame...the family moved to the Chicago area when Alex was a child.

YOUNG'S CAREER TRANSACTIONS

- Was selected by the Rangers in the 32nd round of the June 2012 first-year player draft. Did not sign.
- Was selected by the Diamondbacks in the second round of the June 2015 first-year player draft.
- Was claimed off waivers by the Indians, July 26, 2021.
- Was acquired by the Giants for cash considerations, July 18, 2022.
- Was signed by the Reds to a minor league contract and invited to Major League spring training camp, January 17, 2023.

Career Pitching

Yr	Club	W-L	ERA	G	GS	CG	SHO	SV	IP	H	R	ER	HR	BB	SO	WP	BK
15	ACL D-Backs - R	0-0	0.00	1	1	0	0	0	1.0	0	0	0	0	0	1	0	0
	Hillsboro - A	0-0	1.50	6	1	0	0	1	6.0	5	1	1	0	1	5	0	0
16	Visalia - A	2-7	4.59	12	11	1	0	0	68.2	79	41	35	10	21	56	3	0
	Kane County - A	3-1	2.16	9	9	1	1	0	50.0	39	14	12	1	16	37	4	0
17	Jackson - AA	9-9	3.68	27	24	0	0	0	137.0	125	67	56	12	58	103	3	0
18	Reno - AAA	5-4	5.96	20	12	0	0	0	80.0	99	56	53	12	23	61	0	2
	Jackson - AA	5-1	3.91	9	9	0	0	0	50.2	49	24	22	3	16	48	1	0
19	Reno - AAA	4-3	6.09	20	8	0	0	0	54.2	66	38	37	6	26	64	6	0
	Arizona	7-5	3.56	17	15	0	0	0	83.1	72	40	33	14	27	71	2	0
20	Arizona	2-4	5.44	15	7	0	0	0	46.1	51	30	28	11	14	39	1	0
21	Columbus - AAA	0-0	5.00	8	0	0	0	0	9.0	8	5	5	1	4	7	2	0
	Reno - AAA	1-0	4.50	2	0	0	0	0	4.0	5	2	2	0	0	5	0	0
	Cleveland	0-0	7.84	10	0	0	0	0	10.1	15	9	9	1	7	5	1	0
	Arizona	2-6	6.26	30	2	0	0	0	41.2	50	34	29	11	20	38	2	0
22	Columbus - AAA	3-0	3.66	30	0	0	0	1	32.0	30	14	13	5	7	47	0	0
	Cleveland	0-0	0.00	1	0	0	0	0	0.1	1	0	0	0	0	1	0	0
	Sacramento - AAA	0-0	0.00	3	0	0	0	0	3.0	1	0	0	0	2	3	0	0
	San Francisco	1-1	2.39	24	1	0	0	0	26.1	28	11	7	0	11	20	3	0
Major Totals		12-16	4.58	97	25	0	0	0	208.1	217	124	106	37	79	174	9	0
Minor Totals		32-25	4.28	147	75	2	1	2	496.0	506	262	236	50	174	437	19	2

Career Hitting

Yr	Club	AVG	G	AB	R	H	2B	3B	HR	RBI	SH	SF	HB	BB	SO	SB	CS	OBP	SLG	E
19	Arizona	.040	17	25	1	1	0	0	0	0	0	0	0	0	18	0	0	.040	.040	0
20	Arizona	.000	30	4	0	0	0	0	0	0	0	0	0	4	0	0	0	.000	.000	0
Major Totals		.034	97	29	1	1	0	0	0	0	0	0	0	0	22	0	0	.034	.034	0

SINGLE-SEASON CAREER HIGH STREAKS

Scoreless Streak By Game: 6g (2x), 4/20-5/2, 2021 & 8/3-8/19, 2022; **Scoreless Streak By Inning:** 12.1, 6/27-7/16, 2019;
Winning Streak: 4g, 6/27-7/27, 2019; **Losing Streak:** 3g (3x), Last: 4/1-4/16, 2021

TWITTER HANDLES

Abbott	@andrewabbott33
Antone	@TejayAntone
Arnsberg	@KAmsberg28
Ashcraft	@Doug4212
Benson	@_thekidbilly_
Bracho	@silvinobracho
Busenitz	@abooze32
Casali	@Curtcasali
Cerda	@allancerda24
Cessa	@LuisCessaMX
Cowgill	@Ccowgill12
De La Cruz	@ellylacochoa18
Duarte	@duartedaniel53
Dunn	@Dunn_Deal19
Fairchild	@stustuuu
Farmer	@B_Farm09
Fralei	@jfral_23
Friedl	@TJFriedl1
Gibaut	@igibaut33
Greene	@HunterGreene17
Guerrero	@T_Guerrero55
Gutierrez	@vladimi83418418
Herget	@kherg16
India	@JonathanIndia
Kuhnel	@JoelKuhnel
LaMonte	@lamonte_tim77
Law	@DerekLaw64
Legumina	@casey_legumina4
Leichman	@alonleichman2
Lively	@BenLively19
Lodolo	@nicklodolo
Lopez	@alejo_lopez9
Marte	@MarteNoelvi
Martin	@richiemartinjr
McGarry	@alex_mcgarry30
McLain	@mattmcclain_
Myers	@wilmyers
Newman	@OfficialKBN
Norris	@DanielNorris18
Overton	@Covert0n6
Phillips	@Phillip_Connor
Ramos	@HRRamos14_
Reynolds	@ReyRey_5
Robinson	@Crob_20
Santillan	@tony_santi19
Senzel	@LiSenzie
Siani	@mikesiani6
Sims	@LSims_
Singley	@joe_singley
Solak	@Nick_Solak
Solomon	@SoloJared11
Steer	@spenc_er
Stephenson	@Tyler_Step22
Stoudt	@Lvstoudty
Tracy	@mjtracy17
Vosler	@VoslerJason
Votto	@JoeyVotto
Weaver	@DreamWeava7
Williamson	@therealwill
Young	@AlexYoung_23

MAJOR LEAGUE SERVICE TIME

Pitchers	
Abbott 0.000
Antone 3.000
Ashcraft 0.136
Bracho 3.099
Busenitz 0.156
Cessa 5.131
Cruz 0.035
Diaz 1.000
Duarte 1.000
Dunn 3.020
Farmer 5.140
Gibaut 1.077
Greene 1.000
Guerrero 2.004
Gutierrez 1.127
Herget 0.023
Karcher 0.000
Kuhnel 1.041
Law 3.081
Legumina 0.000
Lively 0.159
Lodolo 1.000
Norris 7.063
Overton 1.041
Phillips 0.000
Richardson 0.000
Sanmartin 0.147
Santillan 1.090
Sims 4.014
Solomon 0.029
Stoudt 0.000
Weaver 5.112
Williamson 0.000
Young 2.143
Catchers	
Casali 6.151
Maile 5.148
Pereda 0.000
Robinson 0.045
Romine 8.148
Stephenson 2.056
Infielders	
Barrero 1.082
De La Cruz 0.000
Encarnacion-Strand 0.000
India 2.000
Lopez 0.140
Marte 0.000
Martin 2.138
McGarry 0.000
McLain 0.000
Newman 4.046
Pinder 6.047
Reynolds 2.093
Solak 2.126
Steer 0.035
Vosler 0.109
Votto 15.027
Outfielders	
Benson 0.066
Cerda 0.000
Fairchild 0.136
Fralei 2.097
Friedl 0.112
Myers 9.104
Ramos 0.029
Senzel 3.150
Siani 0.015

BIRTHDAYS

January	
9 Tayron Guerrero
11 Ely De La Cruz
11 Nick Solak
18 Lyon Richardson
February	
5 Nick Lodolo
6 Luke Maile
11 Graham Ashcraft
19 Joel Kuhnel
20 Buck Farmer
March	
5 Ben Lively
17 Stuart Fairchild
28 Fernando Cruz
29 Chad Pinder
April	
2 Brandon Williamson
3 Kevin Herget
5 Jose Barrero
15 Henry Ramos
15 Reiver Sanmartin
15 Tony Santillan
18 Jhonny Pereda
25 Luis Cessa
25 Daniel Norris
May	
4 Connor Phillips
5 Alejo Lopez
10 Lucas Sims
11 Alex McGarry
25 Jake Fralei
June	
1 Andrew Abbott
10 Jared Solomon
16 Will Benson
19 Casey Legumina
29 Nick Senzel
July	
16 Michael Siani
17 Silvano Bracho
24 Connor Overton
August	
4 Kevin Newman
6 Hunter Greene
6 Matt McLain
14 TJ Friedl
16 Tyler Stephenson
21 Luke Weaver
22 Alan Busenitz
September	
6 Jason Vosler
9 Alex Young
10 Joey Votto
14 Derek Law
18 Vladimir Gutierrez
18 Ricky Karcher
22 Justin Dunn
28 Alex Diaz
October	
16 Noelvi Marte
November	
9 Curt Casali
11 Graham Ashcraft
19 Ian Gibaut
22 Austin Romine
24 Allan Cerda
December	
1 Christian Encarnacion-Strand
3 Matt Reynolds
4 Daniel Duarte
4 Levi Stoudt
5 Tejay Antone
7 Spencer Steer
10 Wil Myers
14 Chuckie Robinson
15 Jonathan India
22 Richie Martin

2023 NOTES





SCOUTING AND PLAYER DEVELOPMENT

SS Elly De La Cruz received the 2022 Sheldon "Chief" Bender Award as the organization's Minor League Player of the Year. He also was Baseball America's Reds Minor League Player of the Year, Minor League Baseball's Top Prospect in the Midwest League and participated in Major League Baseball's SiriusXM All-Star Futures Game at Dodger Stadium. In 120 appearances at Class A Dayton and Class AA Chattanooga, De La Cruz hit .304 with 28 HR, 47 stolen bases and a .945 OPS to become the first minor league player since George Springer in 2013 to hit .300 with at least 25 HR and 40 stolen bases. He led all Reds minor leaguers in hitting, hits, doubles, triples, HR, extra-base hits, total bases, RBI, runs, slugging percentage and OPS. In Baseball America's season-ending tools issue, Elly was rated by field managers the Midwest League's most exciting player, best batting prospect, best power prospect and fastest base runner. The Sabana Grande de Boya native played for Licey in the Dominican Winter League, where he was named the DWL Position Player of the Week in the first week of action.

2023 SCOUTING DEPARTMENT

PROFESSIONAL SCOUTING

Rob Coughlin Senior Director, Professional Scouting
 Daniel Beattie Coordinator, Professional Scouting
 Cam Bonifay Special Assistant to GM, Player Personnel
 "J" Harrison Special Assistant to the GM
 John Morris Special Assistant to the GM
 Jeff Schugel Special Assistant to the GM
 Greg Baker Professional Scout
 Gary Glover Professional Scout
 Joe Jockey Professional Scout
 Ben Jones Professional Scout
 Mick Mattaliano Professional Scout
 Jeff Morris Professional Scout
 Terry Reynolds Professional Scout
 Steve Roadcap Professional Scout
 Rob Fidler Manager, Pacific Rim Scouting
 Dan Kim Scout, South Korea
 Jamey Storvick Scout, Pacific Rim
 Ryo Shinkawa Consultant, Japan

AMATEUR SCOUTING

Joe Katuska Director, Amateur Scouting
 Paul Pierson Assistant Director / Midwest Cross Checker

CROSS CHECKERS

Bill Byckowski East Coach Cross Checker
 Nick Christiani Coord., Pitching Acquisition & Development
 Rex De La Nuez West Coast Cross Checker
 Jerry Flowers National Cross Checker
 Will Harford National Cross Checker
 Mark McKnight National Cross Checker
 Greg Zunino Southeast Cross Checker

SCOUTING SUPERVISORS

Charlie Aliano Carolinas Supervisor
 Rick Allen Central California Supervisor
 Rich Bordi Northern California Supervisor
 Sean Buckley Central Florida Supervisor
 John Cetrini Northeast Supervisor
 Dan Cholowsky Four Corners Supervisor
 Andrew Fabian South Florida Supervisor
 Tyler Gibbons Great Lakes Supervisor
 Jerel Johnson Georgia Supervisor
 Mike Keenan Midwest Supervisor
 Eddie Lehr Atlantic Supervisor & Analyst
 Brandon Marr Northwest Supervisor
 Mike Misuraca Southern California Supervisor
 Mike Partida South Texas / Louisiana Supervisor
 Jonathan Reynolds South Supervisor
 Paul Scott North Texas / Arkansas Supervisor
 Juan Silva Puerto Rico Scout
 Andy Stack Upper Midwest Supervisor

INTERNATIONAL SCOUTING

Trey Hendricks Senior Director, International Scouting
 Greg McMillin Assistant Dir., Player Develop & Intl Scouting
 Hernán Albornoz Director, South America Scouting
 Emmanuel Cartagena Director, Caribbean Scouting
 Matt Gaski International Cross Checker
 Boomer Prinstein International Cross Checker
 Phil Stringer International Cross Checker
 Dargello Lodowica Caribbean Cross Checker
 Ricardo Quintero Supervisor, Venezuela
 Jose Diaz Coordinator, Dominican Republic
 Grayson Skweres International Scouting Analyst
 Mat Everingham Scout, Australia
 Donald Lutz Scout, Australia
 Brian Armbrister Scout, Bahamas
 Jean Tome Scout, Brazil
 Jose Valdelamar Scout, Colombia
 Luis Aguero Video Scout, Dominican Republic
 Edgar Melo Scout, Dominican Republic
 Victor Nova Scout, Dominican Republic
 Jenfry Del Rosario Scout, Dominican Republic
 Manuel Nuñez Scouting Assistant, Dominican Republic
 Mauro Mazzotti Scout, Europe
 Alex Ahumada Scout, Mexico
 Evert-Jan 't Hoen Scout, Netherlands
 Gustavo Martinez Scout, Nicaragua
 Concepción Rodríguez Scout, Panama
 Ivan Mora Scout, Venezuela
 Victor Serrano Scout, Venezuela
 Aguido Gonzalez Scout, Venezuela
 Pedro Alcalde Scouting Assistant, Venezuela
 German Arteaga Scouting Assistant, Venezuela
 Miguel Montero Video Scout, Venezuela

AMATEUR BASEBALL LIAISONS

Denny Nagel Cincinnati, OH
 Lee Seras Greer, SC
 Juan Silva Yobucoa, Puerto Rico

VIDEO

Alec Benavides Video Scout
 Kevin Buckley Video Scout



Barton Scout of the Year Award

Mike Misuraca Named 2022 Winner

Southern California Supervisor **Mike Misuraca** is the 2022 recipient of the **Barton Scout of the Year Award**, presented annually to the Reds amateur scout who exemplifies the spirit of 3 generations of scouting excellence in the Barton family (Larry Sr., Larry Jr., Jeff). The award recognizes not only scouting excellence but also thorough coverage, work ethic, loyalty, dedication and professionalism.

Misuraca joined the Reds in January 2004 covering the Mid-Atlantic region and since January 2005 has worked in Southern California. He scouted and signed Major Leaguers Justin Turner, Tyler Mahle, Michael Lorenzen, Danny Dorn and Jeff Stevens.

Previous winners of the award include West Coast Cross Checker **Rex De La Nuez** (2017), Scouting Supervisor **Ben Jones** (2018), Southeast Cross Checker **Greg Zunino** (2019), Scouting Supervisor **Jeff Brookens** (2020) and Upper Midwest Scouting Supervisor **Andy Stack** (2021).

Professional Scouting



Rob Coughlin



Daniel Beattie



Cam Bonifay



"J" Harrison



John Morris



Jeff Schugel



Greg Baker



Gary Glover



Joe Jockey



Ben Jones



Mick Mattaliano



Jeff Morris



Terry Reynolds



Steve Roadcap



Rob Fidler



Dan Kim



Jamey Storvick



Ryo Shinkawa

Amateur Scouting



Joe Katuska



Paul Pierson

Cross Checkers



Bill Byckowski



Nick Christiani



Rex De La Nuez



Jerry Flowers



Will Harford



Mark McKnight



Greg Zunino

Scouting Supervisors



Charlie Aliano



Rick Allen



Rich Bordi




Sean Buckley



John Ceprini



Dan Cholowsky



Andrew Fabian



Tyler Gibbons



Jerel Johnson



Mike Keenan



Eddie Lehr



Brandon Marr



Mike Misuraca



Mike Partida



Jonathan Reynolds



Paul Scott



Juan Silva



Andy Stack

International Scouting



Trey Hendricks



Greg McMillin



Hernán Albornoz



E. Cartagena



Matt Gaski



Boomer Prinstein



Phil Stringer



Dargello Lodowica



Ricardo Quintero



Jose Díaz



Grayson Skweres

Video



Alec Benavides



Kevin Buckley



IN MEMORIAM

Jeff Brookens
Scouting Supervisor
1952–2022

2023 PLAYER DEVELOPMENT DEPARTMENT

PLAYER DEVELOPMENT

Shawn Pender Vice President, Player Development
 Jeremy Farrell Senior Director, Player Development
 Greg McMillin .. Asst. Dir. of Player Development / Intl Scouting
 Eric Davis Special Assistant, Player Performance
 Bill Doran Special Assistant, Player Performance
 Barry Larkin Special Assistant, Business & Baseball Ops
 Mario Soto Special Assistant, Player Performance
 Melissa Hill Coordinator, Baseball Administration
 Mitchell Bonds Coordinator, Minor League Video & Tech
 Chris Gabriel Specialist, Minor League Video & Tech

ARIZONA OPERATIONS

Mike Saverino Manager, Arizona Operations
 Branden Croteau Coordinator, Arizona Operations

ARIZONA OPERATIONS EQUIPMENT STAFF

Jonathan Snyder Minor League Equipment Manager
 John Bryk Minor League Clubhouse Assistant

MINOR LEAGUE FIELD COORDINATORS & STAFF

Chris Tremie Field Coordinator
 Luis Bolivar Academies Coordinator
 Joel Noboa Latin America Field Coordinator
 Dave Hansen Hitting Coordinator
 Jim Rickon Hitting Coordinator
 Bryan Conger Pitching Coordinator
 Casey Weathers Pitching Coordinator
 Corky Miller Catching Coordinator
 Jose Nieves Infield Coordinator
 Kevin Mahar Outfield/Baserunning Coordinator
 Simon Mathews ... Asst. Coordinator, Rehab/Pitching Initiatives
 Aaron Bond Rehabilitation Coach

DOMINICAN REPUBLIC ACADEMY

Juan Peralta Academy Director, Latin America Operations
 Joel Rosario Assistant, Latin America Operations
 Carlos Fernandez Technology Assistant, Latin America Ops
 Jorge Mena DR Video Assistant, Latin America Operations
 Raul Aquino Clubhouse Manager, Latin America Operations
 Wander Perez ... Clubhouse Assistant, Latin America Operations
 Angel Gomez Handyman, Latin America Operations
 Antonio Perez Driver, Latin America Operations

HEALTH & PERFORMANCE

Aaron Cunanan Director, Applied Sports Science
 Jason Stone Coordinator, Applied Sports Science
 Patrick Serbus Director, Minor League Athletic Training
 Clete Sigwart Manager, Athletic Training
 Manuel Lopez Latin America Medical Coordinator
 Dr. Vanessa Shannon Director, Mental Skills
 Connor Ryan Mental Performance Coach
 Rafael Dubois Mental Performance Coach
 Rachel Sharley Minor League Dietician
 Danny Escobar Strength & Conditioning Coordinator
 Kenny Matanane Asst. S&C Coordinator / Rehab Coach
 Becky Schnakenberg Manager, Wellness & Education
 Kaitlin Beltre Education Coordinator
 Tim Rosenbaum Life Skills Supervisor
 Rafael Castillo Wellness Coach
 Eric Gonzalez Director, Rehabilitation & Physical Therapy
 Garrett Valls Coordinator, Rehabilitation & Physical Therapy
 Zach Mason Physical Therapist, Goodyear
 Ariana Calderon Physical Therapist, Dominican Republic



Shawn Pender



Jeremy Farrell



Greg McMillin



Eric Davis



Bill Doran



Barry Larkin



Mario Soto



Melissa Hill



Mitchell Bonds



Chris Gabriel



Mike Saverino



Branden Croteau



Jon Snyder



John Bryk



Jorge Mena



Raul Aquino



Wander Perez



Angel Gomez



Antonio Perez

PLAYER DEVELOPMENT COORDINATORS

CHRIS TREMIE - Field Coordinator

Chris Tremie is in his fifth season in the organization after 12 years as a member of the Cleveland's player development staff, managing at every level in the Indians' system. He spent the shortened 2020 COVID-19 season assigned to the Reds' alternate spring training site in Mason, Ohio. Chris' minor league managerial career began in 2006 for the GCL Indians, where he also served as the organization's catching coordinator. He also managed at Lake County (2007), Kinston (2008-2009), AZL Indians (2010), Akron (2011-2012) and Columbus (2013-2018). He won the Eastern League championship with Akron in 2012 and the Governors' Cup title while with Columbus in 2015. Tremie played professionally for 14 seasons in 6 organizations (Chicago-AL, Philadelphia, Texas, Pittsburgh, Florida, Houston). He made his Major League debut with the White Sox in 1995 and played professionally through 2005 before retiring and starting his coaching and managing career. His son, Cade, was drafted by the Indians in the 35th round in 2015. Chris and wife Percilla reside in the Houston area with children Cade, Reagan, Page and Kaden.


LUIS BOLÍVAR - Academies Coordinator

Luis Bolívar is in his 11th season on the player development coaching staff, his fourth as academies coordinator. He oversees all on-field baseball activity at the Goodyear complex and at the Dominican Republic Academy and assists field coordinator Chris Tremie with the planning and execution of mini-camps. Luis spent the shortened 2020 COVID-19 season assigned to the Reds' alternate spring training site in Mason, Ohio. Bolívar spent the 2017-2019 seasons as the manager at Class A Dayton. Following the 2017 season, Bolívar was named by Baseball America the best manager prospect in the Midwest League. Prior to his managerial duties, he spent 3 seasons as Dayton's hitting coach. In 2013, he served as the hitting coach for the Rookie AZL Reds. Bolívar played 11 professional seasons in the Padres, Reds and Braves systems. From 2002-2009, he appeared at every level in the Reds' minor league chain. On April 7, 2008, while with Chattanooga at Montgomery, Bolívar became only the 11th player in Southern League history to produce 6 hits in a game. He also played in the Venezuelan League, where during the 2006-2007 season

he earned the league's rookie of the year honors. Bolívar finished his playing career in 2010 and lives near Dayton in Vandalia, OH with wife Kelly, daughters Kamryn, Luisa and Zoey and son Enzo.


JOEL NOBOA - Latin America Field Coordinator

Joel Noboa is in his 18th season in the organization. He began his coaching career with the Reds as Dominican Republic field coordinator and also managed for 2 seasons in the Dominican Summer League. During the 2018 off-season, he served as bench coach for Tigres Del Licey in the Dominican Winter League. In 2011, he was named Latin America field coordinator / Latin liaison, overseeing the Dominican Republic and Venezuelan player development operations. Joel also travels to the Reds' minor league affiliates and works with the Latin players in the hitting and mental aspects of the game. He has also served as the hitting coach for Tigres Del Licey in the Dominican Winter League. Noboa spent 4 seasons in the Diamondbacks' organization after signing in 1997. He also played in the Red Sox and Expos' systems. He lives in Santo Domingo with wife Sorange, daughters Nashla (11) and Ashley (11) and son Joel Isaac (7).


DAVE HANSEN - Hitting Coordinator

Dave Hansen is entering his second season with the organization and will serve in a hitting coordinator role alongside Jim Rickon. Hansen most recently was a hitting coordinator for USA Baseball following 3 seasons (2018-2020) as the minor league hitting coordinator for the Giants. He also spent 7 years as hitting coach on the Major League staffs of the Dodgers (2011-2012), Mariners (2013) and Angels (2014-2017). Hansen began his coaching career with Arizona, where he served as a hitting coach and hitting coordinator (2007-2010). Selected by the Dodgers in the second round of the June 1986 amateur draft, he made 1,230 Major League appearances over 15 seasons for Los Angeles (1990-1996, 1999-2002), Chicago Cubs (1997), San Diego (2003-2004) and Seattle (2004-2005). He also played 1 season in Japan with the Hanshin Tigers (1998). Hansen and wife Julie live in southern California with their 3 children and 2 grandchildren.


JIM RICKON - Hitting Coordinator

Jim Rickon (RICK-un) is entering his second season with the organization and will serve in a hitting coordinator role alongside Dave Hansen. Prior to joining the Reds, Rickon spent the previous 23 years in the Indians' player development and scouting departments. From 2018-2021 he analyzed potential player trades and free agent acquisitions for Cleveland's professional scouting and player acquisition department, from 2015-2017 he was the Indians' minor league hitting coordinator, in 2014 he was the hitting coach for their International League Midwest Division champion Columbus affiliate, and from 2002-2013 Jim served as a minor league hitting coach at Class AA Akron, high Class A Kinston, low A Lake County and short-season Mahoning Valley, which won the New York-Penn League championship in 2004 and the Carolina League title in 2006. He was a catcher in the Indians' minor league system from 1999-2002. Jim lives in Hudson, OH with wife Cassie, son Mason and daughters Avery and Campbell.



BRYAN CONGER - Pitching Coordinator

Bryan Conger is in his third season in the organization. Under Major League pitching coach and director of pitching Derek Johnson, he will work with Casey Weathers, also a minor league pitching coordinator, in communicating to minor league pitchers and coaches the overall vision of the pitching department while helping facilitate and drive initiatives, curriculum and content. The Reds' pitching coordinators are charged with ensuring that their minor league pitchers receive individualized instruction on a clearly illustrated path to the Major Leagues and collaborating with every discipline to ensure that all resources are used to develop evolving organizational standards and practices for pitchers to improve mechanics, fundamentals and the quality of their pitches. Conger spent the 2019 and 2020 seasons with the Texas Rangers organization, first as pitching coach for the Rangers' Arizona League team in 2019 and then as a roving pitching instructor/coach. Prior to joining the Rangers, Bryan had a distinguished college coaching career, most prominently as head baseball coach at Tarleton State University (2008-2018). He also served as an assistant coach/recruiting coordinator at the University of Utah (2003-2008), head coach at Cloud County Community College (2002-2003) and assistant coach/recruiting coordinator at Lamar Community College (2000-2002). Bryan holds bachelor's degree in communications and a master's degree in education from Tarleton State University.



CASEY WEATHERS - Pitching Coordinator

Casey Weathers is in his fourth season in the organization, his second as a pitching coordinator in the player development system. Under Major League pitching coach and director of pitching Derek Johnson, he will work with Brian Conger, also a minor league pitching coordinator, in communicating to minor league pitchers and coaches the overall vision of the pitching department while helping facilitate and drive initiatives, curriculum and content. Weathers spent the 2020 and 2021 seasons as rehabilitation coach / Arizona Complex League development coach. He was hired by the Reds after working at Optimum Athletes in Sacramento, CA. Casey pitched for 9 seasons with the Rockies, Cubs, Rays and Indians organizations after he was selected in the first round of the June 2007 first-year player draft by Colorado out of Vanderbilt. He pitched for Team USA on multiple occasions and finished his playing career in 2017 as a member of the American Association's Fargo-Moorhead Redhawks.



CORKY MILLER - Catching Coordinator

After a 17-year professional playing career, Corky Miller is in his ninth season as a roving catching instructor in the Reds' minor league system. During the 2015-2018 seasons, in addition to his roving duties, he worked as Class A Dayton's catching coach. Miller played in parts of 11 Major League seasons with the Reds, Twins, Red Sox, Braves and White Sox. He also played in 10 seasons for Class AAA Louisville, a franchise record. Miller retired as Louisville's all-time leader with 548 games played and 99 doubles. Following the 2000 season he was voted the "player you want most in your clubhouse" and the "player who will make the best future manager" in a *USA Today Baseball Weekly* poll of his Southern League peers. In a 2003 poll of International League managers, Miller was named the league's best defensive catcher. In 2013, at age 37, Corky became the oldest Reds player to start a game at catcher since 37-year-old Bob Scheffing in 1951. On August 31, 2014 at Louisville Slugger Field, the Bats retired his #8. It was the first uniform number retired by the Louisville franchise.



JOSE MIGUEL NIEVES - Infield Coordinator

Jose Nieves is in his 15th season in the organization, his fourth as the infield coordinator after 11 seasons as a minor league manager. In his current role, he is responsible for developing both individualized instruction for each Reds minor league infielder and organization-wide standards and practices for all infielders. His managerial resume includes stops in the Reds' minor league system at the Venezuelan Summer League (2009-2010), AZL Reds (2011-2012, 2016-2019) and Class A Dayton (2013-2015). In addition to his managing duties in Venezuela, he also worked there as the scouting supervisor (2009) and as field coordinator for the Reds Academy (2010). From 1998-2002, Nieves appeared in 212 Major League games as an infielder with the Cubs and Angels. Nieves, 47, resides in Buckeye, AZ with wife Norellys and children Jocsirellys, Jocsellys, Mirellys and Jose Jr..



KEVIN MAHAR - Outfield / Baserunning Coordinator

Kevin Mahar is in his 10th season in the Reds organization, his second as minor league outfield / baserunning coordinator. In 2020 and 2021, he was assigned to the coaching staff at Class AAA Louisville. Mahar spent the shortened 2020 season at the Reds' alternate spring training site in Mason, Ohio. He spent the previous 3 years (2017-2019) as Class A Dayton's bench coach. He returned to the Reds organization in 2017 after working in private business in 2016. Kevin served as Class A Dayton's hitting coach in 2015, a role he also held for Rookie level Billings in 2013 and 2014. The former outfielder in the Texas and Philadelphia organizations played in parts of 7 professional seasons, including 7 games in the Major Leagues for the Rangers in 2007. He collected his first big league hit on May 17, 2007 off Tampa Bay's Scott Kazmir. Mahar is a graduate of Indiana University and earned second-team All-Big Ten honors in 2004. He resides in Jasper, Indiana with wife Atalie and children Malik, Stella, Nash and Cecilia.


SIMON MATHEWS - Assistant Coordinator of Rehabilitation & Pitching Initiatives

Simon Mathews is in his third season in the organization, his first in his current role. In 2021, in his first season as a professional coach he oversaw and implemented the Reds' pitching program at the Dominican Republic Academy. He was rehab pitching coordinator in 2022. Before joining the organization in 2021, Mathews was director of pitching at Push Performance in Tempe, AZ and an online trainer at Driveline Baseball. In both roles, he designed throwing programs for pitchers, with an emphasis on improving movement patterns and velocity, and promoted arm health. Simon pitched in the Angels organization for 3 seasons (2017-2019), including stints at Triple-A Salt Lake in 2018 and 2019. He is a 2017 graduate of Georgetown University, where he pitched after transferring from Temple University, and twice was selected to the Big East All-Academic team. In his senior season at Georgetown, he established a single-season school record for strikeouts. Simon has a bachelor of arts degree in political economy with minors in Spanish and Portuguese.


AARON BOND - Rehabilitation Coach

Aaron Bond is in his first season in the organization. He joins the Reds following a 14-month stint as the director of baseball administration for the Pioneer League, one of Major League Baseball's independent partner leagues. The former outfielder was selected by the Giants in the 12th round of the June 2017 first-year player draft and played professionally for 3 seasons (.179g, .240, 26 2b, 12 3b, 29hr, 111 rbi, 28sb). He previously was selected by the Cardinals in the 39th round of the June 2016 draft but elected to return to top-ranked San Jacinto College in Houston for his junior season. At San Jacinto College, his team twice finished as runner-up in the Junior College World Series. Bond graduated from South Bend (IN) Clay High School.


DOMINICAN REPUBLIC ACADEMY

JUAN PERALTA - Academy Director, Latin America Operations

Juan Peralta is in his 20th season with the organization and serves as the Latin America Academy Director. As the long-time director of the Reds' academy in the Dominican Republic, under his supervision the organization produced Major Leaguers Johnny Cueto, Juan Francisco and Aristides Aquino. Juan is responsible for the day-to-day administration of the Dominican Academy complex, but he also has served roles as a scouting supervisor and in player development in Latin America. He is on the board of directors of the Jose B. autista Foundation, which helps young Dominican baseball players earn sport scholarships to American universities. A graduate of Troy State University USA, where he received a baseball scholarship, Juan lives in Santo Domingo, DR with wife Veronica and children Sebastian and Miranda.


JOEL ROSARIO - Assistant, Latin America Operations

Joel Rosario is in his first season in the organization. He joins the Reds after 9 months working for Major League Baseball in its baseball operations and investigations department. Rosario has a bachelor's degree in law from the Universidad Iberoamericana (UNIBE) and 4 years of work experience in corporate law, business & financial law, regulated markets and sports law.


CARLOS FERNANDEZ - Technology Assistant, Latin America Operations

Carlos Enrique Fernandez Gonzalez is in his ninth season in the organization, his third in the applied sports science department and his first year with the title of technology assistant. He spent his first 6 seasons in baseball operations at the Reds' Dominican Republic Academy, including 2022 as the complex' applied sports science tech. Fernandez began his career in the baseball operations department for Major League Baseball. The Santo Domingo native received a bachelor's degree in business administration and finance from Pontificia Universidad Catolica Madre y Maestra in Santo Domingo, where he also played baseball. He earned a master's degree in project management from Universidad Isabel I in Burgos, Spain. Carlos resides in Santo Domingo with wife Yoka and 2-year-old daughter Eva Luna.

HEALTH AND PERFORMANCE



JASON STONE - Applied Sports Science Coordinator, M.S.

Jason Stone is in his first season in the organization. The Brookville, Ohio native joins the Reds from The Ohio State University, where he worked as a member of the performance innovation team and human performance collaborative providing support for more than 1,000 student-athletes across more than 30 varsity sports. Before working at OSU, he was as a performance scientist for teams at West Virginia University, including men's basketball. Jason has applied research experience at WVU's Rockefeller Neuroscience Institute and the 711th Human Performance Wing's STRONG Lab at Wright Patterson Air Force Base. He holds a bachelor's degree in kinesiology & health from Miami University, a master's degree in exercise physiology from TCU and is in the process of completing his PhD in applied sport science at WVU. Stone lives in Goodyear with dogs Cooper and Griffey.



CLETE SIGWART - Manager of Athletic Training, ATC

Clete Sigwart is in his 14th season in the organization, his fourth in the position of manager of athletic training. He spent the previous 8 years with the Arizona League Reds and will remain based out of the Goodyear complex. Sigwart previously worked in Goodyear (2010, 2013), Class A Bakersfield (2011) and Rookie Billings (2012). He was voted by his peers the Athletic Trainer of the Year in 1997 in the Florida State League, in 2011 in the California League and in both 2013 and 2018 in the Arizona League. In 2013, he was named Minor League Athletic Trainer of the Year and was a finalist for that award again in 2018. In September 2012, Clete worked with Team Germany during the 2013 World Baseball Classic's qualifying round and worked with Team Venezuela in the March 2017 WBC. In 2014, Clete served on the medical staff for the U.S. team at the

SiriusXM All-Star Futures Game in Minneapolis and for the second straight year worked for Bravos de Margarita in the Venezuelan Winter League. In 2017 he worked for Lacey in the Dominican Winter League. Before joining the Reds, Sigwart spent 10 seasons in the Phillies' minor league system and in 1999 worked for Aguilas in the Venezuelan Winter League. In 1992, he also worked for the Sacramento Attack of the Arena Football League. A graduate of Ponderosa High School in Shingle Springs, CA, Sigwart earned a bachelor's degree in physical education from California State University, Sacramento. Clete lives in Litchfield Park, AZ with his wife, Tacie, and daughter, Haley. Their son, Blake, served 4 years in the U.S. Air Force.



MANUEL LOPEZ - Latin America Medical Coordinator, ATC, CSCS, M.S.

Manuel Lopez is in his third season in the organization after spending 14 seasons with the Orioles, including the last 12 years (2009-2020) in a similar coordinator role. He serves the Reds as the coordinator for all international scouting medical topics. Lopez is in his 18th year in professional baseball, including positions with the Dodgers in 2004 as a Gulf Coast League strength and conditioning intern at Vero Beach, with the Rangers in 2005 as a Midwest League strength and conditioning intern at Class A Clinton and with the Orioles in 2006 as an assistant athletic trainer/strength and conditioning coach at Class A Aberdeen. Originally from Waukegan, IL, he graduated in 2004 from Rockford College with a bachelor's degree in exercise science and in 2006 from the University of California at Pennsylvania with a master's degree in science and rehabilitation exercise.



CONNOR RYAN - Mental Performance Coach, M.S., M.A.

Connor Ryan is in his first season in the Reds' player development department. The former pitcher was drafted by the Reds in the eighth round of the June 2017 first-year player draft out of the University of Illinois at Chicago (UIC). In his 2 professional seasons as a player (2017-2018), he recorded 9 saves in 46 relief appearances for Rookie Billings and Class A Dayton. After his baseball playing career ended, Ryan received from Adler University a dual master's degree in sport & human performance and clinical mental health counseling and began working with youth, collegiate and professional baseball players to train their mental skills and optimize their athletic performances.



RAFAEL DUBOIS - Mental Performance Coach, M.S.

Rafael Dubois is in his first season in the organization. He spent the previous 5 years with the Blue Jays as a mental performance coach for their high performance department. Dubois began his professional baseball career with internships with the Orioles and Red Sox. In 2016, he received a master's degree in sport and performance psychology, with a minor in business, from Barry University. Rafael played high school and independent baseball in his native Venezuela.



RACHEL SHARLEY - Minor League Dietician, M.S., RDN, LDN

Rachel Sharley is in her first season in the organization, her third in professional baseball. She spent the previous 2 seasons in the Pirates' player development system, in 2021 at the team's alternate training site & Class AA Altoona and then in 2022 as the team dietician for their Florida Complex League team with oversight at low Class A Bradenton and advanced Class A Greensboro. Sharley earned her bachelor's degree in dietetics in 2018 and in 2021 completed her dietetic internship and master's degree in sports nutrition, both at Florida State University. She is a native of Orlando, FL and resides in Goodyear, AZ.



DANNY ESCOBAR - Strength & Conditioning Coordinator, CSCS, RSCC

Danny Escobar is in his second season in the organization after having spent the previous 7 years (2015-2021) in the strength and conditioning department of the Angels. He began his professional baseball career as an affiliate-level coach from 2015-2017 and then in 2018 was the introductory return to performance coordinator. From 2019-2021, just prior to joining the Reds, he was the Angels' minor league strength and conditioning coordinator. Escobar competed in the short sprints as a collegiate athlete for Paradise Valley Community College before earning a degree in exercise science from Northern Arizona University (2014). Danny resides in Phoenix with his wife, Steffani, and their dog, Beth.



KENNY MATANANE - Asst. S&C Coord./Rehab Coach, M.S., RSCC*D, CSCS, USAW

Kenny Matanane is in his second season in the organization, his first as assistant minor league strength and conditioning coordinator / rehabilitation coach and his 10th in professional baseball. Before joining the Reds in 2022 as strength and conditioning coach at Class AAA Louisville, he spent the previous 7 years (2015-2021) as a strength and conditioning coach in the Phillies' player development system. Matanane also worked in the strength and conditioning departments at the University of Washington (2005), Seattle Seahawks (2008-10), Pittsburgh Pirates (2011) and Washington State University (2011-15). He earned a master's degree in health and human performance (2007) and a bachelor's degree in exercise science (2005) from Central Washington University. Originally from Bremerton, WA, Kenny and his wife Janette reside in Clearwater, FL.



BECKY SCHNAKENBERG - Manager of Wellness & Education, M.C., LPC

Becky Schnakenberg is in her fifth season in the organization, her 26th year in professional baseball. Through her company, she previously provided counseling and education services to multiple teams, including the Reds. She earned a bachelor's degree in Spanish and a master's in counseling and is a licensed professional counselor. Becky is the author of multiple language-learning baseball books, one of which is featured in a permanent exhibit in the Baseball Hall of Fame and Museum in Cooperstown.



KAITLIN BELTRE - Education Coordinator, M.A.

Kaitlin Beltre is entering her first season full-time with the organization after serving in a consulting role for the previous 4 years. As education coordinator, she will oversee the English language and culture classes as well as the high school diploma program. Beltre is a proud graduate of the University of Minnesota, with a bachelor's degree in Journalism, and she received her master's degree from Hamline University in Teaching English to Speakers of Other Languages. She resides in Arizona with her husband, Michael.



TIM ROSENBAUM - Life Skills Coordinator

Tim Rosenbaum returns for his fourth season in the organization. From 2019-2021, he worked in the Reds' baseball operations department as a data collection specialist before joining the Marlins' video department for the 2022 season. Before his first stint with the Reds' health and performance group, Rosenbaum began his career in professional baseball in the Royals' organization as a video manager in 2017 and 2018. The Indiana native went to Ball State University, where he majored in sports management.



RAFAEL CASTILLO - Wellness Coach

Rafael Castillo is in his fifth season in the organization. He will work with the Reds' Dominican Republic academy players on the mental aspect of their games. Castillo holds a degree in sociology and specializes in education and sports psychology. He has more than 40 years' experience working with professional tennis players and has worked in professional baseball for the last 17 years.



GARRETT VALLS - Coordinator of Rehabilitation & Physical Therapy, PT, DPT, SCS

Garrett Valls is in his second season in the organization, his first in his new role following 1 year as a physical therapist. He joined the Reds after 2 years as a physical therapist on the human performance team of the 56th Fighter Wing at Luke Air Force Base in Glendale, Arizona. Previously, Garrett was the rehabilitation coordinator for the Blue Jays and completed an upper extremity athlete fellowship with the Royals / ATI Physical Therapy. The native of Kennebunk, Maine earned his bachelor's degree in rehab science from Northeastern University in 2015 and his doctorate of physical therapy, with a concentration in sports medicine and strength and conditioning, from Northeastern in 2016. Valls became a board certified sports clinical specialist in 2018, following completion of ATI Physical Therapy's sports physical therapy residency. He lives in Phoenix.



ZACH MASON - Physical Therapist, Goodyear, DPT

Zach Mason is in his first season in the organization. He joins the Reds after spending last year at an outpatient practice in Tampa, where he worked with a variety of athletes ranging from the youth to professional level. Mason earned his undergraduate degree and doctorate of physical therapy at Misericordia University (Dallas, PA), where he was a 4-year member of the baseball team. He is a native of Manahawkin, NJ and attended Southern Regional High School in Stafford Township, NJ.




ARIANA CALDERON - Physical Therapist, Dominican Republic, PT, DPT, SCS

Ariana Calderon is in her first season in the organization. She earned a bachelor's of science in kinesiology, specializing in exercise science, while playing soccer for the University of Texas at San Antonio and received her doctorate in physical therapy from the University of St. Augustine in Austin, Texas. After graduation, Calderon completed a sports residency program with BodyCentral Physical Therapy in Tucson, Arizona, working with local high schools and the professional soccer team. She became a board-certified sports clinical specialist in March of 2022. That year she also completed an upper extremity athlete fellowship with the Cincinnati Reds and BodyCentral. Born in Costa Rica and fluent in Spanish, Ariana lives in Goodyear, Arizona.

VIDEO & TECHNOLOGY SPECIALISTS



Mitchell Glessner
Louisville




Nick Mundy
Chattanooga



David Mandelberg
Dayton



Andres Borges
Daytona



Tyler Ricketts
ACL Reds



Jake Heilman
ACL Reds



Leandro Tejeda
DSL Reds



2023 NOTES



2023 AFFILIATES



LOUISVILLE BATS - AAA

401 East Main St., Louisville, KY 40202
(502) 212-2287 * www.batsbaseball.com

Class / League / Season AAA / International / 24th
Stadium Louisville Slugger Field
President Greg Gaiette
Manager Pat Kelly
Pitching Coach Virgil Vasquez
Hitting Coach Alex Peláez
Coach Vince Harrison
Coach Mike Jacobs
Athletic Trainer Steve Gober
Assistant Athletic Trainer Kelsey Branstetter
Strength & Conditioning Coach Daniel M. Donohue
Video & Technology Specialist Mitchell Glessner

DAYTON DRAGONS - ADVANCED A

P.O. Box 2107, Dayton, OH 45401
(937) 228-2287 * www.daytondragons.com

Class / League / Season Advanced A / Midwest / 24th
Stadium Day Air Ballpark
President & General Manager Robert Murphy
Manager Bryan LaHair
Pitching Coach Todd Naskedov
Hitting Coach Eric Richardson
Coach Osmin Melendez
Athletic Trainer Josh Hobson
Strength & Conditioning Coach Joel Canacoo
Performance Coach Peterson Plaz
Video & Technology Specialist David Mandelberg

ARIZONA COMPLEX LEAGUE REDS - ROOKIE

3125 S. Wood Blvd., Goodyear, AZ 85338
(623) 932-6590

Class / League / Season Rookie / AZ Complex / 14th
Stadium Goodyear Ballpark
Manager Gustavo Molina
Pitching Coach Fred Corral
Pitching Coach Rayner Oliveros
Hitting Coach Nate Irving
Hitting Coach José León
Coach Anthony Manuel
Athletic Trainer Samuel Tedtman
Strength & Conditioning Coach Nate Moreno
Strength & Conditioning Coach Haley Ouellette
Performance Coach Terry Tatum II
Video & Technology Specialist Tyler Ricketts
Video & Technology Specialist Jake Heilman

CHATTANOOGA LOOKOUTS - AA

201 Power Alley, Chattanooga, TN 37402
(423) 267-2208 * www.lookouts.com

Class / League / Season AA / Southern / 5th & 26th
Stadium AT&T Field
President Rich Mozingo
Manager Jose Moreno
Pitching Coach Brian Garman
Hitting Coach Daryle Ward
Coach Jeffry Sierra
Athletic Trainer Wade Hebrink
Strength & Conditioning Coach Kyle Laughlin
Performance Coach Michael Bonifay
Video & Technology Specialist Nick Mundy

DAYTONA TORTUGAS - A

105 E. Orange Ave., Daytona Beach, FL 32114
(386) 257-3172 * www.DaytonaTortugas.com

Class / League / Season A / Florida State / 9th
Stadium Jackie Robinson Ballpark
General Manager Jim Jaworski
Manager Julio Morillo
Pitching Coach Willie Blair
Hitting Coach Jason Broussard
Coach Lenny Harris
Coach Dick Schofield
Athletic Trainer Lauren Powers
Strength & Conditioning Coach Dominic Cothorn
Performance Coach Conor Cantwell
Video & Technology Specialist Andres Borges

DOMINICAN SUMMER LEAGUE REDS - ROOKIE

Guerra, Santo Domingo, Dominican Republic

Class / League Rookie / Dominican Summer
Stadium Reds Baseball Academy
Latin America Academy Director Juan Peralta
Manager Juan Ballara
Pitching Coach César Garcia
Pitching Coach David Rosario
Hitting Coach Luis Terrero
Coach Sebastian Almonte
Coach Luis Hernandez
Athletic Trainer Nicholas Briggs-Ellenberger
Athletic Trainer Keila Treviño
Strength & Conditioning Coach Eduardo Garcia
Strength & Conditioning Coach Rafael Hernandez
Video & Technology Specialist Leandro Tejada

PLAYER DEVELOPMENT STAFFS


Louisville (AAA)

**PAT KELLY - Manager**

Pat Kelly returns for a fifth consecutive season as a manager at the minor league level after spending most of the 2018 season as Jim Riggleman's bench coach in Cincinnati. According to the MiLB Office, his career record as a minor league manager is 1,880-2,017. In a 10-0 victory vs Nashville on 8/13/21 at Louisville Slugger Field, Kelly was credited with his 1,800th career victory. Through the 2022 season, he is 1 of just 4 minor league managers with at least 1,880 wins (Buddy Bailey 2280, Rick Sweet 2192, Tom Kotchman 1973). Former Louisville manager Rick Sweet was skipper at Nashville for Kelly's 1,800th victory. Kelly began the 2018 season as the manager at Class AAA Louisville but was promoted to the Major League staff on April 19, when Riggleman was named the Major League team's interim manager. In 2019 Kelly returned to manage Chattanooga, where he served as Lookouts skipper from 1993-1994. From 2015-2017, Kelly spent 3 years managing Class AA Pensacola. He also managed in the Reds' system at Class A Bakersfield in 2014 and from 2011-2013 at Rookie Billings, where he was 2012 Pioneer League Manager of the Year. In 2010 Kelly was the manager at Class A Lynchburg, and prior to that he spent the majority of 3 seasons as manager of the Rookie GCL Reds as well as director of Florida on-field operations and as a roving catching instructor. He began those duties in 2007 but left the post on July 3 of that season when Reds interim manager Pete Mackanin hired him as a bench coach. Kelly returned to his operations position full-time in 2008. In both 2010 and 2016, Pat was named Puerto Rican Winter League Manager of the Year. Kelly has spent 31 seasons managing in the minor leagues for 16 teams, including Richmond (2003-05), Syracuse (1999-2000), Ottawa (1997-98), Harrisburg (1995-96), Chattanooga (1993-94), Indianapolis (1991-92), Rockford (1991), Las Vegas (1990), Wichita (1988-89), Reno (1987) and Charleston (1986). He also served as pitching coach with Glens Falls (1985), the GCL White Sox ('84) and Niagara Falls ('83). Kelly was a catcher in the Angels, Blue Jays, Braves and White Sox systems and reached the majors in 1980 with Toronto. Pat, 67, resides in Sarasota, FL.

**VIRGIL VASQUEZ - Pitching Coach**

Virgil Vasquez is in his first season with the organization. Before joining the Reds he spent 8 seasons in the same player development role for the Twins, beginning with their rookie Gulf Coast League affiliate (2015) through a stint with Class AAA St. Paul in 2022. Vasquez was drafted in 2003, by the Tigers in the seventh round out of the University of California-Santa Barbara. He pitched professionally over 12 seasons, including 2 years in the independent Atlantic League, and went 101-86 with a 4.24 ERA in 279 games and 264 starts. He made 19 appearances and 10 starts in the Major Leagues for the Tigers (5g, 3gs in 2007) and Pirates (14g, 7gs in 2009). Vasquez, 40, was born in Santa Barbara, CA. He lives in Kansas City, MO with partner Christine and stepdaughters Taylor and Delaney.

**ALEX PELÁEZ - Hitting Coach**

Alex Peláez is in his 15th season in the organization, his third as the hitting coach at Class AAA Louisville after spending the previous 4 years in that role at advanced Class A Daytona. In 2019, his Tortugas batters led the Florida State League in hitting. Prior to his time in Daytona, he spent 3 seasons as the hitting coach at Class AA Pensacola. From 2011-2013, Alex served as the hitting coach at Class A Dayton and in 2010 performed the same duties for the Rookie level Billings Mustangs. In 2009, his first season as a professional coach, he was the hitting instructor for the Rookie GCL Reds. Alex served as hitting coach for Team Mexico in the 2017 World Baseball Classic and in the 2016 WBC Qualifiers. A 1998 draft pick for San Diego out of San Diego State University, Peláez went on to play 8 minor league seasons for the Padres, Angels and Reds. He made his Major League debut in 2002, appearing in 3 games for San Diego. The former infielder collected his first Major League hit on May 16, 2002 off the Mets' Al Leiter. Alex, 46, resides in Chula Vista, CA.

**VINCE HARRISON - Coach**

Vince Harrison is in his first season in the organization. He spent the previous 9 seasons in the Diamondbacks' organization, including 5 years as a minor league hitting coach and 4 years as a field manager. Harrison began his professional coaching career in 2012, when he was a coach in the Pirates' player development system. Selected and signed by the Tampa Bay in the 13th round of the 2001 free agent draft, the former infielder hit .292 in 892 minor league and independent league games over 11 seasons. Harrison is a 1998 graduate of Princeton High School in Cincinnati, a member of the LaRosa's Hall of Fame and played football and baseball at the University of Kentucky. He is the older brother of Josh Harrison, who beginning in 2011 has made 1,168 Major League appearances for the Pirates, Tigers, Nationals, Athletics and White Sox...wife's name is Ericka...they have 3 children, 7-year-old twins Avery and Hayden and 5-year-old Vincent III (Tray).



MIKE JACOBS - Coach

Mike Jacobs is in his second season in the organization. Before joining the Reds in 2022, he spent the previous 5 years as a manager in the player development department of the Marlins for their Batavia (2017-2018), Clinton (2019), Jupiter (2020, COVID-19 season) and Beloit (2021) affiliates. The former first baseman originally was selected by the Mets in the 38th round of the June 1999 first-year player draft and spent 18 years playing professional baseball, including 7 seasons with the Mets, Marlins, Royals and Diamondbacks. Jacobs made his Major League debut with the Mets on 8/21/05 vs Wsh by hitting a pinch-hit, 3-run HR off Estaban Loaiza in his first career plate appearance. He lives in Chula Vista, CA with wife Vanessa along with twin daughters Havana and Isabella and younger daughters Sophia and Juliana.




STEVE GOBER - Athletic Trainer, ATC

Steve Gober is in his eighth season in the organization, all assigned to the Bats. During the 2020 COVID-19 season, Steve worked at the Reds' alternate training site in Mason, Ohio. For 3 seasons from 2013-2015 he was an assistant athletic trainer on the Washington Nationals' Major League staff after serving the previous 7 seasons (2006-2012) as that organization's minor league medical and rehabilitation coordinator. Gober also has been involved in the development and implementation of rehab programs for Major League players. His tenure with Washington included stints with the Brevard County Manatees (2002-2004) and Potomac Nationals (2005). Steve entered professional baseball in 1999 as strength and conditioning intern for the Class A Capital City Bombers in the Mets organization, then served as New York's minor league strength and conditioning coordinator from 2000-2001. He served as a CSCS and athletic training consultant for the SK Wyvems of Korean Baseball after the 2000 season and as athletic trainer for Peoria of the Arizona Fall League in 2004. In November 2022, served as the athletic trainer for Team Czech Republic in the World Baseball Classic qualifier in Germany and advanced to the Japan bracket of the March 2023 tournament. During the 2000-2004 off-seasons, he worked in physical therapy clinics and served as an athletic trainer for several high schools in the Washington, D.C. and northern Virginia areas. Steve was on an educational board as an industry advisory council member for American Public University and spoke at several youth and collegiate sports organizations. He presented at the 2013 injury prevention workshop in Washington, D.C. and at PBATS' 2017 spring training seminar. Gober played golf and baseball at Shenandoah University while earning a degree in kinesiology/sports medicine in 1998. He enjoys archery hunting, gardening and is a collector of fine wines. Steve resides in Pennsylvania with wife Michelle and their 3 daughters.



KELSEY BRANSTETTER - Assistant Athletic Trainer, M.Ed, LAT, ATC, CSCS

Kelsey Branstetter is in her first season in the organization, her seventh in professional baseball. She worked for the Athletics in 2017 as a seasonal athletic trainer and then for the Rockies from 2018-2022 as an athletic trainer in their player development system. Kelsey played soccer at Middle Tennessee State University, where in 2015 she received bachelors' degrees in athletic training and exercise science. In 2017, she earned a master's degree in sports management from Wichita State University. Branstetter lives in Colorado.



DANIEL M. DONOHUE - Strength & Conditioning Coach, M.S., RSCC, PES, CES, CCC, FRC, FMS

Daniel Donohue is in his fourth season in the organization and his first with Class AAA Louisville following 3 years as the strength and conditioning coach for Class A Dayton. His previous work experience includes positions in collegiate and professional baseball. Donohue received internships at the University of Tampa (2014-2016) and Monmouth University (2016-2017) before he was hired as assistant strength coach at Embry-Riddle Aeronautical University (2017-2018). During the 2018 season, he joined the Arizona Diamondbacks as an intern with their NextGen Team working in the Arizona League. In 2019, Donohue was a strength coach with the San Diego Padres in the Dominican Republic. Dan resides in Sea Girt, NJ.

Chattanooga (AA)

JOSE MORENO - Manager

Jose Moreno is in his fourth season in the organization and his second at Class AA Chattanooga. He spent the 2021 season as manager at Class A Dayton after working in 2020 assigned as manager of the Reds' rookie Arizona League affiliate in Goodyear. Prior to joining the Reds, Jose spent 19 years with the Mariners organization, managing at multiple levels (most recently at short-season Class A Everett) and serving as Latin American field coordinator for 4 seasons. He also spent 5 seasons as the third base coach with Cardenales de Lara in the Venezuelan Winter League (2005-2009) and 3 seasons with that team as manager, including back-to-back Venezuelan Winter League championship years in 2019 and 2020. During the 2022-2023 winter league season, he managed Caneros de los Mochis in Mexico's Pacific League.


BRIAN GARMAN - Pitching Coach

Brian Garman is in his first season in the organization, his first at Class AA Chattanooga. He spent the previous 3 seasons as pitching coach at Class A Dayton. Prior to joining the Reds organization in 2020, he spent 2 years as a pitching coach in the Angels' minor league system, for Inland Empire in 2018 and for Orem in 2019. Before working with the Angels, Brian coached at the University of Northwestern Ohio and for the Lima Locos of the Great Lakes Summer Collegiate League. Brian grew up in Wapakoneta, OH, played career baseball at the University of Cincinnati and pitched 4 years in the Brewers organization (2010-2013), reaching Class AA in just his second full professional season.


DARYLE WARD - Hitting Coach


Daryle Ward is in his eighth season as a professional coach, all as a hitting coach in the Reds' player development system, and in 2023 returns to Class AA Chattanooga following 4 years at Class A Dayton. In 2016, he joined the organization as the hitting coach for the rookie level Arizona League Reds before spending the 2017 and 2018 seasons at Dayton. In 2019 and 2020, he was assigned as Chattanooga's hitting coach before returning to the Dragons in 2021. The son of Major League All-Star Gary Ward, Daryle was a career .263 batter over 11 big league seasons with the Astros, Dodgers, Pirates, Nationals, Braves and Cubs. He belted a career high 20 home runs for Houston in 2000. Daryle, 47, was born in Los Angeles and currently resides in Riverside, CA.


JEFFRY SIERRA - Coach

Jeffry Sierra enters his ninth season as a coach in the organization, his second outside the Dominican Republic Academy. In 2022, he was outfield/baserunning coach at Class A Daytona. During his 7 seasons at the Reds' DR facility, in addition to his on-field duties he oversaw video operations at the DR facility. Sierra signed with the Reds as an amateur free agent in 2007 and progressed to Class A Dayton as an infielder before converting to a pitcher in his final professional season in 2014. Sierra lives in San Cristobal, DR with wife Rossi and children Jeffry, Marco, Samirha and Mateo.


WADE HEBRINK - Athletic Trainer, M.S., ATC, CES

Wade Hebrink is in his seventh season in the organization, his first at Class AA Chattanooga following 1 season at advanced Class A Dayton. While at Class A Daytona in 2021, he was awarded the Low-A Southeast Athletic Trainer of the Year by his peers. Hebrink was slated to work at Rookie Greenville in 2020 until the COVID-19 pandemic canceled the season. He previously worked as the athletic trainer for the rookie level Arizona League Reds and 2 years for the Dominican Summer League team. He was the athletic trainer for the Indios de Mayaguez of the Roberto Clemente Professional Baseball League (Puerto Rican Winter League) during the 2019 and 2020 winter league seasons. The Lake Mills, Iowa native earned his bachelor's degree in athletic training from the University of Northern Iowa in 2014 and master's degree in Exercise Science from Syracuse University in 2016. Hebrink holds certifications in CPR/AED, SASTM, Dry Needling, Blood Flow Restriction rehabilitation and Corrective Exercise Specialist (CES).



KYLE LAUGHLIN - Strength & Conditioning Coach, CSCS, RSCC

Kyle Laughlin is in his sixth season of professional baseball, his fourth in the organization and his first at Class AA Chattanooga. He spent the 2021 and 2022 seasons at Class A Daytona. Kyle was slated to work at Rookie Billings in 2020 until the COVID-19 pandemic canceled the season. In 2019, Laughlin served as a strength and conditioning coach for the Rangers' Dominican Summer League affiliate. In 2018, he held internships with both the Arizona Diamondbacks and Texas Rangers. He graduated with a bachelor's degree in kinesiology from Indiana University in 2017. Kyle resides in Indianapolis, IN.



MICHAEL BONIFAY - Performance Coach

Michael Bonifay is in his first season in the organization. He spent the previous 7 years working at the collegiate level, most recently at the University of North Carolina-Asheville, as an assistant coach focused on various roles that included pitching and outfield play. Bonifay began his coaching career after playing at North Greenville University (Greenville, SC), where he earned his bachelor's degree in history. He is the son of Reds special assistant to the general manager, player personnel Cam Bonifay. Michael resides in Asheville, NC with his wife, Shelby.

Dayton (Advanced A)



BRYAN LAHAIR - Manager

Bryan LaHair is in his sixth season in the organization, his second straight year at high Class A Dayton. He made his professional coaching debut in 2018 as the hitting coach at rookie league Billings and in 2019 managed the Mustangs to a post-season berth. He was expected to return as rookie league Billings manager in 2020 until the COVID-19 pandemic canceled the season, and in 2021 he managed the Arizona Complex League Reds. The 2012 National League All-Star played in parts of 3 big league seasons with the Mariners (2008) and Cubs (2011-2012). Selected by Seattle in the 39th round of the June 2002 first-year player draft, he was named Mariners Minor League Most Valuable Player in 2006. In 2011, he was named Cubs Minor League Player of the Year, MVP of the Pacific Coast League, received the Joe Bowman Award after leading all minor league players in home runs, was named a Baseball America All-Star as the DH and was voted *Baseball America's* winter leagues Player of the Year. Three times he played for Team USA's national team (2005 World Cup, 2006 regional Olympics qualifier, 2007 Olympics qualifiers). LaHair made his Major League debut for Seattle on July 18, 2008 vs Cleveland and collected his first career hit 3 days later vs Boston, a single off Daisuke Matsuzaka. The Worcester, MA native amassed 164 home runs and a .288 batting average over 1,081 career minor league games. In 2013, Bryan played for the Fukuoka Soft Bank Hawks in Japan's Pacific League. Before playing professionally, he was recognized by Gatorade as the 2000 Massachusetts High School Player of the Year (Holy Name Central High School in Worcester, MA).

League debut for Seattle on July 18, 2008 vs Cleveland and collected his first career hit 3 days later vs Boston, a single off Daisuke Matsuzaka. The Worcester, MA native amassed 164 home runs and a .288 batting average over 1,081 career minor league games. In 2013, Bryan played for the Fukuoka Soft Bank Hawks in Japan's Pacific League. Before playing professionally, he was recognized by Gatorade as the 2000 Massachusetts High School Player of the Year (Holy Name Central High School in Worcester, MA).



TODD NASKEDOV - Pitching Coach

Todd Naskedov (nask-uh-duv) is in his second season in the organization, his first at advanced Class A Dayton following 1 year as pitching coach at Class A Daytona. Before joining the Reds in 2022, he spent the previous 4 years with the Astros as their rehab pitching coach in West Palm Beach (2018-2020) and as pitching coach at low Class A Fayetteville (2021). Before his stint with the Astros, Naskedov spent over 20 years coaching at the high school or college levels in Arizona, Oregon, Texas and Washington. He also worked with the USA Baseball national team periodically from 2003-2014 and coached abroad in the United Kingdom (2001) and Netherlands (2004). Naskedov has a master's degree in coaching and athletic administration from Concordia University-Irvine and a bachelor's degree in English and secondary education from Western Washington University. He originally is from Kelso, Washington.



ERIC RICHARDSON - Hitting Coach


Eric Richardson is in his 10th season as a professional coach, his second in the organization and his first at advanced Class A Dayton following 1 year as hitting coach at Class AA Chattanooga. He spent 2020 and 2021 running his own select baseball organization that highlighted more than 250 players. Richardson also has coaching experience in the Phillies (2003-2006) and White Sox (2016-2019) player development systems, including stints as a hitting coach for Lakewood (2004), GCL Phillies (2005), Batavia (2006) and Great Falls (2017-2019). He was a coach on the Arizona Fall League championship team in 2004 and Great Falls' 2018 Pioneer League championship club. Selected by the White Sox in the fifth round of the June 1991 draft, he made his professional debut at age 18 and played for 7 seasons (1991-1997) in their organization. In 1993, Richardson led the South Atlantic league with 47 stolen bases as Defensive Player of the Year. He lives in Austin, TX and has 2 children, Cameron (25) and Erika (19).


OSMÍN MELENDEZ - Coach

Osmín Meléndez is in his first season in the organization. He began his professional coaching career with the Pirates and for 16 years ran their academy in Venezuela. From 2009-2011, Osmín managed the rookie VSL Pirates to a 124-69 record (.642). He most recently worked in the player development department of the Cubs as a manager (Venezuelan Summer League, 2013), hitting coach (AZL Cubs, 2014, 2017), hitting/infield coach (Class AA Tennessee in 2016, Class A Myrtle Beach in 2019) and infield coach (Class A South Bend, 2015). In 1993 and 1994, the former infielder played 96 games for the Orioles' Gulf Coast League affiliate. Meléndez, 47, lives in Orlando with wife Diana and children Dariana, Angel and Osmín Jr..


JOSH HOBSON - Athletic Trainer, M.Ed., ATC

Josh Hobson is in his seventh season as a full-time athletic trainer in the organization, his first at advanced Class A Dayton following 1 year at Class A Daytona. In 2022, he was named PBATS Minor League Athletic Trainer of the Year for the Florida State League. Josh spent the 2021 season working with the rookie Arizona Complex League Reds. He was slated to work at rookie league Billings in 2020 until the COVID-19 pandemic canceled the season. He spent the 2019 season at rookie Greenville and 2018 at rookie Billings. In 2015, Josh completed an internship at Billings and in 2016 held a seasonal position at the Reds' Dominican Republic training complex before holding a full-time position there in 2017. Josh graduated in 2015 from the University of Evansville with a bachelor's degree in athletic training and in 2016 from the University of Akron with a master's degree in sports administration. He resides in Courtland, KS.


JOEL CANACOO - Strength & Conditioning Coach, M.S., RSCC, CSCS, USAW-1

Joel Canacoo is in his fourth season in the organization, his first at advanced Class A Dayton following 2 years with the rookie Arizona Complex League Reds. He was expected to work at rookie league Greenville in 2020 until the COVID-19 pandemic canceled the minor league season. Joel joined the Reds after 5 years at Cal Lutheran University, his alma mater and where he most recently served as an assistant strength and conditioning coach and also as coordinator of the Forrest Fitness Center and Summer Sports Camps. He is an NSCA Registered Strength and Conditioning Coach, an NSCA Certified Strength and Conditioning Specialist (CSCS) and a USA Weightlifting (USAW) Level 1 Sports Performance Coach. He has a bachelor's degree in exercise science from California Lutheran University and masters' degrees in sport science and coaching education from East Tennessee State University and in performance science from Setanta College. Born and raised in Ghana, Joel moved to the United States in 2006 at the age of 13. He lived in New York before moving to Thousand Oaks, CA, where he still lives.


PETERSON PLAZ - Performance Coach

Peterson Plaz is in his first season in the organization. He previously worked as a utility coach for the Cubs' Arizona Complex League affiliate. Plaz began his professional baseball career in 2015, when he was signed by the Reds out of Caracas, Venezuela as a standout defensive outfielder. He spent 2 seasons in the Dominican Summer League before joining the Arizona League Reds in 2018. In his final season as a player in 2019, Plaz played with the Reds' rookie Greenville and Class A Dayton affiliates. In 173 minor league appearances over 4 seasons (2016-2019), he hit .278 with 29 stolen bases. Plaz, 23, is from Caracas, Venezuela.

Daytona (A)

JULIO MORILLO - Manager

A native of Barinas, Venezuela, Julio Morillo is in his fourth season in the Reds' player development department, his first at Class A Daytona and in his second consecutive year as a manager. In 2022, he managed the Arizona Complex League Reds following 1 year as that team's development coach. Morillo was expected to serve as bench coach for Rookie Billings in 2020 until the COVID-19 pandemic canceled the minor league season. Instead, he worked as a catching instructor at the Reds' alternate spring training site in Mason, OH. Before embarking on his coaching career, he spent 5 years as baseball operations assistant and Spanish language translator for the Major League team. Julio was signed by the Reds as an undrafted free agent in 2009, after he graduated from Colegio San Juan Bautista de la Salle. After 7 seasons in the organization as a catcher, he joined the front office in 2016 as a member of the Major League team's traveling party in the baseball operations assistant and Spanish language translator role. Morillo resides in Goodyear, AZ with wife Maggie.




WILLIE BLAIR - Pitching Coach

Willie Blair is in his first season in the organization. He spent the previous 6 seasons in the Tigers' player development system, including stints as Class A West Michigan's pitching coach in 2021 and 2022, following 3 seasons as the Major League bullpen coach for the Padres. He originally joined San Diego's organization in 2011 and spent 2 seasons as pitching coach for Class A Fort Wayne, where his staffs established single-season ERA records. He began his coaching career in 2010 as pitching coach for the Joliet Jackhammers of the independent Northern League. Originally selected by Toronto in the 11th round of the 1986 draft, Blair pitched during parts of 12 Major League seasons for the Blue Jays (1990), Indians (1991), Astros (1992), Rockies (1993-1994), Padres (1995-1996), Tigers (1997, 1999-2001), Diamondbacks (1998) and Mets (1998). In 1997 for the Tigers, he won a career-high 16 games. On April 12, 1999 he was Detroit's starting pitcher in the final Opening Day at historic Tiger Stadium. Blair's wife's name is Trina. They have a daughter, Paige Blair Carroll, and two sons, Taylor and Jaxson.



JASON BROUSSARD - Hitting Coach

Jason Broussard is in his third season in the organization, his first at Class A Daytona following 1 year with the rookie Arizona Complex League Reds. In 2021, he oversaw the implementation of the Reds' hitting program in their Dominican Republic Academy, with a special emphasis on developing individualized training plans to encourage efficient, explosive movement patterns and strong offensive fundamentals. Broussard spent the 2019 and 2020 seasons as a coach/scout in the Cardinals' organization following 6 years working as an assistant coach at Eastern Florida State College (2013-2017), where he oversaw hitting, catching and infield play, and at Southern Illinois (2018), where he worked with hitters and catchers. After growing up in Panama, Jason graduated from the University of Central Florida and earned a master's degree in sports science and sports coaching from the United States Sports Academy.



LENNY HARRIS - Coach

Lenny Harris is in his seventh year as a coach in the Reds' minor league system, his third at Daytona. He spent the 2020 COVID-19 season assigned as the bench coach at Class AA Chattanooga and worked for the Lookouts again in 2021 as development coach. Harris also worked for the AZL Reds in 2017, at Class AA Pensacola in 2018 and at Class A Daytona in 2019, all as bench coach. Harris played for the Reds from 1988-1989 and again from 1994-1998. He was selected by the Reds in the fifth round of the June 1983 draft. Before joining the Reds' player development staff, Lenny spent the previous 5 seasons in the Marlins organization, working as third base coach in 2016 and parts of 2015. He also worked as the Marlins' assistant Major League hitting coach and coached on their Gulf Coast League team. Before joining the Marlins, Lenny spent 3 seasons in the Dodgers organization as a hitting coach at the minor league level. He began his Major League coaching career in 2008 as hitting coach for the Nationals after serving parts of 2 seasons as Washington's minor league field coordinator. Harris played 18 Major League seasons with the Reds, Dodgers, Mets, Rockies, Diamondbacks, Brewers, Cubs and Marlins. He ended his career as Major League Baseball's all-time pinch-hits leader with 212.

Mets, Rockies, Diamondbacks, Brewers, Cubs and Marlins. He ended his career as Major League Baseball's all-time pinch-hits leader with 212.



DICK SCHOFIELD - Coach

Dick Schofield is in his 11th season in the organization and in 2023 will return to the staff at Class A Daytona following 1 year at Class AAA Louisville. In 2021, he served as development coach for the Tortugas. Schofield was assigned to manage Daytona in 2020 until the COVID-19 pandemic canceled the minor league season. Schofield spent the 2018, 2019 and 2022 seasons with Louisville. In 2018, he began the season as the Bats' bench coach but took over as Louisville's manager after Pat Kelly was promoted to the Major League staff on April 19. Schofield served as Class AA Pensacola's bench coach in 2017 and hitting coach in 2013. In 2016 for the Class A Dayton Dragons, Dick served as manager, a position he also held at rookie Billings from 2014-2015. Before joining the Reds, Schofield worked in the Angels' minor league system as a hitting coach for their rookie league AZL team (2007-2010) and Class A Inland Empire (2011). He was the Halos' roving infield coordinator in 2012. The former shortstop played 14 Major League seasons with the Angels, Mets, Blue Jays and Dodgers and led the American League in fielding percentage 4 times.

Schofield played on the Angels' 1986 Western Division championship club, hitting .300 in that year's ALCS against the Red Sox, and was a member of Toronto's 1993 World Series championship team. In Game 3 of that '86 ALCS, he belted a home run off Dennis "Oil Can" Boyd. A native of Springfield, IL, Schofield was selected by the Angels in the first round (third overall) of the 1981 draft. He resides in Camdenpton, MO and has 4 children.



LAUREN POWERS - Athletic Trainer, M.S., LAT, ATC, CSCS

Lauren Powers is in her fifth season in the organization, her first at Class A Daytona. In 2022, she worked with the rookie Arizona Complex League Reds following 3 years with the Dominican Summer League affiliate. She previously interned in the Los Angeles Dodgers organization (2017) as well as with the AZL Reds in 2018. She worked with the baseball team at the University of Arizona (2014-2016) and with the football and basketball teams at the University of San Diego (2017-2018). Lauren earned her bachelor's degree in physiology with a minor in nutrition from the University of Arizona and her master's degree in athletic training from Northern Arizona University. She resides in Gilbert, AZ.


DOMINIC COTHERN - Strength & Conditioning Coach, CSCS, USAW

Dominic Cothorn is in his first season in the organization following 2 years as an assistant strength and conditioning coach at Alabama A&M University. From 2021-2023, he oversaw all training and conditioning for the Alabama A&M baseball team, which ranked in the top 10 in the nation for stolen bases during the regular season. Prior to his stint at A&M, Dominic worked at South Carolina University, Catholic High School (Baton Rouge, LA) and Southern University. In 2020, he earned a degree in exercise science from Winthrop University.


CONOR CANTWELL - Performance Coach, M.S., CSCS, USAW

Conor Cantwell is in his first season in the organization. While completing his undergraduate degree in sport and exercise sciences at the University of Limerick in Ireland, he worked with the professional Munster Rugby club as underage athletic development coach and senior athletic performance intern. Conor has also served as the head of strength and conditioning for Division 1 amateur rugby team Garryowen FC, assistant strength and conditioning coach for National Center of Limerick High Performance Swim Team and as an intern at the East Tennessee State University Olympic Training Site and ETSU baseball. He is a certified strength and conditioning specialist (CSCS) through the National Strength and Conditioning Association and a certified level 1 coach through USA Weightlifting. Conor is currently completing his master's degree in sport physiology and performance coaching at Carroll University.

ACL Reds (Rookie)

GUSTAVO MOLINA - Manager

Gustavo Molina is in his second season in the organization, his first with the Arizona Complex League Reds and his third year as a minor league manager. In 2022, he managed the Reds' rookie Dominican Summer League club. Molina also managed the Braves' Dominican Summer League team during the 2020 COVID-19 season. He has 3 years' experience as a bench coach for championship teams in the Venezuelan Winter League, with Cardenales de Lara in 2019-2020 and with Caribes de Anzoátegui over the last 2 off-seasons (2020-2021, 2021-2022). The former catcher and Venezuelan native played 15 professional seasons, including 26 games in the Major Leagues for the White Sox (2007), Orioles (2007), Mets (2008), Red Sox (2010) and Yankees (2011). Gustavo lives in La Guaira, Venezuela.


FRED CORRAL - Pitching Coach

Fred Corral (corr-AL) is in his second season in the organization, both with the Arizona Complex League Reds. He spent the previous 4 collegiate seasons as the assistant coach (pitching) / recruiting coordinator at the University of Missouri. His resume includes 26 seasons of coaching at the collegiate level (Mizzou, Georgia, Memphis, Tennessee, Oklahoma, Sacramento City College, San Joaquin Delta College) and 3 seasons as a minor league pitching instructor for the Expos (1999) and Dodgers (2000-2001). He began his coaching career in 1993 with the Kenai Oilers of the Alaska Summer League. Corral has helped produce 87 pitchers who signed professional contracts and 11 who played in the Major Leagues, including 2006 top overall pick RHP Luke Hochevar out of the University of Tennessee (Royals). He pitched at San Joaquin Delta Junior College in 1985 and 1986 before transferring to Cal, where in 1988 he helped lead the Bears to their fourth NCAA College World Series appearance. Corral and wife Cynthia live in Ripon, CA with children Kaitlyn Joy (22), Justin Jerome (18) and Jordan Patrick (11). They also raised 2 nieces, Marisa (29) and Chelsea (26), and 2 nephews, Michael (31) and Robert (25).


RAYNER OLIVEROS - Pitching Coach

Rayner Oliveros is in his second season in the organization, his first with the Arizona Complex League Reds following 1 year at the Reds' rookie Dominican Summer League team. Before joining the Reds in 2022, he spent the previous 3 years as a player/coach for the Boucaniers La Rochelle Baseball Club in the French Baseball League. The former righthanded pitcher spent 6 seasons in the minor league organizations of the Royals (2004-2007) and Rays (2009-2010). A native of Venezuela, Oliveros played 8 seasons in the Venezuelan Winter League for Leones del Caracas (2006-2010) and Caribes de Anzoátegui (2011-2013). He was on France's national team roster for the World Baseball Classic qualifiers canceled in 2020 by the COVID-19 pandemic. Oliveros lives in La Rochelle, France with wife Lorena Cuenca and son Paul.



NATE IRVING - Hitting Coach

Nate Irving is in his fifth season in the organization, his second working for a minor league affiliate. In 2022, he was the game planning/catching coach at Class AA Chattanooga. Irving was hired during spring training of 2019 and spent 3 seasons as bullpen catcher on manager David Bell's Major League coaching staff, working in various capacities. Before joining the organization, he served as the graduate assistant baseball coach at the University of Virginia, where he worked on the integration of analytics into player and team development. Irving was selected by the Diamondbacks in the 34th round of the June 2014 draft and spent time in the Pirates' system before playing in the independent Frontier League with the Sussex County Miners and the Atlantic League's Long Island Ducks and New Britain Bees. He attended the University of Virginia from 2012-2014, where he was an All-ACC Academic honoree, 2013 Team USA Collegiate National Team invitee, 2014 All-ACC and NCAA College World Series All-Tournament selection. During the off-season, Irving resides in Scottsdale, AZ. He is on Twitter and Instagram as @natebirving.



JOSÉ LEÓN - Hitting Coach

José Geraldo León Vega is in his second season in the organization, his first with the Arizona Complex League Reds following 1 year at their Dominican Summer League complex. He spent the previous 4 years in the Cardinals' player development system as hitting coach for their Dominican Summer League team (2018) and then as manager at short-season Class A State College (2019-2020) and low Class A Palm Beach (2021). Selected by the Cardinals in the 22nd round of the June 2000 draft, at the July 2000 trade deadline the former infielder was sent to the Orioles for Will Clark and cash and from 2002-2004 made all 88 of his Major League appearances for Baltimore. He spent the last 2 months of the 2005 season in the minor league system of the Reds. He also played in the Mexican League, Atlantic League and Chinese Professional Baseball League with stops in Puerto Rico, Mexico, Taiwan and Venezuela. Born in Cayey, Puerto Rico, León was selected for the World team in Major League Baseball's 2000 All-Star Futures Game and was a Mexican League All-Star in 2006 and 2007. He has a 16-year-old son, Ian Luis.



ANTHONY MANUEL - Coach

Anthony Manuel is in his second season in the organization and second with the Arizona Complex League Reds. In 2021, he was the hitting coach for the Williamsport Crosscutters of the MLB Draft League. The son of former Major League player and manager Jerry Manuel, from 2016-2021 he was as an instructor for MLB Develops, a program that helps organize showcases to highlight the nation's elite high school players. Since 2012, Anthony also has served as the head of baseball operations for the Jerry Manuel Foundation, the United States' first baseball charter school whose mission is to bring urban youth into the game. The former infielder was drafted by the Mets in June 2005 and spent a few seasons in their minor league system, followed by 3 years in the Atlantic League. Manuel was born in Sacramento, CA and still lives there with children Malachi (13) and Namora (10).



SAMUEL TEDTMAN - Athletic Trainer, M.S., ATC, CSCS

Samuel Tedtman is in his fourth season as a full-time member of the organization, his second consecutive year assigned to the Arizona Complex League affiliate. Prior to COVID-19, he was assigned to work as an athletic trainer in the rookie Dominican Summer League but spent that 2020 season assisting the Reds' medical staff at Great American Ball Park and at their alternate workout site at Prasco Park. He did return to his position as DSL athletic trainer in 2021. Tedtman was an intern in the Reds' medical department in 2017 and worked in the Kansas City Royals organization in 2019. He has a bachelor of science degree from Wilmington College, where he played football, and a master's degree in kinesiology from Texas A&M-Kingsville, where he worked with the baseball team. He is also a certified strength and conditioning specialist through the NSCA. Sam currently resides in Louisville, KY.



NATE MORENO - Strength & Conditioning Coach, CSCS, XPS, Pn1

Nathaniel (Nate) Moreno is in his second season in the organization and second with the Arizona Complex League team. He has previous experience working with a variety of athletes in physical therapy and sports performance settings. Moreno is an NSCA Certified Strength & Conditioning Specialist (CSCS), certified EXOS Performance Specialist (XPS) and is Precision Nutrition Level 1 certified (Pn1). He graduated from Grand Canyon University with a bachelor's degree in exercise science. During his first season with the Reds, Nate was recognized by the Professional Baseball Strength & Conditioning Coaches Society as 2022 Strength & Conditioning Coach of the Year for the Arizona Complex League.



HALEY OUELLETTE - Strength & Conditioning Coach, CSCS

Haley Ouellette (O-let) is in her second season in the organization and her second with the Arizona Complex League Reds. She is the owner and lead performance coach of a private training facility, No Name Athletics located in Covington, Ohio, and still serves as weight room coordinator at Covington High School. Ouellette graduated from Covington High in 2014 and played softball for 3 seasons at Ohio University, where she received the Teammate of the Year Award. In 2019, she earned a bachelor's degree of specialized studies in exercise physiology, coaching education and nutrition from Ohio University.


TERRY TATUM II - Performance Coach, M.S.

Terry Tatum is in his second season in the organization. He spent last year at Class AA Chattanooga. In his role, Terry provides support for player development and health & performance in the areas of athlete monitoring, mental skills, sports science and data collection. He previously was the director of player development at the University of Memphis (2019-2020) and a graduate assistant at the University of Tennessee (2017-2019). Terry received his master's degree in kinesiology, with emphasis in sports psychology and motor behavior, from the University of Tennessee and a bachelor's degree in psychology from the University of Memphis. He also is certified in life coaching.

Dominican Summer League (Rookie)

JUAN BALLARA - Manager

Juan Flores Ballara is in his second season in the organization, his first as manager for the Dominican Summer League Reds following 1 year as their bench/catching coach. He spent the previous 24 years (1998-2021) in the Diamondbacks' player development system, including 9 years as manager and 15 years as catching instructor for their rookie Dominican Republic Academy team in Boca Chica. From 1990-1996 he played in the Cardinals' minor league system, then in 1997 played in his final professional season for the Rays' Class AA affiliate. From 1993-1997, he also played in the Dominican Winter League with Tigres Del Licey (1993-1996) and Toros Del Este (1997). Juan has 4 sons and 4 daughters, ages 4 to 27 years old.


CÉSAR GARCIA - Pitching Coach

César Garcia is in his first season in the organization. Since 2018, the Managua, Nicaragua native has been a personal pitching instructor/coach for professional pitchers, including a mentor to Major Leaguers JC Ramirez (Angels, Diamondbacks, Reds, Mariners, Phillies) and Scott Oberg (Rockies). In 1998 and 1999, Garcia played baseball at Camden County College in Gloucester Township, New Jersey. He was the school's pitching coach during the 2017 and 2018 seasons, when his Cougars pitching staff broke single-season strikeout records. He returns to impoverished areas of his native Nicaragua every year to donate baseball equipment, run baseball clinics and provide meals for the participants and their families. César lives in Berlin Borough, New Jersey with wife Brianna Vierling-Garcia and children Brielle (14) and Aubree (9).


DAVID ROSARIO - Pitching Coach

David Rosario is in his second season in the organization, both as pitching coach for the Dominican Summer League Reds, and his 36th year in professional baseball. From 2005-2017 he spent 13 seasons as a pitching coach in the player development department of the Cubs and worked for 8 playoff teams, including league champions Daytona (2008), Kane County (2014) and Myrtle Beach (2015). His 2014 Kane County club received the Minor League Team of the Year award. In 2019-2020, Rosario was the pitching coach for Caribbean World Series champion Dominican Republic and held that same position with Puerto Rico during that 2020-2021 prestigious winter league tournament. Overall, from 2006-2021 he worked as a pitching coach for several Winter League playoff teams in Puerto Rico, Venezuela, Mexico and Dominican Republic, winning league championships in Venezuela (Aragua, 2007-2008), Dominican Republic (Cibaëñas, 2016-2017) and Puerto Rico (Caguas, 2020-2021). David also was the pitching coach for the World Team at the 2016 SiriusXM All-Star Futures Game in San Diego. From 1986-1993, the lefthander pitched in the minor league systems of the Cubs, Yankees and Expos and later pitched in the Mexican League and independent Atlantic League. Rosario attended Ohio Dominican College in Columbus.


LUIS TERRERO - Hitting Coach

Luis Terrero is in his seventh season in the organization and in 2023 returns to the Dominican Summer League Reds. In 2022, he was the bench/assistant hitting/outfield coach for the Arizona Complex League Reds. Terrero was a hitting coach in the Reds' player development system in 2017 and 2018 before joining the rookie Greenville staff in 2019. He was expected to return as Greenville's hitting coach in 2020 before the COVID-19 pandemic canceled the 2020 minor league season. In 2021, he worked for the DSL Reds in his only professional season as a manager. Originally signed by the Diamondbacks in 1998 as an amateur free agent, the former Reds farmhand spent 19 seasons in professional baseball. Terrero made his Major League debut in 2003 with Arizona and played parts of 5 seasons for the Diamondbacks (2003-2005), Baltimore Orioles (2006) and Chicago White Sox (2007). The outfielder also played 17 seasons in the Caribbean winter leagues and spent 1 year in Japan's NPB. He lives in Santo Domingo, DR with wife Marisol and children Gabriella, Luis Enrique Jr., Jesus Gabriel and Benjamin.




SEBASTIAN ALMONTE - Coach

Sebastian Almonte is in his first season as a professional coach following 4 years as an infielder in the Reds' player development system. Signed at 17 years old in July 2017 as a non-drafted free agent, from 2018-2022 the Dominican native made 177 appearances for the organization's rookie teams in the Dominican Republic and Arizona and in Class A for Daytona. In 2022, Almonte played in 21 games for the Arizona Complex League Reds and 26 games for Daytona. He retired as a player following the 2022 season and joined the Reds' baseball operations staff. Almonte lives in Santo Domingo, Dominican Republic.



LUIS HERNANDEZ - Coach

Luis Hernandez is in his second season in the organization and second working in the Dominican Summer League. He previously managed La Guaira Lancers in the Venezuelan Summer League. Prior to his managing stint at La Guaira, Hernandez coached infield, first base and third base coach with the Cardenales De Lara and Tiburones de La Guaira. He also coached in the Royals' player development system from 2018-2020. The former infielder played 15 years professionally, and from 2007-2012 he made 122 Major League apps for the Orioles, Royals, Mets and Rangers. He also spent time in the minor league systems of the Braves, Indians and Angels and played in the independent leagues for the Wichita Wingnuts of the American Association League and Bridgeport Bluefish of the Atlantic League. Hernandez, 38, resides in Lara, Venezuela with wife Maria and children Ashley (15), Alessandro (13) and Luis (3).



NICHOLAS BRIGGS-ELLENBERGER - Athletic Trainer, LAT, ATC

Nicholas Briggs-Ellenberger is in his first season in the organization. He joins the Reds after 1 season as an associate athletic trainer for the Phillies' Class AA affiliate in Reading. Briggs-Ellenberger is a 2021 graduate of the athletic training program at SUNY-Brockport. He is a native of New York Mills, New York.



KEILA TREVIÑO - Athletic Trainer, MAT, LAT, ATC

Keila Treviño joined the organization during spring training in March 2022 and for the second straight season is assigned to the Dominican Summer League Reds. The Brownsville, Texas native is a 2021 graduate of Texas Tech University Health Sciences Center, where she received her master's degree in athletic training. She will be assigned to work with the Reds' Dominican Summer League team in Boca Chica. In 2021, she worked with athletic training program students across Texas and Arkansas as the student senate chair for the Southwest Athletic Trainers' Association. She has experience working with high school, Division 1 volleyball and Division 2 softball athletes.



EDUARDO GARCIA - Strength & Conditioning Coach, CPT, SNS, FMS, FRC, BFRR

Eduardo Garcia is in his ninth season in the organization as a strength and conditioning coach. He is certified through the NCSF with an athletic training certification in physiotherapy from the University Federico Henriquez Carvajal. Garcia also has a degree in nutrition as applied to sports from Uneatlantico University and a degree in education from Caribbean University (Unicaribe). Garcia resides in Santo Domingo, DR with wife Kirsy Sencion and children Erick David (8), Eyden Daniel (5) and Eylon Michelle (1).



RAFAEL HERNANDEZ - Strength & Conditioning Coach, USAW, FMS, FRC

Rafael Hernandez is in his 11th season in the organization, all as a strength and conditioning coach in the Dominican Republic for the organization's baseball academy and rookie Dominican Summer League teams. In 2020, he graduated with a bachelor's degree in education from the UTE University in the Dominican Republic. In 2015, Rafael earned his degree in physiotherapy from UFHC University of Santo Domingo. He holds CrossFit L1 certification as well as Level 1 Sports Performance certification through the USAW along with Level 1 Functional Moving Screen certification and Functional Range Conditioning certification. He resides in Santo Domingo, DR with wife Martha and daughter Manuela (9).

REDS MINOR LEAGUE AFFILIATES THROUGH THE YEARS
AAA (1946 - present)

Louisville Bats --- 2000-present
 Indianapolis Indians --- 1993-99
 Nashville Sounds --- 1987-92
 Denver Zephyrs --- 1985-86
 Wichita Aeros --- 1984
 Indianapolis Indians --- 1968-83
 Buffalo Bisons --- 1966-67
 San Diego Padres --- 1962-65
 Indianapolis Indians --- 1961
 Havana Sugar Kings --- 1955-60
 Tulsa Oilers --- 1954
 None --- 1951-53
 Syracuse Chiefs --- 1946-50

AA (1927 - present)

Chattanooga Lookouts --- 1988-2008, 2019-present
 Pensacola Blue Wahoos --- 2012-18
 Carolina Mudcats --- 2009-11
 Vermont Reds --- 1984-87
 Waterbury Reds --- 1980-83
 Nashville Sounds --- 1978-79
 Three Rivers Eagles --- 1971-77
 Asheville Tourists --- 1968-70
 Knoxville Smokies --- 1965-67
 Macon Peaches --- 1963-64
 None --- 1961-62
 Nashville Vols --- 1955-60
 None --- 1954
 Tulsa Oilers --- 1948-53
 None --- 1946-47
 Syracuse Chiefs --- 1941-45
 Indianapolis Indians --- 1939-41
 Syracuse Chiefs --- 1937-38
 Toronto Maple Leafs --- 1934-36
 None --- 1932-33
 Columbus Red Birds --- 1931
 Columbus Senators --- 1927-30

A (1933 - present)

Dayton Dragons --- 2000-present
 Daytona Tortugas --- 2015-present
 Bakersfield Blaze --- 2011-14
 Lynchburg Hillcats --- 2010
 Sarasota Reds --- 2005-09
 Potomac Cannons --- 2003-04
 Stockton Ports --- 2002
 Mudville Nine --- 2001
 Clinton LumberKings --- 1999-2000
 Rockford Reds --- 1999
 Burlington Bees --- 1997-98
 Charleston Wheelers --- 1990-98
 Winston-Salem Spirits --- 1993-96
 Cedar Rapids Reds --- 1980-92
 Greensboro Hornets --- 1988-89
 Tampa Tarpons --- 1963-87
 Eugene Emeralds --- 1975-83
 Greensboro Hornets --- 1979
 Shelby Reds --- 1978
 Seattle Rainiers --- 1973-74
 Sioux Falls Packers --- 1971, 1966-69
 Peninsula Grays --- 1964-66
 Cedar Rapids Red Raiders --- 1963-64
 Rocky Mount Leafs --- 1963

Macon Peaches --- 1962
 Columbia Reds --- 1960-61
 Savannah Redlegs --- 1956-59
 Albuquerque Dukes --- 1958
 Columbia Reds --- 1946-55
 Charleston Senators --- 1949-51
 None --- 1940-45
 Albany Senators --- 1938-39
 Waterloo Red Hawks --- 1937
 None --- 1935-36
 Topeka Senators --- 1933-34

Rookie (1967 - present)

Arizona League / Arizona Complex Reds 2010-present
 Dominican Summer League Reds 1987-present
 Greenville Reds --- 2018-20
 Billings Mustangs --- 1974-2020
 Gulf Coast Reds --- 1999-2009
 Princeton Reds --- 1991-96
 Gulf Coast Reds --- 1984-90
 Melbourne Reds --- 1972
 Gulf Coast Reds --- 1968-73
 Wytheville Reds --- 1967

A1 (1936-45)

Birmingham Barons --- 1939-45
 None --- 1938
 Nashville Volunteers --- 1936-37

B (1933-62)

Rocky Mount Leafs --- 1962
 Topeka Reds --- 1960-61
 Topeka Hawks --- 1959
 Wenatchee Chiefs --- 1958
 Clovis Redlegs --- 1957
 Port Arthur/Temple Redlegs --- 1957
 High Point-T'ville Hi-Toms --- 1954-56
 Sunbury Redlegs --- 1955
 Col Heights-Petersburg Colts --- 1954
 Burlington Flints --- 1952-53
 Salisbury Reds --- 1952
 None --- 1950-51
 Sunbury Reds --- 1948-49
 Providence Chiefs --- 1947
 None --- 1943-46
 Columbia Reds --- 1938-42
 Durham Bulls --- 1936-40
 Waterloo Red Hawks --- 1933-39
 Peoria Reds --- 1937
 Macon Peaches --- 1936
 Decatur Commodores --- 1935
 Wilmington Pirates --- 1934-35
 Rock Island Islanders --- 1933

C (1934-59)

Visalia Redlegs --- 1957-59
 Wausau Lumberjacks --- 1956-57
 Duluth Dukes --- 1954-55
 M'ville-Alcoa/Morristown Twins --- 1954
 Rockford Rox --- 1947-49
 Tyler Trojans --- 1947-49
 Ogden Reds --- 1946-55
 Raleigh Capitals --- 1945

None --- 1943-44
 Ogden Reds --- 1939-42
 Riverside Reds --- 1941
 Tucson Cowboys --- 1940-41
 Erie Sailors --- 1939
 Helena Seaporters --- 1939
 Muskogee Reds --- 1937-39
 El Dorado Lions --- 1935-39
 Bartlesville Reds --- 1934-35
 Beckley Black Knights --- 1934

D (1932-62)

Tampa Tarpons --- 1961-62
 Geneva Redlegs --- 1958-62
 Palatka Redlegs --- 1957-60
 Graceville Oilers --- 1957-58
 Douglas Reds --- 1956
 Moultrie Reds --- 1956
 W. Palm Beach Sun Chiefs --- 1956
 Fort Walton Beach Jets --- 1955
 Douglas Trojans --- 1954-55
 Fitzgerald Redlegs --- 1954
 Fitzgerald Pioneers --- 1953
 Jackson Generals --- 1953
 Lawton Reds --- 1952-53
 Dublin Green Sox --- 1952
 Mattoon Indians --- 1952
 Welch Miners --- 1951
 Wilmington Pirates --- 1950
 Ballinger Cats --- 1948
 Lockport Reds --- 1947-50
 Muncie Reds --- 1947-50
 Middletown Rockets --- 1946
 Lima Reds --- 1945
 None --- 1943-44
 Cordele Reds --- 1941-42
 Wichita Falls Spudders --- 1941
 Troy Trojans --- 1940
 Lenoir Reds --- 1940
 Bassett Furnituremakers --- 1939-40
 Rogers Reds --- 1938
 Union City Greyhounds --- 1938
 Bisbee Bees --- 1937
 DeLand Reds --- 1936-37
 Fremont Reds --- 1936-37
 Monahans Trojans --- 1937
 Paducah Indians --- 1936
 Cordele Reds --- 1936
 Lincoln Red Links --- 1936
 Lake Charles Skippers --- 1935
 Union City Greyhounds --- 1935
 Monessen Reds --- 1935
 Jeannette Reds --- 1934
 None --- 1933
 Cedar Rapids Bunnies --- 1932

Open

Seattle Rainiers --- 1956-57

No Class

Modesto Reds --- 1934-36, 1928-29



INF Cam Collier

2022 FIRST-ROUND DRAFT PICK

The Reds selected **INF Cam Collier** (6-2, 210, L/R) out of Chipola Junior College (Marianna, FL) with the team's first pick (18th overall) of the 2022 first-year player draft.

Collier, 17, was rated by *Baseball America* the seventh-best player and by MLB.com the eighth-best player eligible for the draft. The native of Austell, GA is the son of former major leaguer **Lou Collier**.

In the summer of 2022, Collier played for the Cotuit Kettleers as the youngest player ever to appear in a Cape Cod League game.

2022 First-Year Player Draft Selections

Rd	Player	Pos.	B-T	Age	Ht.	Wt.	DOB	School (Hometown)
1	Cam Collier	3B	L-R	17	6-2	210	11/20/04	Chipola Junior College (Austell, GA)
1C	Sal Stewart	3B	R-R	18	6-3	215	12/7/03	Westminster Christian HS (Miami, FL)
2	Logan Tanner	C	R-R	21	6-1	200	11/10/00	Mississippi State University (Lucedale, MS)
CB-B	Justin Boyd	OF	R-R	20	6-0	195	3/30/01	Oregon State University (Parker, CO)
3	Bryce Hubbard	LHP	L-L	21	6-0	175	6/28/01	Florida State University (Windermere, FL)
4	Kenya Huggins	RHP	R-R	19	6-4	230	12/12/02	Chipola Junior College (Avondale, LA)
5	Cade Hunter	C	L-R	21	6-2	195	11/29/00	Virginia Tech (Blacksburg, VA)
6	Zachary Maxwell	RHP	R-R	21	6-6	275	1/26/01	Georgia Tech (Acworth, GA)
7	Trey Faltine	SS	R-R	21	6-3	185	1/8/01	University of Texas (Richmond, TX)
8	Chris McElvain	RHP	R-R	21	6-1	205	9/15/00	Vanderbilt Univ. (Thompson's Station, TN)
9	Rob Hensey	LHP	L-L	22	6-4	220	9/29/99	Monmouth University (Campbell Hall, NY)
10	Brody Jessee	RHP	R-R	21	6-4	217	12/1/00	Gonzaga University (Anchorage, AK)
11	Ben Brutti	RHP	R-R	19	6-3	200	5/16/03	South Kingston HS (Wakefield, RI)
12	Mason Pelio	RHP	R-R	22	6-4	230	7/15/00	Boston College (San Diego, CA)
13	Jonathan Harmon	RHP	R-R	21	6-5	195	9/4/00	Northwestern State University (Hornbeck, LA)
14	Jared Lyons	RHP	R-R	21	6-1	185	9/27/00	George Mason University (Springfield, VA)
15	Adam Serwinowski	LHP	L-L	18	6-5	190	6/7/04	Eastside HS (Taylors, SC)
16	Trey Braithwaite	RHP	R-R	24	6-3	210	9/23/97	West Virginia University (Winchester, VA)
17	Easton Sikorski	RHP	R-R	22	6-0	205	1/12/00	Western Michigan Univ. (Fraser, MI)
18	Mason Neville	OF	L-L	22	6-2	180	1/13/04	Basic HS (Henderson, NV)
19	Tyler Chadwick	RHP	S-R	20	6-5	230	9/4/01	Iowa Western CC (Marshall, WI)
20	Joseph Menefee	LHP	L-L	22	6-1	220	10/6/99	Texas A&M University (Richmond, TX)

Players in red did not sign

SHELDON "CHIEF" BENDER AWARD REDS MINOR LEAGUE PLAYER OF THE YEAR

2022.....Ely De La Cruz, SS	2014.....Ben Lively, RHP	2007.....Jay Bruce, OF
2021.....Jose Barrero, INF	2013.....Seth Mejias-Brean, 3B	2006.....Homer Bailey, RHP
2020.....No minor league season	2012.....Billy Hamilton, SS	2005.....Chris Denorfia, OF
2019.....Aristides Aquino, OF	2011.....Billy Hamilton, SS	2004.....Richie Gardner, RHP
2018.....Ibandel Isabel, INF	2010.....Devin Mesoraco, C	2003.....Stephen Smitherman, OF
2017.....Nick Senzel, 3B	2009.....Chris Heisey, OF	2002.....Brandon Larson, 3B
2016.....Aristides Aquino, OF	2008.....Chris Valaika, SS	2001.....Adam Dunn, OF
2015.....Tyler Mahle, RHP		2000.....Austin Kearns, OF

REDS ALL-TIME NO. 1 DRAFT SELECTIONS
JUNE DRAFT

Year	Player (overall pick)	Position
1965	Bernie Carbo (16)	3B
1966	Gary Nolan (13)	RHP
1967	Wayne Simpson (8)	RHP
1968	Tim Grant (13)	RHP
1969	Don Gullett (14)	LHP
1970	Gary Polcynski (15)	SS
1971	Mike Miley (24)	SS
1972	Larry Payne (7)	RHP
1973	Brad Kessler (22)	OF
1974	Steve Reed (23)	RHP
1975	Tony Moretto (22)	OF
1976	Mark King (23)	RHP
1977	Tad Vegner (24)	3B
1978	Nick Esasky (17)	OF
1979	Dan LaMar (20)	C
1980	Ron Robinson (19)	RHP
1981	Lanell Culver (42, 2nd round)	OF
1982	Scott Jones (22)	LHP
1983	Kurt Stillwell (2)	SS
1984	Pat Pacillo (5)	RHP
1985	Barry Larkin (4)	SS
1986	Scott Scudder (17)	RHP
1987	Jack Armstrong (18)	RHP
1988	Jeff Branson (45, 2nd round)	INF
1989	Scott Bryant (20)	OF
1990	Dan Wilson (7)	C
1991	Pokey Reese (20)	SS
1992	Chad Mottola (5)	OF
1993	Pat Watkins (32, 2nd round)	OF
1994	C.J. Nitkowski (9)	LHP
1995	Brett Tomko (54, 2nd round)	RHP
1996	John Oliver (25)	OF
1997	Brandon Larson (14)	INF
1998	Austin Kearns (7)	OF
1999	Ty Howington (14)	LHP
2000	David Espinosa (23)	SS
2001	Jeremy Sowers (20)	LHP
2002	Chris Gruler (3)	RHP
2003	Ryan Wagner (14)	RHP
2004	Homer Bailey (7)	RHP
2005	Jay Bruce (12)	OF
2006	Drew Stubbs (8)	OF
2007	Devin Mesoraco (15)	C
2008	Yonder Alonso (7)	1B
2009	Mike Leake (8)	RHP
2010	Yasmani Grandal (12)	C
2011	Robert Stephenson (27)	RHP
2012	Nick Travieso (14)	RHP
2013	Phillip Ervin (27)	CF
2014	Nick Howard (19)	RHP
2015	Tyler Stephenson (11)	C
2016	Nick Senzel (2)	3B
2017	Hunter Greene (2)	RHP
2018	Jonathan India (5)	INF
2019	Nick Lodolo (7)	LHP
2020	Austin Hendrick (12)	OF
2021	Matt McLain (17th)	SS
2022	Cam Collier (18th)	3B

JUNE DRAFT - SECONDARY PHASE

Year	Player	Position
1966	John Dow	OF
1967	Frank Duffy	SS
1968	Mel Behney	LHP

1969	John Grubb	OF
1970	Pat Osburn	LHP
1971	Darrell Devitt	RHP
1972	No Selection	
1973	Gary Lucas	LHP
1974	Mike Gatlin	INF
1975	Marshall Burk	SS/RHP
1976	Bruce Berenyi	RHP
1977	Bob Potts	OF
1978	Brad Lesley	RHP
1979	Larry Mikesell	LHP
1980	Kevin Maroney	OF
1981	Don Long	SS
1982	Kal Daniels	OF
1983	Rob Dibble	RHP
1984	No Selection	
1985	Jeff Forney	OF
1986	Greg Lonigro	SS

JANUARY DRAFT

Year	Player	Position
1966	No Selection	
1967	Marvin Branscomb	OF
1968	Donald Shrum	RHP
1969	John Jackson	RHP
1970	Dale Harrington	RHP
1971	Eddie Tobin	OF
1972	Greg Sinatro	SS/3B
1973	Gary Lucas	LHP
1974	Mike Armstrong	RHP
1975	Jim Slaughter	C
1976	Rod Patterson	RHP
1977	Gregg Lorenz	LHP
1978	Brad Lesley	RHP
1979	Kevin Waller	OF/3B
1980	Mark Bowden	LHP
1981	Dan Durst	RHP
1982	Orsino Hill	OF
1983	Ted Langdon	RHP
1984	Dusty Rogers	LHP
1985	Scott Willis	RHP
1986	Ron Wenrich	1B

JANUARY DRAFT - SECONDARY PHASE

Year	Player	Position
1966	Dan McGinn	LHP
1967	David Speas	INF
1968	Charles West	OF
1969	Ross Grimsley	LHP
1970	Harold Wall	RHP
1971	Gayling Pabst	SS/OF
1972	Tom Hume	RHP
1973	Jeff Chandler	LHP
1974	James Diventi	RHP
1975	Larry Pekarcik	RHP
1976	Duane Walker	OF/LHP
1977	Bill Scherrer	LHP
1978	Wayne Guinn	RHP
1979	Bill Bordley	LHP
1980	Scott Meier	C
1981	Rob Murphy	LHP
1982	Ricki Carter	OF
1983	Tracy Jones	OF
1984	Fred Carter	OF
1985	Tom Powers	RHP
1986	Richard Parker	C

2022 MINOR LEAGUE AWARD WINNERS

BASEBALL AMERICA'S 2022 MINOR LEAGUE ALL-STARS

FIRST TEAM

SS Elly De La Cruz

ADVANCED CLASS A

SS Elly De La Cruz

3B Christian Encarnacion-Strand

CLASS A

SS Edwin Arroyo

ROOKIE COMPLEX

OF Hector Rodriguez

MiLB.COM 2022 ALL-STARS

MIDWEST LEAGUE

SS Elly De La Cruz

3B Christian Encarnacion-Strand

MIDWEST LEAGUE MVP

Christian Encarnacion-Strand

MIDWEST LEAGUE TOP MLB PROSPECT

Elly De La Cruz

MiLB.COM 2022 REDS ORGANIZATION ALL-STARS

CATCHER

Daniel Vellojin

FIRST BASE

Alex McGarry

SECOND BASE

Tyler Callihan

THIRD BASE

Nick Quintana

SHORTSTOP

Elly De La Cruz

OUTFIELD

Michael Siani, Isiah Gilliam, Allan Cerda

RIGHT-HANDED STARTER

Joe Boyle

LEFT-HANDED STARTER

Andrew Abbott

RELIEVER

Fernando Cruz

2022 REDS MINOR LEAGUE AWARDS

Player of the Year, Bender Award SS Elly De La Cruz
 Pitcher of the Year LHP Andrew Abbott
 Hitter of the Year OF Alex McGarry

2022 REDS MINOR LEAGUE PLAYERS OF THE MONTH

Month	Player	Pitcher
April	T.J. Hopkins	Andrew Abbott
May	Rece Hinds	Joe Boyle
June	Elly De La Cruz	Javier Rivera
July	Carlos Sanchez	Cristian Galindo
August	Elly De La Cruz	Fernando Cruz
September	Christian Encarnacion-Strand	Andrew Abbott

BASEBALL AMERICA'S 2023 ORGANIZATION TALENT RANKINGS

Rank	Team
1.	Baltimore Orioles
2.	Arizona Diamondbacks
3.	Los Angeles Dodgers
4.	Cleveland Guardians
5.	New York Mets
6.	Tampa Bay Rays
8.	Washington Nationals
8.	CINCINNATI REDS
9.	St. Louis Cardinals
10.	Boston Red Sox

BASEBALL AMERICA & MLB PIPELINE'S 2023 TOP 100 PROSPECTS LISTS

Player	Baseball America	MLB Pipeline
IF Elly De La Cruz	8	10
IF Noelvi Marte	63	29
IF Edwin Arroyo	65	44
IF Cam Collier	70	69

BASEBALL AMERICA'S 2023 TOP 10 REDS PROSPECTS

Rank	Position
1.	Elly De La Cruz SS
2.	Noelvi Marte SS
3.	Edwin Arroyo SS
4.	Cam Collier 3B
5.	Christian Encarnacion-Strand 1B/3B
6.	Chase Petty RHP
7.	Spencer Steer 3B
8.	Sal Stewart 3B
9.	Connor Phillips RHP
10.	Brandon Williamson LHP

2023 BEST TOOLS SURVEY, REDS SYSTEM

Best Tool	Player
Hitter for Average	Cam Collier
Power Hitter	Elly De La Cruz
Strike Zone Discipline	Spencer Steer
Fastest Baserunner	Elly De La Cruz
Best Athlete	Elly De La Cruz
Best Fastball	Connor Phillips
Best Curveball	Joe Boyle
Best Slider	Connor Phillips
Best Changeup	Levi Stoudt
Best Control	Javi Rivera
Defensive Catcher	Logan Tanner
Defensive Infielder	Edwin Arroyo
Infield Arm	Elly De La Cruz
Defensive Outfielder	Michael Siani
Outfield Arm	Rece Hinds

2022 MINOR LEAGUE LEADERS
BATTING AVERAGE

Carlos Sanchez.....DSL REDS.....	355
Leonardo Balcazar.....ACL REDS.....	322
Elly De La Cruz.....CHA / DAY.....	304
Ariel Almonte.....ACL REDS.....	286
Isiah Gilliam.....LOU / CHA.....	274
Cristian Santana.....LOU.....	271
Lorenzo Cedrola.....LOU.....	267
Alex McGarry.....LOU / CHA / DAY.....	264
Carlos Jorge.....ACL REDS.....	261
TJ Hopkins.....LOU / CHA.....	259

HOME RUNS

Elly De La Cruz.....CHA / DAY.....	28
Alex McGarry.....LOU / CHA / DAY.....	27
Allan Cerda.....CHA / DAY.....	24
Austin Hendrick.....DAY / DBT.....	21
TJ Hopkins.....LOU / CHA.....	21

RBI

Elly De La Cruz.....CHA / DAY.....	86
TJ Hopkins.....LOU / CHA.....	80
Alex McGarry.....LOU / CHA / DAY.....	78
Austin Hendrick.....DAY / DBT.....	69
Isiah Gilliam.....LOU / CHA.....	68

STOLEN BASES

Michael Siani.....LOU / CHA.....	52
Elly De La Cruz.....CHA / DAY.....	47
Jay Allen II.....DAY / DBT.....	43
Carlos Jorge.....ACL REDS.....	27
Matt McLain.....CHA.....	27

INNINGS PITCHED

Randy Wynne.....LOU.....	132.2
Eduardo Salazar.....CHA.....	125.2
Brandon Williamson.....LOU / CHA.....	122.2
Carson Spiers.....LOU / CHA.....	121.2
Andrew Abbott.....CHA / DAY.....	118.0

WINS

Andrew Abbott.....CHA / DAY.....	10
Julian Aguiar.....DAY / DBT.....	7
Frainger Aranguren.....DAY / DBT / ACL.....	7
Dennis Boatman.....DAY / DBT.....	7
6 others.....	6

SAVES

Fernando Cruz.....LOU.....	23
Donovan Benoit.....DAY.....	13
Pedro Garcia.....LOU / CHA.....	12
Ricky Karcher.....LOU / CHA.....	10
Dennis Boatman.....DAY / DBT.....	6

STRIKEOUTS

Andrew Abbott.....CHA / DAY.....	159
Joe Boyle.....CHA / DAY.....	153
Connor Phillips.....CHA / DAY.....	150
Connor Curllis.....CHA.....	124
Brandon Williamson.....LOU / CHA.....	123

2022 REDS MINOR LEAGUE AFFILIATE STANDINGS

Club	1st Half		2nd Half		Overall	
	W-L	Place	W-L	Place	W-L	Pct.
Louisville - AAA	60-90	10th	-	-	60-90	.400
Chattanooga - AA	34-35	3rd	27-40	4th	61-75	.449
Dayton - High A	39-27	2nd	28-34	4th	67-61	.523
Daytona - Low A	29-36	4th	25-38	4th	54-74	.422
ACL Reds - R	32-19	1st	-	-	32-19	.627
DSL Reds - R	24-26	3rd	-	-	24-26	.480
Totals					298-345	.463

2022 NL ORGANIZATIONAL STANDINGS

1. Colorado	395-325	.549
2. Los Angeles	393-328	.545
3. San Diego	345-316	.522
4. Pittsburgh	370-346	.517
5. Milwaukee	396-372	.516
6. San Francisco	389-384	.503
7. Atlanta	330-328	.502
8. Miami	355-354	.501
9. Chicago	360-362	.499
10. St. Louis	322-339	.487
11. Washington	321-339	.486
12. New York	348-369	.485
13. Philadelphia	347-372	.483
14. Arizona	362-410	.469
15. Cincinnati	298-345	.463

Louisville Bats (AAA)

Player	AVG	G	AB	R	H	2B	3B	HR	RBI	BB	SO	SB	OPS
Almora Jr., A	.296	20	81	9	24	4	0	0	7	2	8	0	.659
Amburgey, T	.226	39	133	19	30	4	1	7	12	15	46	0	.731
Aquino, A	.312	22	77	18	24	6	0	8	19	9	33	2	1.108
Barrera, J	.209	55	220	27	46	8	1	9	24	11	89	5	.639
Bauers, J	.135	29	96	7	13	4	0	3	12	19	33	4	.547
Cedrola, L	.267	124	475	64	127	20	5	4	41	13	84	15	.659
Córdoba, A	.162	34	99	15	16	2	0	3	13	9	22	9	.536
Creal, A	.200	2	5	0	1	0	0	0	0	1	1	1	.533
Cruz, F	.000	51	0	0	0	0	0	0	0	0	0	0	.000
Dawson, R	.252	116	393	58	99	23	0	11	43	42	112	11	.733
De León, M	.233	64	202	22	47	9	0	3	13	19	49	0	.624
Deluca, J	.000	1	2	0	0	0	0	0	0	0	0	0	.000
Fairchild, S	.273	34	121	23	33	6	1	7	16	10	34	5	.850
Fraley, J	.268	12	41	8	11	0	0	1	4	7	14	1	.716
Free, J	.176	5	17	1	3	1	0	0	0	0	6	0	.411
Friedl, T	.278	64	205	33	57	9	3	8	38	28	48	10	.839
Garcia, A	.190	5	21	2	4	2	0	1	4	1	9	0	.656
Gilliam, I	.253	53	158	26	40	10	3	6	35	20	58	4	.807
Hernandez, M	.239	22	67	7	16	1	0	1	4	7	18	0	.610
Hopkins, T	.255	25	94	11	24	5	0	4	14	8	29	2	.756
India, J	.167	4	12	0	2	0	0	0	2	3	4	0	.500
Kolozsvary, M	.168	42	119	14	20	6	0	3	7	13	44	0	.627
Leon, S	.222	26	72	5	16	3	0	1	7	10	12	0	.687
Lepton, S	.206	7	24	5	5	3	1	0	3	0	7	0	.625
Lopez, A	.256	46	160	14	41	8	0	3	22	17	21	2	.893
McGarry, A	.208	8	24	2	5	2	0	0	0	2	6	0	.561
Moran, C	.249	53	193	21	48	11	0	7	26	18	54	0	.725
Motter, T	.250	39	132	12	33	4	0	8	18	19	34	0	.802
Naquin, T	.308	4	13	2	4	1	1	1	2	3	4	0	1.207
Okey, C	.220	41	118	18	26	4	3	2	14	10	39	0	.635
Papierski, M	.298	17	47	6	14	2	0	3	13	9	12	0	.953
Piscotty, S	.250	24	88	8	22	3	0	5	14	7	24	0	.768
Querecuto, J	.256	108	398	52	102	27	2	11	34	29	80	10	.725
Reynolds, M	.300	3	10	0	3	0	0	0	1	1	1	0	.664
Riddle, J	.208	27	96	7	20	4	1	3	5	5	22	0	.615
Rivas, L	.243	39	140	19	34	7	0	2	12	23	46	6	.686
Robinson, C	.253	27	87	11	22	5	1	2	12	5	19	0	.703
Santana, C	.271	121	457	49	124	22	0	11	67	35	112	1	.717
Schrock, M	.304	20	69	14	21	3	0	2	9	3	10	0	.777
Senzel, N	.000	4	10	1	0	0	0	0	1	1	3	0	.167
Siani, M	.250	8	36	6	9	0	0	2	6	1	5	3	.680
Solano, D	.345	9	29	2	10	4	0	1	3	2	4	0	.998
Steer, S	.293	23	92	14	27	7	0	3	13	9	23	1	.842
Stephenson, T	.267	4	15	1	4	1	0	0	1	0	8	0	.600
Tenerosky, R	.170	14	47	7	8	2	1	0	6	5	12	0	.559
Votto, J	.250	2	4	0	1	0	0	0	1	3	2	0	.821
Willems, J	.200	2	5	1	1	1	0	0	0	0	2	0	.600
Yang, E	.308	13	39	3	12	2	0	0	5	3	14	0	.716
Team Totals	.248	150	5043	643	1249	246	24	146	603	457	1319	94	.711

Pitcher	W-L	ERA	G	GS	CG	SHO	SV	IP	H	R	ER	BB	SO
Ashcraft, G	3-2	2.29	8	8	0	0	0	35.1	42	24	9	17	35
Byrne, M	0-0	3.86	5	0	0	0	0	4.2	6	2	2	4	5
Castillo, L	0-0	0.00	2	2	0	0	0	8.0	5	0	0	5	12
Cruz, F	4-4	2.89	51	0	0	0	23	56.0	39	22	18	19	66
De León, M	0-0	0.00	1	0	0	0	0	0.1	0	0	0	0	0
Demurias, E	4-2	3.95	55	0	0	0	1	54.2	52	28	24	33	59
Detwiler, R	1-0	3.86	7	0	0	0	0	7.0	6	3	3	5	7
Dieth, P	2-1	4.24	25	0	0	0	0	23.1	18	12	11	8	30
Dowdy, K	1-3	3.96	48	0	0	0	1	52.1	47	29	23	31	56
Duarte, D	0-1	3.96	10	0	0	0	0	7.2	8	8	6	7	7
Dugger, R	2-1	4.65	14	7	0	0	0	50.1	49	28	26	26	39
Durin, J	0-3	6.21	8	8	0	0	0	29.0	31	26	20	18	27
Espinal, R	0-1	4.58	6	3	0	0	0	19.2	17	10	10	7	22
Farmer, B	0-3	3.63	20	0	0	0	1	22.1	18	9	9	9	34
Farrell, L	0-0	0.00	1	0	0	0	0	1.0	0	0	0	0	2
Flores Jr., B	0-1	7.13	5	5	0	0	0	17.2	24	15	14	12	13
Garcia, P	1-0	10.80	9	0	0	0	0	6.2	12	8	8	3	8
Godley, Z	1-0	8.06	14	2	0	0	0	22.1	31	23	20	19	29
Greene, H	0-0	2.57	3	3	0	0	0	7.0	6	2	2	2	5
Hendrix, R	1-1	5.12	42	0	0	0	0	38.2	33	23	22	31	53
Howard, N	0-2	10.80	14	0	0	0	0	13.1	25	20	16	14	14
Kärcher, R	2-3	3.98	32	0	0	0	4	31.2	25	16	14	19	46
Kuhnel, J	0-1	2.61	10	0	0	0	3	10.1	9	3	3	1	7
Law, D	0-0	1.13	6	0	0	0	0	8.0	4	1	1	3	3
Lively, B	2-5	4.09	18	18	0	0	0	77.0	76	36	35	28	79
Lodolo, N	0-0	2.53	3	3	0	0	0	10.2	12	3	3	2	16
Lopez, D	0-1	14.29	6	0	0	0	0	5.2	8	11	9	5	4
McGuire, D	4-5	6.32	20	14	0	0	0	74.0	74	54	52	43	60
Minor, M	1-2	3.38	4	4	0	0	0	16.0	15	7	6	1	20
Moreta, D	3-4	3.95	28	0	0	0	1	27.1	31	16	12	28	28
Nicolino, J	4-6	5.82	20	18	0	0	0	85.0	99	55	55	28	54
Nutof, R	0-0	4.15	4	0	0	0	0	4.1	3	2	2	5	2
O'Brien, R	0-0	6.00	1	0	0	0	0	3.0	2	2	2	1	4
Overton, C	2-3	2.70	6	4	0	0	0	26.2	22	12	8	5	31
Payano, P	2-4	3.26	50	0	0	0	0	60.2	53	25	22	40	62
Pidich, M	5-4	7.26	32	0	0	0	0	39.2	47	36	32	20	46
Pinto, J	0-2	10.43	16	0	0	0	0	14.2	18	21	17	16	15
Pucheu, J	0-0	16.20	1	0	0	0	0	1.2	5	3	3	2	2
Sanmartin, R	2-2	7.36	7	2	0	0	0	18.1	24	16	15	4	26
Sims, L	0-0	2.25	4	2	0	0	0	4.0	2	1	1	1	5
Solomon, J	3-2	8.93	41	0	0	0	0	40.1	48	42	40	29	44
Spiers, C	2-1	7.41	5	1	0	0	0	17.0	26	16	14	6	15
Stoudt, L	0-2	3.32	6	6	0	0	0	19.0	17	7	7	10	15
Warren, A	0-0	0.00	1	0	0	0	0	1.0	1	0	0	1	1
Williamson, B	1-5	4.07	13	13	0	0	0	55.1	53	27	25	37	49
Wynne, R	6-11	4.75	26	22	0	0	0	132.2	153	75	70	34	85
Zeuch, T	0-1	3.63	5	5	0	0	0	22.1	18	10	9	10	26
Zimmer, K	1-1	6.90	33	0	0	0	0	30.0	31	24	23	28	29
Team Totals	60-90	4.97	150	150	0	5	34	1313.2	1345	813	725	660	1307

Chattanooga Lookouts (AA)

Player	AVG	G	AB	R	H	2B	3B	HR	RBI	BB	SO	SB	OPS
Cerda, A	.198	62	207	36	41	9	0	11	25	42	77	4	.751
Cotton, Q	.213	38	127	16	27	8	0	3	11	12	53	5	.640
De La Cruz, E	.305	47	190	34	58	17	3	8	34	16	64	19	.910
De León, M	.266	32	128	10	34	11	0	2	19	7	32	0	.699
Encarnacion-Strand, C	.309	35	136	13	42	6	1	7	29	6	38	0	.873
Free, J	.261	63	211	22	55	7	0	8	27	14	53	0	.721
Gilliam, I	.288	62	229	42	66	14	1	12	33	29	84	9	.891
Hernandez, M	.300	5	20	3	6	1	0	0	2	1	7	0	.683
Hinds, R	.310	6	29	3	9	2	1	2	4	0	12	0	.965
Hopkins, T	.260	101	373	57	97	21	2	17	66	40	117	6	.800
Hurtubise, J	.250	63	156	27	39	2	2	1	9	23	41	16	.693
Johnson, I	.261	50	180	32	47	12	3	4	25	13	66	4	.753
Kolozsvary, M	.100	4	10	4	1	0	0	0	2	4	4	0	.500
Leyton, S	.133	3	15	1	2	0	0	0	0	0	4	0	.266
Lloyd, M	.187	20	75	10	14	5	0	2	14	10	25	1	.624
McAfee, Q	.217	77	254	36	55	11	1	6	29	34	82	2	.661
McGarry, A	.256	61	238	34	61	11	3	16	41	16	73	9	.838
McLain, M	.232	103	371	67	86	21	5	17	58	70	127	27	.816
Quintana, N	.233	53	189	27	44	11	0	4	20	29	48	0	.698
Rey, B	.255	15	51	4	13	2	0	1	6	0	8	0	.636
Rivas, L	.216	56	171	23	37	6	1	5	23	16	35	10	.643
Robinson, C	.276	31	116	13	32	5	0	3	13	9	30	4	.730
Siani, M	.252	121	456	76	115	19	7	12	49	64	90	49	.755
Tenerowicz, R	.288	45	146	26	42	10	0	6	22	27	39	1	.907
Urbaz, F	.280	46	164	30	46	11	1	3	22	21	31	2	.779
Vellojin, D	.191	29	94	12	18	2	1	4	14	16	34	0	.671
Willems, J	.133	6	15	1	2	0	1	0	1	1	7	0	.583
Wolforth, G	.237	11	38	5	9	2	0	2	4	4	14	0	.757
Yang, E	.170	35	112	13	19	6	0	2	15	16	35	2	.556
Team Totals	.248	136	4501	677	1117	232	33	158	617	540	1330	170	.759

Pitcher	W-L	ERA	G	GS	CG	SHO	SV	IP	H	R	ER	BB	SO
Abbott, A	7-7	4.75	20	20	1	1	0.0	91	84	52	48	41	119
Ashcraft, G	0-1	6.00	1	1	0	0	0.0	3	4	2	2	1	6
Benschoter, S	0-1	13.50	1	1	0	0	0.0	4	3	6	6	4	4
Boyle, J	0-2	4.85	6	5	0	0	0.0	26	21	16	14	25	31
Branche, S	2-3	5.97	28	0	0	0	1.0	34.2	34	17	23	35	46
Byrne, M	2-5	4.61	37	0	0	0	2.0	56.2	58	35	29	24	68
Cachutt, M	0-0	1.50	4	0	0	0	0.0	6	4	1	1	3	3
Curlis, C	3-9	6.34	32	19	0	0	1.0	110.2	123	82	78	37	124
Fisher, A	3-0	4.09	39	0	0	0	3.0	44	43	20	20	32	55
Garcia, P	2-2	2.17	40	0	0	0	12.0	49.2	38	17	12	19	58
Gayman, M	0-0	18.41	6	0	0	0	0.0	7.1	17	17	15	6	9
Karcher, R	3-2	3.24	20	0	0	0	6.0	25	20	12	9	21	42
Keys, J	3-3	6.10	26	0	0	0	0.0	41.1	43	33	28	33	45
Kravetz, E	0-0	4.22	11	0	0	0	2.0	21.1	22	11	10	14	26
Lopez, D	0-1	67.50	1	0	0	0	0.0	0.2	4	5	5	1	1
McWilliams, S	0-5	8.50	7	5	0	0	0.0	18	21	19	17	15	18
Medrano, M	0-0	5.17	6	0	0	0	2.0	15.2	12	9	9	14	21
Minor, M	0-1	32.40	1	1	0	0	0.0	1.2	5	6	6	1	1
Nutof, R	6-2	2.96	39	0	0	0	2.0	54.2	51	26	18	29	65
Phillips, C	1-5	4.93	12	12	0	0	0.0	45.2	48	26	25	34	60
Pidich, M	0-0	8.18	10	0	0	0	0.0	11	13	10	10	6	11
Pinto, J	5-0	3.69	25	0	0	0	1.0	31.2	33	19	13	16	43
Pucheu, J	0-1	10.38	2	1	0	0	0.0	4.1	6	5	5	3	5
Roa, C	2-0	1.06	3	3	0	0	0.0	17	5	2	2	7	19
Salazar, E	6-10	5.16	27	27	0	0	0.0	125.2	130	78	72	64	111
Salinas, R	5-4	5.60	31	2	0	0	1.0	70.2	73	48	44	47	59
Solomon, J	0-0	0.00	5	0	0	0	3.0	7	2	0	0	1	6
Spiers, C	2-5	4.99	22	22	0	0	0.0	104.2	114	66	58	39	90
Stockton, S	3-3	4.04	25	1	0	0	0.0	49	42	25	22	22	51
Stoudt, L	1-0	0.00	1	1	0	0	0.0	5	2	0	0	0	6
Timpanelli, V	0-0	7.00	11	0	0	0	0.0	18	20	16	14	21	25
Williamson, B	5-2	4.14	14	14	0	0	0.0	67.1	61	31	31	40	74
Team Totals	61-75	5.01	136	136	1	3	36.0	1179.2	1168	734	657	670	1309

Dayton Dragons (Advanced A)

Player	AVG	G	AB	R	H	2B	3B	HR	RBI	BB	SO	SB	OPS
Allen II, J	.230	18	74	13	17	1	2	0	8	4	19	12	.598
Almora Jr., A	.313	4	16	2	5	0	0	0	2	0	4	1	.626
Callihan, T	.232	56	211	27	49	12	4	4	20	17	61	6	.681
Cerda, A	.219	62	201	38	44	13	1	13	31	42	91	3	.857
Cotton, Q	.145	22	76	7	11	2	0	2	6	10	36	2	.494
Creal, A	.211	57	161	22	34	9	1	2	13	19	52	14	.631
De La Cruz, E	.302	73	281	53	85	14	6	20	52	24	94	28	.968
Fraley, J	.000	1	1	1	0	0	0	0	0	1	0	1	.667
Hendrick, A	.222	73	261	39	58	17	0	14	48	29	107	14	.759
Hinds, R	.235	67	247	33	58	9	4	10	26	23	107	13	.735
Ibarra, R	.188	25	85	11	16	3	0	4	8	7	21	1	.631
Jones, H	.067	4	15	2	1	0	0	1	1	0	7	0	.334
Leyton, S	.293	23	82	14	24	8	1	3	16	3	18	3	.857
Marte, N	.292	30	106	12	31	4	0	4	13	17	23	10	.840
Martinez, J	.249	60	189	21	47	15	1	4	20	15	57	1	.715
McAfee, Q	.191	19	68	13	13	1	0	2	4	12	17	0	.631
McGarry, A	.286	41	154	23	44	10	3	11	37	10	57	6	.939
Nelson, M	.219	82	283	40	62	13	2	8	24	24	108	1	.667
Quintana, N	.257	59	183	29	47	12	0	6	32	33	52	5	.793
Rey, B	.233	15	60	8	14	3	1	1	8	0	8	0	.637
Rogers, J	.097	21	62	9	6	1	1	0	4	12	29	3	.398
Thompson, J	.247	90	291	45	72	15	2	7	34	49	117	20	.749
Torres, J	.234	107	397	53	93	14	2	13	46	28	116	26	.665
Trautwein, M	.152	29	79	7	12	1	0	0	8	8	33	0	.401
Triana, M	.213	25	94	19	20	4	2	7	19	7	34	2	.800
Vellojin, D	.271	21	70	10	19	2	0	5	10	13	24	0	.907
Votto, J	.143	2	7	1	1	0	0	0	0	1	3	0	.393
Willems, J	.183	33	104	9	19	6	0	2	6	3	35	2	.525
Wolforth, G	.177	69	220	25	39	11	1	9	36	28	107	1	.648
Team Totals	.231	128	4078	586	941	200	34	152	532	439	1437	175	.725

Pitcher	W-L	ERA	G	GS	CG	SHO	SV	IP	H	R	ER	BB	SO
Abbott, A	3-0	0.67	5	4	0	0	0	27.0	16	2	2	7	40
Aguiar, J	0-1	6.75	2	2	0	0	0	8.0	8	7	6	5	10
Arangueren, F	4-1	2.91	10	0	0	0	0	21.2	21	9	7	10	12
Benoit, D	3-4	4.00	33	0	0	0	13	45.0	32	22	20	22	61
Benschoter, S	1-1	4.32	4	4	0	0	0	16.2	17	10	8	5	23
Boatman, D	3-2	3.14	9	0	0	0	1	14.1	11	6	5	3	18
Bonnin, B	1-1	2.52	6	5	0	0	0	25.0	11	9	7	12	28
Boyle, J	3-4	2.17	17	17	0	0	0	74.2	25	20	18	59	122
Cachutt, M	2-1	4.73	23	0	0	0	2	45.2	33	26	24	21	27
Castillo, L	0-0	3.86	1	1	0	0	0	2.1	2	1	1	3	4
Correa, J	0-0	0.00	3	1	0	0	0	7.0	1	0	0	5	7
Dunn, J	0-0	4.50	1	1	0	0	0	2.0	3	1	1	1	1
Farr, T	4-6	4.80	22	20	0	0	0	99.1	111	57	53	37	102
Gayman, M	3-1	2.94	24	0	0	0	1	49.0	48	16	16	10	53
Gilbert, J	5-3	5.77	30	0	0	0	0	53.0	54	43	34	35	59
Gozzo, J	1-0	3.95	25	0	0	0	3	41.0	28	20	18	24	36
Hajjar, S	0-1	6.43	2	2	0	0	0	7.0	4	5	5	6	10
Hanson, N	0-1	9.53	5	0	0	0	1	5.2	8	9	6	8	5
Holt, O	0-0	2.45	4	0	0	0	0	7.1	5	2	2	3	7
Kravetz, E	4-5	4.19	17	8	0	0	1	62.1	58	36	29	27	77
Marinan, J	3-3	7.88	26	4	0	0	0	53.2	67	52	47	31	55
Martinez, J	0-0	18.00	1	0	0	0	0	1.0	3	2	2	1	1
Medrano, M	2-5	7.79	12	6	0	0	0	34.2	35	32	30	25	34
Petty, C	1-2	4.40	7	7	0	0	0	30.2	27	15	15	7	33
Phillips, C	4-3	2.95	12	12	0	0	0	64.0	39	23	21	32	90
Proctor, J	4-4	5.10	11	11	0	0	0	47.2	50	33	27	24	40
Pucheu, J	1-1	6.30	3	0	0	0	0	10.0	11	8	7	5	6
Rivera, J	1-1	5.12	5	5	0	0	0	19.1	15	12	11	7	23
Roa, C	4-3	4.14	17	17	0	0	0	74.0	59	37	34	48	83
Roxby, B	3-0	4.84	19	0	0	0	3	22.1	20	13	12	10	32
Rudd, C	1-4	8.88	20	0	0	0	3	24.1	26	26	24	14	33
Sandridge, J	1-1	5.63	11	0	0	0	0	16.0	7	10	10	17	24
Stevenson, J	1-1	10.13	26	0	0	0	1	26.2	29	31	30	36	29
Stockton, S	3-0	1.76	7	1	0	0	0	15.1	11	3	3	3	17
Timpanelli, V	1-1	3.94	21	0	0	0	2	29.2	22	17	13	19	54
Warren, A	0-0	0.00	3	0	0	0	0	3.0	1	0	0	0	4
Team Totals	67-61	4.53	128	128	0	9	31	1086.1	918	615	547	582	1260

Daytona Tortugas (A)

Player	AVG	G	AB	R	H	2B	3B	HR	RBI	BB	SO	SB	OPS
Allen II, J	.224	73	241	48	54	13	2	3	21	40	73	31	.691
Almonte, S	.127	26	79	7	10	2	1	0	4	7	36	1	.382
Arroyo, E	.227	27	97	16	22	6	3	1	16	9	31	4	.684
Ascanio, J	.229	16	48	10	11	0	0	0	2	6	11	0	.544
Astudillo, W	.227	50	150	12	34	8	0	0	19	9	22	1	.560
Boyd, J	.183	21	71	11	13	4	0	0	4	8	29	5	.502
Callahan, A	.256	59	203	30	52	15	1	5	22	21	49	5	.740
Callihan, T	.282	32	117	18	33	7	0	3	13	10	19	9	.755
Castro, F	.211	45	114	13	24	2	1	4	9	11	54	3	.659
Chevalier, L	.100	19	40	3	4	0	0	0	0	8	19	1	.350
Confidan, Y	.246	22	65	10	16	3	1	1	9	11	22	1	.724
Creal, A	.214	21	70	8	15	4	1	2	6	6	25	7	.686
Deluca, J	.143	2	7	2	1	1	0	0	0	1	2	0	.536
Dunn, B	.290	33	93	22	27	5	1	4	16	24	29	18	.963
Faltine, T	.237	21	59	12	14	6	0	1	10	14	24	1	.787
Fernandez, I	.175	29	80	7	14	1	0	1	3	7	25	2	.475
Franco, R	.114	16	35	4	4	0	0	1	2	4	10	0	.405
Hendrick, A	.205	36	127	19	26	4	0	7	21	14	58	2	.699
Hunter, C	.308	8	26	5	8	1	0	2	8	2	7	3	.934
Ibarra, R	.286	42	140	21	40	7	0	7	26	17	42	2	.864
Jones, H	.243	72	243	31	59	12	0	9	31	19	77	2	.708
Lantigua, D	.118	17	51	5	6	1	0	1	5	3	23	1	.363
Leyton, S	.246	51	187	25	46	12	4	8	28	2	39	3	.747
Marrero, W	.260	25	77	6	20	6	0	0	11	8	27	2	.671
Melo, J	.000	1	3	0	0	0	0	0	0	0	2	0	.000
Minier, B	.194	45	139	11	27	6	0	3	11	7	50	0	.535
O'Guinn, J	.216	70	213	21	46	14	0	3	27	40	71	3	.674
Pino, Y	.221	53	172	25	38	5	2	5	20	25	50	1	.674
Reyes, R	.147	25	75	9	11	1	0	0	2	8	21	3	.404
Rodriguez, H	.289	13	45	7	13	4	2	0	6	2	10	1	.786
Rogers, J	.285	72	253	42	72	17	5	10	43	25	104	4	.867
Salcedo, A	.154	11	26	4	4	0	0	0	4	5	11	0	.444
Santana, G	.045	8	22	2	1	0	0	0	0	1	17	0	.205
Steiger, G	.287	34	122	21	35	7	1	0	12	13	32	12	.721
Tanner, L	.211	16	57	9	12	3	0	1	7	12	20	1	.659
Thompson, J	.257	9	35	3	9	1	0	0	0	4	17	3	.619
Trautwein, M	.240	11	25	2	6	0	0	2	5	2	11	0	.776
Triana, M	.201	82	288	33	58	9	4	7	33	30	97	10	.625
Vellojin, D	.129	20	62	7	8	0	0	1	4	13	21	3	.457
Willems, J	.080	9	25	2	2	0	0	1	1	2	7	1	.348
Team Totals	.225	128	3982	543	895	187	29	93	461	450	1294	146	.669
Pitcher	W-L	ERA	G	GS	CG	SHO	SV	IP	H	R	ER	BB	SO
Abel, K	1-3	6.97	11	5	0	0	0	31.0	34	29	24	29	52
Abril, J	1-1	4.57	15	0	0	0	2	21.2	20	12	11	20	22
Acuna, J	0-1	3.16	7	5	0	0	0	31.1	17	13	11	10	35
Aguar, J	7-7	3.16	23	15	0	0	0	88.1	82	45	31	22	103
Aranguren, F	1-1	1.42	3	0	0	0	0	6.1	3	2	1	2	1
Benschoter, S	3-3	4.01	14	9	0	0	0	51.2	44	24	23	18	80
Boatman, D	4-6	3.38	20	0	0	0	5	29.1	22	15	11	15	42
Braithwaite, T	1-0	1.50	3	0	0	0	0	6.0	5	1	1	2	5
Cardona, R	4-4	3.36	25	7	0	0	5	75.0	55	29	28	50	92
Cooper, T	4-5	3.55	22	15	0	0	1	83.2	80	37	33	21	75
Correa, J	2-0	2.08	3	0	0	0	0	8.2	4	2	2	5	8
Cruz, R	0-3	5.40	14	6	0	0	0	40.0	30	27	24	27	38
Franco, J	1-6	4.44	20	13	0	0	0	77.0	76	38	38	39	104
Fransen, A	2-6	6.46	13	6	0	0	0	39.0	47	34	28	17	28
Gonzalez, A	0-2	5.06	5	0	0	0	0	5.1	3	4	3	5	8
Gustafson, S	1-1	6.10	4	0	0	0	1	10.1	17	8	7	4	7
Holt, O	2-1	2.41	20	0	0	0	3	37.1	26	10	10	13	42
Hubbart, B	1-0	0.00	3	0	0	0	0	5.2	1	0	0	3	10
Johnson, A	1-2	7.08	9	4	0	0	0	20.1	18	17	16	20	23
Lockwood, B	4-4	5.82	25	0	0	0	0	51.0	66	33	33	30	38
Maxwell, Z	0-0	6.75	3	0	0	0	0	5.1	4	4	4	7	7
Maysonet, Y	2-1	9.31	6	0	0	0	0	9.2	7	11	10	13	7
Menefee, J	0-0	2.70	3	0	0	0	0	3.1	8	1	1	1	4
Mey, L	4-1	5.65	34	0	0	0	2	43.0	45	32	27	32	58
Moore, A	0-0	12.54	6	2	0	0	0	9.1	12	14	13	12	14
Parks, H	4-6	4.70	25	14	0	0	1	82.1	75	45	43	53	94
Peralta, J	0-1	3.86	2	0	0	0	0	2.1	2	2	1	3	0
Petty, C	0-4	3.06	18	13	0	0	0	67.2	57	25	23	24	63
Pinazzi, N	0-0	9.00	1	0	0	0	0	3.0	3	3	3	2	6
Rivera, J	2-3	2.81	19	11	0	0	0	73.2	52	26	23	18	88
Rudd, C	2-1	2.77	8	3	0	0	0	26.0	12	9	8	16	38
Sandridge, J	0-1	1.46	17	0	0	0	3	24.2	12	9	4	18	43
Team Totals	54-74	4.17	128	128	0	11	23	1069.1	939	561	495	551	1235

Arizona Complex League Reds (Rookie)

Player	AVG	G	AB	R	H	2B	3B	HR	RBI	BB	SO	SB	OPS
Acosta, V	.214	10	28	5	6	4	0	0	1	5	7	0	.710
Alcantara, D	.242	27	62	12	15	3	1	2	11	15	28	7	.853
Almonte, A	.286	42	140	28	40	11	0	6	24	21	49	1	.883
Almonte, S	.088	21	34	6	3	0	0	0	3	7	17	2	.367
Antonia, D	.261	29	88	24	23	8	0	4	18	14	20	3	.866
Arroyo, E	.000	2	6	1	0	0	0	0	1	2	2	2	.222
Ascanio, J	.344	20	61	12	21	3	2	0	10	8	18	5	.882
Balcazar, L	.322	42	143	25	46	6	2	4	26	18	42	13	.887
Boyd, J	.667	1	3	2	2	1	0	0	0	0	0	1	1.667
Chevalier, L	.125	6	16	1	2	0	0	0	2	2	5	1	.347
Collier, C	.370	9	27	7	10	1	0	2	4	7	6	0	1.144
Confidan, Y	.227	9	22	3	5	2	0	1	2	5	9	0	.825
Contreras, Y	.000	2	2	0	0	0	0	0	0	4	2	0	.714
Dunn, B	.077	4	13	0	1	0	0	0	1	1	3	2	.220
Faltine, T	.500	1	2	1	1	0	0	0	0	1	0	0	1.167
Fernandez, I	.273	4	11	1	3	1	0	0	3	0	2	1	.637
Franco, R	.000	4	8	2	0	0	0	0	0	2	4	0	.200
Garcia, J	.333	10	24	3	8	1	0	1	6	3	6	0	.933
Hernandez, M	.275	12	40	11	11	2	0	2	10	5	9	1	.831
Hinds, R	.063	6	16	2	1	0	0	0	0	2	6	2	.274
Hunter, C	.400	6	15	5	6	2	1	1	5	5	4	0	1.438
Ininio, W	.171	26	76	9	13	3	0	1	5	8	33	0	.523
Jorge, C	.261	42	119	32	31	7	2	7	21	25	41	27	.934
Marrero, W	.250	22	60	15	15	4	1	2	11	16	22	0	.901
Melo, J	.267	5	15	1	4	0	0	0	3	2	1	0	.620
Minier, B	.320	7	25	5	8	2	0	1	7	4	8	0	.934
Omana, D	.138	10	29	2	4	1	0	0	2	1	4	0	.339
Pino, Y	.200	4	15	3	3	0	1	1	4	2	5	1	.811
Rey, B	.241	9	29	8	7	1	0	0	4	5	9	5	.681
Rodriguez, H	.400	7	25	7	10	4	2	0	4	3	0	3	1.184
Salcedo, A	.213	28	80	8	17	2	0	0	6	12	24	0	.564
Serrano, J	.244	32	86	14	21	4	0	1	12	13	35	1	.676
Stewart, S	.292	8	24	5	7	4	0	0	5	4	5	0	.851
Tamares, J	.214	8	14	2	3	0	0	0	1	2	6	0	.527
Tanner, L	.000	1	3	0	0	0	0	0	0	0	2	0	.000
Valdez, M	.219	39	114	23	25	3	2	1	11	16	38	10	.643
Team Totals	.252	51	1475	285	372	80	14	37	223	240	472	88	.774

Pitcher	W-L	ERA	G	GS	CG	SHO	SV	IP	H	R	ER	BB	SO
Abel, K	1-0	1.17	2	1	0	0	0	7.2	3	1	1	5	14
Abril, J	0-0	0.00	1	0	0	0	0	1	1	0	0	1	2
Aranguren, F	2-1	5.21	10	0	0	0	0	19	28	18	11	9	21
Benschoter, S	0-1	6.35	3	3	0	0	0	5.2	3	4	4	4	11
Brahms, P	3-0	2.70	7	1	0	0	1	16.2	14	11	5	5	22
Braithwaite, T	1-0	0.00	2	0	0	0	0	2	2	0	0	1	2
Correa, J	0-0	4.15	2	0	0	0	0	4.1	5	2	2	2	3
Davila, V	1-0	5.40	2	0	0	0	0	5	7	6	3	1	2
Fransen, A	1-2	7.71	9	7	0	0	0	25.2	34	27	22	13	18
Gonzalez, A	1-0	3.24	8	0	0	0	1	8.1	6	5	3	2	17
Gustafson, S	1-1	3.38	7	0	0	0	0	24	21	11	9	4	18
Hanson, N	0-0	0.00	2	1	0	0	0	2	0	0	0	2	2
Harmon, J	0-0	0.00	2	1	0	0	0	2	1	0	0	0	2
Hensey, R	0-0	0.00	2	0	0	0	0	2	3	0	0	0	3
Hubbart, B	0-0	5.40	2	1	0	0	0	1.2	2	1	1	3	2
Huggins, K	0-1	0.00	1	1	0	0	0	1	2	2	0	0	3
Jessee, B	0-1	5.40	2	0	0	0	0	1.2	0	1	1	1	1
Lodolo, N	0-0	4.50	1	1	0	0	0	2	4	1	1	1	2
Lopez, J	4-1	1.50	14	0	0	0	2	24	16	5	4	6	29
Lorant, N	5-1	4.05	11	2	0	0	0	33.1	32	17	15	15	47
Lyons, J	0-0	0.00	2	2	0	0	0	2	1	0	0	0	4
Martinez, J	1-0	4.91	6	1	0	0	0	18.1	29	16	10	4	16
Maxwell, Z	0-0	0.00	2	0	0	0	1	2	1	0	0	1	3
Maysonet, Y	3-0	2.61	13	0	0	0	4	20.2	9	6	6	10	28
McMahill, J	0-0	0.00	3	0	0	0	0	3	0	0	0	2	2
McWilliams, S	0-0	54.00	2	0	0	0	0	0.2	0	4	4	4	0
Menefee, J	0-0	0.00	2	0	0	0	0	2	1	0	0	0	2
Montero, J	0-0	10.13	1	0	0	0	0	2.2	9	4	3	0	5
Moore, A	0-0	0.00	1	0	0	0	0	0.1	0	0	0	0	1
Olson, R	0-0	4.70	7	2	0	0	0	7.2	6	7	4	4	9
Pelio, M	0-0	0.00	2	2	0	0	0	2	1	0	0	2	2
Peralta, J	2-1	4.74	15	0	0	0	1	24.2	22	19	13	13	26
Pidich, M	0-0	0.00	1	0	0	0	0	1	1	0	0	0	3
Pinazzi, J	3-1	4.54	11	5	0	0	0	39.2	28	25	20	26	67
Pucheu, J	2-1	3.13	5	3	0	0	0	23	17	9	8	6	29
Salazar, M	0-1	9.82	2	2	0	0	0	7.1	10	9	8	0	9
Serwinowski, A	0-0	0.00	1	0	0	0	0	1	1	0	0	1	1
Sikorski, E	0-0	0.00	2	0	0	0	0	2	1	0	0	0	5
Vanheyningen, J	0-1	5.23	9	5	0	0	0	10.1	7	6	6	16	13
Walmsley, B	0-4	6.10	11	7	0	0	0	20.2	25	15	14	10	24
Wilder, C	1-1	6.17	9	0	0	0	0	11.2	10	8	8	9	23
Zeuch, T	0-0	0.00	3	3	0	0	0	4	2	0	0	1	8
Team Totals	32-19	4.19	51	51	0	1	10	395.2	365	240	184	184	501

Dominican Summer League Reds

Player	AVG	G	AB	R	H	2B	3B	HR	RBI	BB	SO	SB	OPS
Cabrera, R	.253	45	150	30	38	6	5	1	19	13	40	5	.743
Chirino, R	.252	42	131	22	33	9	0	1	23	21	44	1	.711
Conorso, C	.048	11	21	1	1	0	1	0	0	4	12	1	.343
Correa, J	.333	10	36	7	12	1	2	0	5	4	6	0	.901
Espinoza, I	.243	28	74	13	18	2	2	0	9	9	14	5	.688
Gomes, G	.500	3	4	1	2	0	0	0	0	3	2	0	1.214
Guerrero, H	.206	21	63	8	13	1	0	0	5	4	14	1	.537
Isturiz, E	.271	23	59	12	16	3	1	1	11	1	21	1	.690
Leones, L	.296	24	71	6	21	3	0	1	6	4	27	0	.726
Omana, D	.273	14	44	5	12	3	0	0	4	4	6	0	.688
Pineda, E	.367	15	49	10	18	2	0	3	13	7	9	2	1.048
Reyes, A	.197	45	142	14	28	12	1	3	22	28	56	1	.692
Reyes, L	.275	14	40	6	11	2	0	2	15	12	8	0	.928
Rijo, B	.253	45	158	26	40	6	0	0	14	8	52	9	.595
Rojas, G	.222	15	45	4	10	1	0	0	1	7	8	0	.571
Sanchez, C	.355	46	138	42	49	4	1	2	26	40	28	14	.947
Torres, J	.262	35	103	18	27	8	2	1	17	5	35	9	.753
Valencia, A	.150	39	120	24	18	1	0	0	14	31	32	8	.491
Velasquez, J	.154	12	26	2	4	0	0	0	1	3	6	0	.395
Team Totals	.252	50	1474	251	371	64	15	15	205	208	420	57	.709

Pitcher	W-L	ERA	G	GS	CG	SHO	SV	IP	H	R	ER	BB	SO
Alcantara, E	1-1	4.58	11	0	0	0	1	19.2	19	12	10	13	23
Arellano, J	1-2	4.43	11	9	0	0	0	44.2	53	26	22	13	42
Batista, J	0-1	3.32	11	4	0	0	0	21.2	19	11	8	11	20
Castro, L	1-0	3.00	2	0	0	0	0	3.0	1	3	1	8	3
Colina, J	0-0	3.86	6	0	0	0	0	7.0	5	4	3	5	9
Davila, V	1-2	3.52	9	6	0	0	0	30.2	32	16	12	7	37
Diaz, J	1-1	15.88	5	0	0	0	1	5.2	14	10	10	3	6
Gaitan, A	0-1	4.50	2	0	0	0	0	4.0	4	4	2	2	2
Galindo, C	4-0	2.25	11	1	0	0	0	28.0	19	11	7	9	41
Guevara, K	2-2	3.60	8	2	0	0	0	20.0	20	10	8	3	22
Lantigua, L	2-4	3.90	11	6	0	0	0	32.1	39	18	14	16	30
Laureano, A	1-3	6.46	12	0	0	0	0	15.1	14	16	11	19	16
Lorduy, D	1-2	4.04	12	7	0	0	0	35.2	43	24	16	18	37
Martinez, J	0-3	5.03	6	5	0	0	0	19.2	23	19	11	5	26
Montero, J	2-2	2.92	10	10	0	0	0	37.0	34	21	12	11	48
Payano, N	4-2	6.62	13	0	0	0	0	17.2	18	14	13	11	21
Quintana, R	2-0	1.74	6	0	0	0	1	10.1	6	4	2	9	11
Ramirez, M	1-0	4.20	13	0	0	0	4	15.0	12	10	7	8	11
Rodríguez, E	0-0	5.79	4	0	0	0	0	4.2	2	4	3	4	7
Ros, R	0-0	13.50	1	0	0	0	0	2.0	3	4	3	3	4
Valdez, K	0-0	7.20	4	0	0	0	0	5.0	4	6	4	7	9
Velasquez, J	0-0	9.00	1	0	0	0	0	2.0	4	3	2	1	2
Zapata, W	0-0	19.29	3	0	0	0	0	2.1	4	5	5	4	4
Team Totals	24-26	4.37	50	50	0	2	7	383.1	392	255	186	190	431

2023 NOTES



MINOR LEAGUE PLAYERS

ABEL, Kevin - RHP AGE: 24; HT: 6-1; WT: 198; B/T: R/R; BORN: 2/19/99, San Diego, CA. **SIGNED BY:** Brandon Marr. **RESIDES:** Surprise, AZ. **OBTAINED:** Selected in the seventh round of the 2021 First Year Player Draft. **PERSONAL:** Played collegiately at Oregon State where he became just the third pitcher in school history with multiple 100-strikeout seasons...was All-Pac 12 Honorable Mention in 2021 and selected to the Golden Spikes Award preseason watch list...as a freshman in 2018, was selected to the College World Series All-Tournament Team...named Baseball America's Freshman of the Year...graduated from Madison HS in San Diego.

Yr	Club	W-L	ERA	G	GS	CG	SHO	SV	IP	H	R	ER	HR	BB	SO	WP	BK
2021	ACL Reds-R	0-0	9.00	3	3	0	0	0	4.0	2	4	4	1	3	6	1	0
2022	Daytona-A	1-3	6.97	11	5	0	0	0	31.0	34	29	24	4	29	52	5	0
	ACL Reds-R	1-0	1.17	2	1	0	0	0	7.2	3	1	1	0	5	14	0	0
Minor Totals - 2 yrs		2-3	6.12	16	9	0	0	0	42.2	39	34	29	5	37	72	6	0

ACOSTA, Victor - SS AGE: 18; HT: 5-9; WT: 191; B/T: S/R; BORN: 6/10/04, El Limon, DR. **SIGNED BY:** Padres. **RESIDES:** El Limon, DR. **OBTAINED:** Acquired on 8/2/22 from San Diego in exchange for INF Brandon Drury. **CAREER NOTES:** In 2022, rated by MLB.com as the 15th-best prospect in the Reds' system...rated by Baseball America as the Reds' 22nd-best in-season prospect. **PERSONAL:** Signed with SD as a non-drafted free agent on 1/15/01.

Yr	Club	AVG	G	AB	R	H	2B	3B	HR	RBI	SH	SF	HB	BB	SO	SB	CS	OBP	SLG	E
2021	DSL Padres-R	.285	56	186	45	53	12	5	5	31	1	3	12	38	45	26	7	.431	.484	20
2022	ACL Reds-R	.243	32	111	17	27	3	2	2	11	1	1	2	16	30	5	7	.346	.360	8
	ACL Padres-R	.214	10	28	5	6	4	0	0	1	0	0	1	5	7	0	0	.353	.357	4
Minor Totals - 2 yrs		.265	98	325	67	86	19	7	7	43	2	4	15	59	82	31	14	.397	.431	32

ACUÑA, Jose - RHP AGE: 20; HT: 6-2; WT: 197; B/T: R/R; BORN: 10/20/02, Bejuma, VZ. **SIGNED BY:** Andres Nunez (Mets). **RESIDES:** Bejuma, VZ. **OBTAINED:** Acquired on 7/28/22 from New York Mets along with OF Hector Rodriguez in exchange for OF Tyler Naquin and LHP Phillip Diehl. **PERSONAL:** Signed with the Mets as a non-drafted free agent on 7/3/19.

Yr	Club	W-L	ERA	G	GS	CG	SHO	SV	IP	H	R	ER	HR	BB	SO	WP	BK
2021	FCL Mets - R	1-0	3.86	4	3	0	0	0	7.0	3	3	3	2	3	7	0	0
2022	St. Lucie-A	0-0	1.13	2	2	0	0	0	8.0	4	1	1	0	5	12	0	1
	FCL Mets-R	3-0	3.16	6	3	0	0	0	25.2	18	10	9	2	7	36	0	0
	Daytona-A	0-1	3.16	7	5	0	0	0	31.1	17	13	11	1	10	35	3	1
Minor Totals - 2 yrs		4-1	3.00	19	13	0	0	0	72.0	42	27	24	5	25	90	3	2

AGUIAR, Julian - RHP AGE: 21; HT: 6-0; WT: 196; B/T: L/R; BORN: 6/4/01, Long Beach, CA. **SIGNED BY:** Mike Misuraca. **RESIDES:** Long Beach, CA. **OBTAINED:** Selected in the 12th round of the 2021 First Year Player Draft. **PERSONAL:** Played collegiately at El Camino Junior College and Cypress Junior College...graduated from Millikan HS (Long Beach, CA).

Yr	Club	W-L	ERA	G	GS	CG	SHO	SV	IP	H	R	ER	HR	BB	SO	WP	BK
2021	ACL Reds-R	3-0	3.12	5	0	0	0	1	8.2	9	4	3	1	0	14	0	0
2022	Dayton-A	0-1	6.75	2	2	0	0	0	8.0	8	7	6	1	5	10	0	0
	Daytona-A	7-7	3.16	23	15	0	0	0	88.1	82	45	31	12	22	103	6	1
Minor Totals - 2 yrs		10-8	3.43	30	17	0	0	1	105.0	99	56	40	14	27	127	6	1

AGUILERA, Gabriel - RHP AGE: 22; HT: 6-0; WT: 199; B/T: R/R; BORN: 8/19/00, Rio Caribe, VZ. **SIGNED BY:** Richard Castro and Bob Engle. **RESIDES:** Estado Bolivar, VZ. **OBTAINED:** Signed as a non-drafted free agent on 10/16/18. **CAREER NOTES:** In 2021, was selected by Baseball America as an Arizona Complex Leagues All-Star.

Yr	Club	W-L	ERA	G	GS	CG	SHO	SV	IP	H	R	ER	HR	BB	SO	WP	BK	
2019	DSL Reds-R	2-3	4.33	14	7	0	0	0	43.2	44	24	21	3	9	35	7	1	
2021	Daytona-A	0-2	3.28	6	4	0	0	0	24.2	19	9	9	0	14	22	4	1	
	ACL Reds-R	0-1	1.29	5	4	0	0	0	21.0	11	4	3	1	4	35	2	0	
		(Injured - Did Not Play)																
Minor Totals - 2 yrs		2-6	3.32	25	15	0	0	0	89.1	74	37	33	4	27	92	13	2	

ALCANTARA, Alfredo - SS AGE: 17; HT: 5-9; WT: 165; B/T: R/R; BORN: 10/25/05, San Cristobal, DR. **SIGNED BY:** Jenfry Del Rosario, Emmanuel Cartagena, Matt Gaski. **RESIDES:** San Cristobal, DR. **OBTAINED:** Signed as an international free agent on 1/16/23. **CAREER NOTES:** 2023 will be his first professional season.

ALCANTARA, Deivid - OF AGE: 19; HT: 6-3; WT: 245; B/T: R/R; BORN: 6/14/03, San Juan, PR. **SIGNED BY:** Felix Romero, Richard Jimenez. **RESIDES:** San Pedro de Macoris, DR. **OBTAINED:** Signed as a non-drafted free agent on 7/2/19.

Yr	Club	AVG	G	AB	R	H	2B	3B	HR	RBI	SH	SF	HB	BB	SO	SB	CS	OBP	SLG	E
2021	ACL Reds-R	.213	39	127	14	27	6	2	3	12	0	1	1	20	50	4	5	.322	.362	8
2022	ACL Reds-R	.242	27	62	12	15	3	1	2	11	0	0	6	15	28	7	2	.434	.419	2
Minor Totals - 2 yrs		.222	66	189	26	42	9	3	5	23	0	1	7	35	78	11	7	.362	.381	10

ALLEN II, Jay - OF AGE: 20; HT: 6-1; WT: 201; B/T: R/R; BORN: 11/22/02, Fort Pierce, FL. **SIGNED BY:** Manuel Fabian. **RESIDES:** Fort Pierce, FL. **OBTAINED:** Selected in the first round (30th overall) of the 2021 First Year Player Draft as a compensation pick. **CAREER NOTES:** In 2022, rated by MLB.com (12th) and Baseball America (17th) as one of the top prospects in the Reds system...Set a High-A Dayton franchise record on 8/27 at Quad Cities with 5 stolen bases...Had 31 steals in just 73 games with Class A Daytona to finish fifth in the Florida State League...verall swiped 43 bags...in 2021, rated by MLB.com as the Reds fifth-best prospect...Following the season was rated by Baseball America as the 10th-best prospect in the Arizona Complex League and the seventh-best prospect in the Reds system. **PERSONAL:** Prefers Jay Allen II...graduated from John Carroll Catholic HS (FL), where in 2021, was rated by Perfect Game as the 20th-best prep player in the country and the third-best in the state of Florida...was a 3-sport star at Carroll High, including football as the school's starting quarterback...prior to being drafted, had committed to play baseball at the University of Florida. **TWITTER:** @JayAllen_1.

Yr	Club	AVG	G	AB	R	H	2B	3B	HR	RBI	SH	SF	HB	BB	SO	SB	CS	OBP	SLG	E
2021	ACL Reds-R	.328	19	61	20	20	3	1	3	11	0	1	5	8	12	14	1	.440	.557	0
2022	Daytona-A	.224	73	241	48	54	13	2	3	21	4	2	12	40	73	31	6	.359	.332	2
	Dayton-A	.230	18	74	13	17	1	2	0	8	1	1	4	4	19	12	4	.301	.297	0
Minor Totals - 2 yrs		.242	110	376	81	91	17	5	6	40	5	4	21	52	104	57	11	.362	.362	2

ALFONSECA, Pedro - RHP AGE: 25; HT: 6-0; WT: 178; B/T: R/R; BORN: 9/4/97, Santo Domingo, DR. SIGNED BY: Pete Loizzo (Guardians). RESIDES: Shawnee, KS. OBTAINED: Signed as a minor league free agent on 2/10/23. CAREER NOTES: Begins the 2023 season as a full-time pitcher in affiliated professional baseball after spending his first 3 seasons as an outfielder. In 2022, after getting released by Cleveland on 4/29/21, became a pitcher and appeared in 7 games for the Rocky Mountain Vibes of the independent Pioneer League (11.1ip, 14h, 15r, 16bb, 9k, 1hbp, 3wp)...2017-2019, selected by Cleveland in the 39th round of the 2016 First-Year Player Draft...Made his pro debut for Cleveland in 2017 in the Rookie Arizona League...Spent the 2017-2018 seasons and part of the 2019 season in Goodyear (AZL)...Reached Class-A with Mahoning Valley in the New York-Penn League in 2019...Appeared in 71 games in the Cleveland system as an outfielder...In 75 total games for Cleveland batted .227 with 9 HR, 40 RBI and 21 SB in 310 PA (278 AB, 17bb, .301obp, .389slg). PERSONAL: Played collegiately at Black Hawk College (Moline, IL)...Graduated from North Kansas City High School.

Yr	Club	AVG	G	AB	R	H	2B	3B	HR	RBI	SH	SF	HB	BB	SO	SB	CS	OBP	SLG	E
2017	AZL Indians-R	.250	2	8	2	2	0	1	0	0	0	0	0	3	1	0	.250	.500	.750	0
2018	AZL Indians 1-R	.216	31	111	28	24	3	3	2	14	0	0	7	35	7	1	.298	.351	.649	2
2019	Mahoning Valley-A	.143	22	70	7	10	0	0	2	9	1	0	6	23	4	1	.241	.229	.470	2
	AZL Indians Blue-R	.303	20	89	24	27	7	0	5	17	0	1	4	29	9	1	.357	.551	.908	4
Minor Totals - 3 yrs		.227	75	278	61	63	10	4	9	40	1	1	17	90	21	3	.301	.388	.689	8

ALMONTE, Ariel - OF AGE: 19; HT: 6-3; WT: 219; B/T: L/R; BORN: 12/1/03, Sanchez, DR. SIGNED BY: Reds International Scouting Dept. RESIDES: Sanchez, DR. OBTAINED: Signed as an international free agent on 1/15/21.

Yr	Club	AVG	G	AB	R	H	2B	3B	HR	RBI	SH	SF	HB	BB	SO	SB	CS	OBP	SLG	E
2021	DSL Reds-R	.278	48	162	35	45	9	1	5	33	0	1	7	26	52	15	6	.398	.438	3
2022	ACL Reds-R	.286	42	140	28	40	11	0	6	24	0	0	3	21	49	1	0	.390	.493	5
Minor Totals - 2 yrs		.281	90	302	63	85	20	1	11	57	0	1	10	47	101	16	6	.394	.464	8

ANDERSON, Chase - RHP AGE: 35; HT: 6-1; WT: 210; B/T: R/R; BORN: 11/30/87, Wichita Falls, TX. SIGNED BY: Jason Karegeannes. RESIDES: Celina, TX. OBTAINED: Was signed to a minor league contract, February 20, 2023. His complete bio begins on page 298.

ANTONIA, Donovan - C AGE: 19; HT: 5-8; WT: 193; B/T: R/R; BORN: 8/13/03, Willemstad, Curacao. SIGNED BY: Fermin Coronel & Trey Hendricks. RESIDES: Curacao. OBTAINED: Signed as a non-drafted free agent on 8/13/19.

Yr	Club	AVG	G	AB	R	H	2B	3B	HR	RBI	SH	SF	HB	BB	SO	SB	CS	OBP	SLG	E
2021	ACL Reds-R	.155	33	110	11	17	4	2	1	4	0	0	3	14	52	4	1	.268	.255	10
2022	ACL Reds-R	.261	29	88	24	23	8	0	4	18	0	1	3	14	20	3	2	.377	.489	1
Minor Totals - 2 yrs		.202	62	198	35	40	12	2	5	22	0	1	6	28	72	7	3	.318	.359	11

ARANGUREN, Frainger - RHP AGE: 26; HT: 6-0; WT: 229; B/T: R/R; BORN: 3/17/97, Santa Cruz, VZ. SIGNED BY: Edgar Melo. RESIDES: Santa Cruz, Aragua, VZ. OBTAINED: Signed as a non-drafted free agent on 3/6/17.

Yr	Club	W-L	ERA	G	GS	CG	SHO	SV	IP	H	R	ER	HR	BB	SO	WP	BK
2017	DSL Reds-R	6-2	2.15	15	0	0	0	0	37.2	37	16	9	0	14	33	4	0
2018	AZL Reds-R	4-1	4.01	16	0	0	0	1	33.2	31	17	15	2	9	29	7	0
2019	Billings-R	3-1	3.16	20	0	0	0	0	31.1	35	15	11	5	6	20	0	0
2021	Daytona-A	6-8	4.63	26	2	0	0	0	70.0	74	39	36	4	41	57	7	1
2022	Daytona-A	4-1	2.91	10	0	0	0	0	21.2	21	9	7	2	10	12	2	0
	Daytona-A	1-1	1.42	3	0	0	0	0	6.1	3	2	1	0	2	1	0	0
	ACL Reds-R	2-1	5.21	10	0	0	0	0	19.0	28	18	11	2	9	21	2	0
Minor Totals - 5 yrs		26-15	3.69	100	2	0	0	1	219.2	229	116	90	15	91	173	22	2

ARELLANO, Joneiker - RHP AGE: 18; HT: 6-0; WT: 194; B/T: R/R; BORN: 2/20/05, San Felix, Bolivar, VZ. SIGNED BY: Victor Serrano & Hernan Albormoz. RESIDES: San Felix, Bolivar, VZ. OBTAINED: Signed as an international free agent on 1/15/22.

Yr	Club	W-L	ERA	G	GS	CG	SHO	SV	IP	H	R	ER	HR	BB	SO	WP	BK
2022	DSL Reds-R	1-2	4.43	11	9	0	0	0	44.2	53	26	22	2	13	42	4	0

ARROYO, Edwin - SS AGE: 19; HT: 6-0; WT: 173; B/T: S/S; BORN: 8/25/03, Arecibo, PR. SIGNED BY: Rob Mummau (Mariners). RESIDES: Arecibo, PR. OBTAINED: Acquired from Seattle on 7/29/22 along with IF Noelvi Marte, RHP Levi Stoudt and RHP Andrew Moore in exchange for RHP Luis Castillo. CAREER NOTES: In 2023, was on the 2023 World Baseball Classic provisional roster for Team Puerto Rico...entered the season rated by Baseball America the third-best prospect in the organization and No. 65 on its Top 100 prospects list...is rated No. 44 on MLB Pipeline's Top 100 list...is rated the best defensive infielder in the Reds' system...in 2022, was rated by MLB.com (3rd) and Baseball America (3rd) as one of the best prospects in the Reds system...rated by Baseball America (44th) and MLB.com (52nd) as one of the top 100 prospects in baseball...selected by Baseball America as a Low-A All-Star (SS)...entered the season as the third-youngest player in the California League...as one of the youngest players in Class-A, ranked among offensive leaders at that level in hits (137, 1st), triples (10, 2nd), total bases (224, 3rd), runs (92, 14th), RBI (83, 7th), and extra-base hits (49, 7th)...Traded by Seattle to Cincinnati on 7/29 along with IF Noelvi Marte, LHP Levi Stoudt, and RHP Andrew Moore in exchange for RHP Luis Castillo...rated by Baseball America as the best defensive infielder in the Mariners system...in 2021, selected by the Mariners in the second round (48th overall) of the First-Year Player Draft...spent first professional season at Rookie ACL Mariners...made his pro debut on 8/19 at ACL Rangers...recorded first pro hit on 8/21 vs ACL Padres (double)...reached safely in 20 straight games from 8/20-9/18...hit first pro home run on 9/13 at ACL Cubs. PERSONAL: Attended Arecibo Baseball Academy in Puerto Rico and Central Pointe Christian Academy in Kissimmee (FL)...can throw with both hands and pitched left-handed as a prep. TWITTER: @ZaedEdwin.

Yr	Club	AVG	G	AB	R	H	2B	3B	HR	RBI	SH	SF	HB	BB	SO	SB	CS	OBP	SLG	E
2021	ACL Mariners	.211	21	71	16	15	2	0	2	10	0	1	4	10	26	4	1	.337	.324	5
2022	DSL Mariners	.314	49	153	46	48	10	2	4	22	0	3	16	27	33	4	4	.457	.484	5
	Modesto Nuts	.316	87	364	76	115	19	7	13	67	0	3	8	35	90	21	4	.385	.514	15
	Daytona-A	.227	27	97	16	22	6	3	1	16	0	1	2	9	31	4	2	.303	.381	2
	ACL Reds-R	.000	2	6	1	0	0	0	0	1	0	0	2	2	2	0	0	.222	.000	1
Minor Totals - 2 yrs		.283	137	538	109	152	27	10	16	94	0	6	14	56	149	31	7	.362	.459	23

ASCANIO, Johnny - SS AGE: 19; HT: 5-6; WT: 189; B/T: S/R; BORN: 7/4/03, San Juan de los Morros, Guarico, VZ. SIGNED BY: Ricardo Quintero, Richard Castro. RESIDES: El Sombrero, Guarico, VZ. OBTAINED: Signed as a non-drafted free agent on 7/8/19.

Yr	Club	AVG	G	AB	R	H	2B	3B	HR	RBI	SH	SF	HB	BB	SO	SB	CS	OBP	SLG	E
2021	DSL Reds-R	.333	42	111	32	37	5	3	0	24	1	2	8	19	22	12	7	.457	.432	5
2022	Daytona-A	.229	16	48	10	11	0	0	0	2	0	0	0	6	11	0	0	.315	.229	2
	ACL Reds-R	.344	20	61	12	21	3	2	0	10	0	1	1	8	18	5	2	.423	.459	2
Minor Totals - 2 yrs		.314	78	220	54	69	8	5	0	36	1	3	9	33	51	17	9	.419	.395	9

BALCAZAR, Leonardo - INF AGE: 18; HT: 5-9; WT: 194; B/T: R/R; BORN: 6/17/04, Maracay, VZ. **SIGNED BY:** Raulo Gonzalez, Ricardo Quintero, Richard Castro. **RESIDES:** Miami, FL. **OBTAINED:** Signed as an international free agent on 1/15/21. **CAREER NOTES:** In 2022, rated by Baseball America as the Reds 24th-best prospect...earned Arizona Complex League Player of the Week honors for 6/27-7/3.

Yr	Club	AVG	G	AB	R	H	2B	3B	HR	RBI	SH	SF	HB	BB	SO	SB	CS	OBP	SLG	E
2021	DSL Reds-R	.259	29	112	26	29	5	4	6	15	0	2	3	13	29	8	4	.346	.536	11
2022	ACL Reds-R	.322	42	143	25	46	6	2	4	26	0	2	5	18	42	13	1	.411	.476	12
Minor Totals - 2 yrs		.294	71	255	51	75	11	6	10	41	0	4	8	31	71	21	5	.383	.502	23

BATISTA, Jonathan - RHP AGE: 21; HT: 6-3; WT: 214; B/T: R/R; BORN: 2/28/02, Bajos de Haina, DR. **SIGNED BY:** Jenfry Del Rosario, Emmanuel Cartagena. **OBTAINED:** Signed as a non-drafted free agent on 5/25/22.

Yr	Club	W-L	ERA	G	GS	CG	SHO	SV	IP	H	R	ER	HR	BB	SO	WP	BK
2022	DSL Reds-R	0-1	3.32	11	4	0	0	0	21.2	19	11	8	3	11	20	2	0

BENOIT, Donovan - RHP AGE: 24; HT: 6-3; WT: 198; B/T: R/R; BORN: 1/22/99, Key West, FL. **SIGNED BY:** Leonard Partida. **RESIDES:** Pensacola, FL. **OBTAINED:** Selected in the 10th round of the 2021 First Year Player Draft. **CAREER NOTES:** In 2023, was on the 2023 World Baseball Classic provisional roster for Team Great Britain. **PERSONAL:** Played collegiately at Tulane University, where he graduated in 2021 with a bachelor's degree in Health and Wellness (Kinesiology)...also attended Santa Fe College in Gainesville (FL) and the University of Tennessee...drafted by the Rangers in the 36th round of the 2019 First-Year Player Draft but did not sign...graduated from Pensacola Catholic HS (FL), where as a junior set the school record for lowest ERA in a season (0.55, 51ip)...was an academic honor roll selection during his 4 years at PCHS.

Yr	Club	W-L	ERA	G	GS	CG	SHO	SV	IP	H	R	ER	HR	BB	SO	WP	BK
2021	ACL Reds-R	0-1	2.70	6	1	0	0	0	10.0	11	5	3	1	3	23	2	0
2022	Dayton-A	3-4	4.00	33	0	0	0	13	45.0	32	22	20	3	22	61	1	0
Minor Totals - 2 yrs		3-5	3.76	39	1	0	0	13	55.0	43	27	23	4	25	84	3	0

BENSCHOTER, Sam - RHP AGE: 25; HT: 6-2; WT: 221; B/T: L/R; BORN: 3/17/98, Ann Arbor, MI. **SIGNED BY:** Tyler Gibbons. **RESIDES:** Tecumseh, MI. **OBTAINED:** Signed as a non-drafted free agent on 7/21/21. **CAREER NOTES:** In 2022, named Florida State League Pitcher of the Week for 8/15-8/21... following the season played for the Glendale Desert Dogs in the prestigious Arizona Fall League...his 118 strikeouts were the sixth-most among all Reds farmhands. **PERSONAL:** Played collegiately at Michigan State where he was a 3-time Academic All-Big Ten selection...was the Spartans team captain during his senior season in 2020...graduated from Tecumseh HS (MI).

Yr	Club	W-L	ERA	G	GS	CG	SHO	SV	IP	H	R	ER	HR	BB	SO	WP	BK
2021	ACL Reds-R	0-0	0.00	3	0	0	0	1	4.0	1	0	0	0	2	9	0	0
	Daytona-A	0-1	3.60	2	2	0	0	0	5.0	3	4	2	0	2	10	1	0
2022	Chattanooga-AA	0-1	13.50	1	1	0	0	0	4.0	3	6	6	1	4	4	1	0
	Dayton-A	1-1	4.32	4	4	0	0	0	16.2	17	10	8	0	5	23	2	0
	Daytona-A	3-3	4.01	14	9	0	0	0	51.2	44	24	23	6	18	80	7	0
	ACL Reds-R	0-1	6.35	3	3	0	0	0	5.2	3	4	4	1	4	11	0	1
Minor Totals - 2 yrs		4-7	4.45	27	19	0	0	1	87.0	71	48	43	8	35	137	11	1

BOATMAN, Dennis - RHP AGE: 23; HT: 6-4; WT: 236; B/T: R/R; BORN: 11/20/99, Roseville, CA. **SIGNED BY:** Rich Bordin. **RESIDES:** Roseville, CA. **OBTAINED:** Selected in the 17th round of the 2021 First Year Player Draft. **PERSONAL:** Played collegiately at Sacramento City College and UCLA...graduated from Woodcreek HS (CA), the same school attended by Mets pitcher Stephen Nogosek.

Yr	Club	W-L	ERA	G	GS	CG	SHO	SV	IP	H	R	ER	HR	BB	SO	WP	BK
2021	ACL Reds-R	1-0	1.42	4	1	0	0	0	6.1	3	1	1	0	2	5	0	0
2022	Dayton-A	3-2	3.14	9	0	0	0	1	14.1	11	6	5	2	3	18	1	0
	Daytona-A	4-6	3.38	20	0	0	0	5	29.1	22	15	11	3	15	42	5	0
Minor Totals - 2 yrs		8-8	3.06	33	1	0	0	6	50.0	36	22	17	5	20	65	6	0

BONNIN, Bryce - RHP AGE: 24; HT: 6-1; WT: 203; B/T: R/R; BORN: 10/11/98, Webster, TX. **SIGNED BY:** Paul Scott. **RESIDES:** Baytown, TX. **OBTAINED:** Selected in the third round of the 2020 First-Year Player Draft (84th overall). **CAREER NOTES:** In 2022, rated by Baseball America (20th) and MLB.com (29th) as one of the top prospects in the Reds system...in 2021, in his professional debut earned Low-A Southeast Pitcher of the Month for July while pitching for A-Daytona...following the season was recognized by Baseball America as having the best fastball in the Reds organization...rated by MLB.com (15th) and Baseball America (10th) as one of the Reds top prospects. **PERSONAL:** Played collegiately at Texas Tech and the University of Arkansas...as a junior for the Red Raiders in 2020, fanned 27 batters over 14.2 innings before the COVID-19 pandemic shortened the season...graduated from Barbers Hill HS (Mont Belvieu, TX)...originally drafted in 2017 by the Cubs (26th round, 795th overall)...father, Shane played football at Tarkio College in Missouri...brother Blake played baseball at the University of Texas at Tyler...brother Brady was a linebacker on the Houston Baptist University football team. **TWITTER:** @bonninbryce.

Yr	Club	W-L	ERA	G	GS	CG	SHO	SV	IP	H	R	ER	HR	BB	SO	WP	BK
2021	ACL Reds-R	0-0	2.25	1	1	0	0	0	4.0	2	1	1	0	1	7	0	0
	Dayton-A	0-2	7.36	3	3	0	0	0	11.0	7	11	9	4	8	20	2	0
	Daytona-A	4-0	1.41	7	7	0	0	0	32.0	18	9	5	0	8	44	1	0
2022	Dayton-A	1-1	2.52	6	5	0	0	0	25.0	11	9	7	5	12	28	0	1
Minor Totals - 2 yrs		5-3	2.75	17	16	0	0	0	72.0	38	30	22	9	29	99	3	1

BOYLE, Joe - RHP AGE: 23; HT: 6-6; WT: 232; B/T: R/R; BORN: 8/14/99, Philadelphia, PA. **SIGNED BY:** Tyler Gibbons. **RESIDES:** Goshen, KY. **OBTAINED:** Selected in the fifth round of the 2020 First-Year Player Draft (143rd overall). **CAREER NOTES:** In 2022, rated by Baseball America (19th) and MLB.com (22nd) as one of the top prospects in the Reds system...Named Reds Minor League Pitcher of the Month for May...Selected by MiLB.com as an Organization All-Star (RH Starter)...Selected as the Midwest League Pitcher of the Month for May...Named Midwest League Pitcher of the Week for 5/23-5/29...Ranked among all Reds farmhands in strikeouts (153, 2nd), starts (22, 16th), and innings pitched (100.2, 8th)...in 2021, entered season rated by MLB.com as the Reds' 26th-best prospect...recognized by Baseball America as having the organization's best fastball (Dec. 2020). **PERSONAL:** Played collegiately at Notre Dame...was named 2020 Baseball America Third Team Preseason All-American while at Notre Dame...in 2019, pitched for the Harwich Mariners in the Cape Cod League...graduated from North Oldham HS (Goshen, KY). **TWITTER:** @joeboyle1314.

Yr	Club	W-L	ERA	G	GS	CG	SHO	SV	IP	H	R	ER	HR	BB	SO	WP	BK
2021	Daytona-A	0-0	3.55	4	4	0	0	0	12.2	6	5	5	1	13	28	2	0
	ACL Reds-R	0-0	0.00	4	4	0	0	0	7.0	3	0	0	0	1	13	0	0
2022	Chattanooga-AA	0-2	4.85	6	5	0	0	0	26	21	16	14	3	25	31	6	0
	Dayton-A	3-4	2.17	17	17	0	0	0	74.2	25	20	18	3	59	122	11	0
Minor Totals - 2 yrs		3-6	2.77	31	30	0	0	0	120.1	55	41	37	7	98	194	19	0

BRAITHWAITE, Trey - RHP AGE: 25; HT: 6-2; WT: 222; B/T: R/R; BORN: 9/23/97, Winchester, VA. SIGNED BY: Jeff Brookens & Kevin Buckley. RESIDES: Winchester, VA. OBTAINED: Selected in the 16th round of the 2022 First-Year Player Draft. PERSONAL: Played collegiately at West Virginia University and at the Naval Academy...while at Navy, set a school record with 17 career saves...graduated from Millbrook HS (Winchester, VA).

Yr	Club	W-L	ERA	G	GS	CG	SHO	SV	IP	H	R	ER	HR	BB	SO	WP	BK
2022	Daytona-A	1-0	1.50	3	0	0	0	0	6.0	5	1	0	0	2	5	0	0
	ACL Reds-R	1-0	0.00	2	0	0	0	0	2.0	2	0	0	0	1	2	0	0
Minor Totals - 1 yr		2-0	1.13	5	0	0	0	0	8.0	7	1	1	0	3	7	0	0

BRANCHE, Steven - RHP AGE: 25; HT: 6-3; WT: 221; B/T: R/R; BORN: 5/18/97, New Paltz, NY. SIGNED BY: Lee Seras. RESIDES: New Paltz, NY. OBTAINED: Signed as a non-drafted free agent on 6/17/20. PERSONAL: Played collegiately at Rochester Institute of Technology, where in 2019 was named Liberty League Pitcher of the Year and received an All Liberty League First Team selection...was named to the 2019 ABCA/Rawlings All New York Second Team...was named to the D3baseball.com All Region Second Team...received 2 Liberty League Pitcher of the Week honors...graduated from New Paltz HS (NY), the same school attended by boxer Floyd Patterson and NFL player/broadcaster Charles Davis.

Yr	Club	W-L	ERA	G	GS	CG	SHO	SV	IP	H	R	ER	HR	BB	SO	WP	BK
2021	Daytona-A	5-1	3.62	18	1	0	0	3	37.1	23	17	15	2	24	68	9	0
	Dayton-A	2-0	1.29	13	0	0	0	1	21.0	8	4	3	0	11	32	1	0
2022	Chattanooga-AA	2-3	5.97	28	0	0	0	1	34.2	34	27	23	6	35	46	6	0
Minor Totals - 2 yrs		9-4	3.97	59	1	0	0	5	93.0	65	48	41	8	70	146	16	0

BROWN, Zack - RHP AGE: 28; HT: 6-1; WT: 214; B/T: R/R; BORN: 12/15/94, Seymour, IN. SIGNED BY: Jeff Simpson (Brewers). RESIDES: Louisville, KY. OBTAINED: Signed as a minor league free agent on 1/3/23. CAREER NOTES: Selected by the Brewers in the fifth round of the 2016 First-Year Player Draft. In 2020, spent the season at the Alternate Training Site in Appleton, WI...Entered the season as the third-best prospect in the organization, according to Baseball America...in 2019, Entered the season as the fifth-best prospect in the MILL organization, according to Baseball America...in 2018, Named Brewers Minor League Pitcher of the Year and Southern League Most Outstanding Pitcher after leading the Southern League in ERA (2.44) and finishing among the leaders in opponent batting average (2nd, .207), WHIP (2nd, 1.04) and wins (15th, 9)...Earned Southern League midseason and postseason AllStar honors...Named Southern League Pitcher of the Week for 6/11-6/17 after a 1-hit shutout on 6/15 vs. Mississippi (Obb, 8k). PERSONAL: Played collegiately at the University of Kentucky...Graduated from Seymour HS (IN), the same school attended by John Mellancamp (musician), Rip Rogers (pro wrestler), Pat Calhoun (Olympic swimmer), Katie Stam (Miss America 2009), and Teri Moren (Indiana U's head women's basketball coach)...Originally selected by the Cubs in the 38th round of the 2013 First-Year Player Draft but did not sign.

Yr	Club	W-L	ERA	G	GS	CG	SHO	SV	IP	H	R	ER	HR	BB	SO	WP	BK
2016	Wisconsin-A	1-2	3.00	9	4	0	0	1	33.0	29	16	11	3	5	29	7	0
	Helena-R	0-2	13.50	3	2	0	0	0	5.1	11	8	8	0	5	5	1	0
2017	Carolina-A	3-0	2.16	4	4	0	0	0	25.0	24	6	6	1	2	23	0	1
	Wisconsin-A	4-5	3.39	18	13	0	0	0	85.0	78	33	32	7	34	84	8	0
2018	Biloxi-AA	9-1	2.44	22	21	1	1	0	125.2	95	44	34	8	36	116	5	2
	AZL Brewers-R	0-0	0.00	1	1	0	0	0	2.0	3	0	0	0	1	3	1	0
2019	San Antonio-AAA	3-7	5.79	25	23	0	0	0	116.2	138	86	75	16	64	98	11	1
2021	Nashville-AAA	1-0	0.00	3	0	0	0	0	4.2	2	0	0	0	4	4	0	0
	Biloxi-AA	0-0	4.50	14	1	0	0	0	20.0	20	13	10	4	14	23	7	0
	ACL Brewers Blue-R	0-0	3.86	2	0	0	0	0	2.1	2	1	1	1	1	1	1	0
2022	Nashville-AAA	2-0	3.93	49	0	0	0	3	50.1	41	26	22	4	19	51	3	0
Minor Totals - 6 yrs		23-17	3.81	150	69	1	1	4	470.0	443	233	199	44	185	437	44	4

BRUTTI, Ben - RHP AGE: 19; HT: 6-2; WT: 203; B/T: R/R; BORN: 5/16/03, Providence, RI. SIGNED BY: John Ceprini. RESIDES: Wakefield, RI. OBTAINED: Selected in the 11th round of the 2022 First-Year Player Draft. CAREER NOTES: Did not pitch in 2022 due to injury. PERSONAL: Graduated from South Kingston HS (Wakefield, RI) where he was named 2021-22 Gatorade Rhode Island Baseball Player of the Year...maintained a weighted 4.19 GPA in the classroom...for South Kingston High in 2021-22, went 7-1 with a 0.46 ERA in 19 games (46ip, 14h, 11bb, 105k).

BUTEN, Anielson - RHP AGE: 17; HT: 5-9; WT: 155; B/T: R/R; BORN: 9/22/05, Haiti. RESIDES: Santo Domingo, DR. OBTAINED: Signed as an international free agent on 1/16/23. CAREER NOTES: 2023 will be his first professional season.

BYRNE, Michael - RHP AGE: 25 (turns 26 on 4/16); HT: 6-3; WT: 237; B/T: R/R; BORN: 4/16/97, Boca Raton, FL. SIGNED BY: Sean Buckley. RESIDES: Orlando, FL. OBTAINED: Selected in the 14th round of the 2018 First-Year Player Draft. CAREER NOTES: In 2021, his 34 apps ranked T9th among all Reds minor league pitchers...following the season was selected to play for the Surprise Saguaros in the prestigious Arizona Fall League...in 2018, made his professional debut with 19 relief appearances for Advanced-A Daytona...placed on the DL on 8/27-through end of season with lat strain. PERSONAL: Played collegiately at the University of Florida where in 2018 was named NCBAW Stopper of the Year, a Dick Hower Trophy semi-finalist, First Team All-American (Baseball America, D1Baseball.com, NCBWA, Perfect Game) and All-SEC First Team...graduated from Olympia HS (Orlando, FL) where he earned Class 8A Player of the Year in 2015 and compiled a 29-2 varsity pitching record over three seasons, including 2 no-hitters. TWITTER: @mikebyrne_17.

Yr	Club	W-L	ERA	G	GS	CG	SHO	SV	IP	H	R	ER	HR	BB	SO	WP	BK
2018	Daytona-A	1-1	1.25	19	0	0	0	0	21.2	19	5	3	0	10	17	3	0
2019	Daytona-A	7-3	4.27	37	6	0	0	3	65.1	72	34	31	7	15	60	8	0
2021	Chattanooga-AA	5-5	3.24	33	3	0	0	2	50.0	39	19	18	2	22	38	2	0
	Louisville-AAA	0-0	0.00	1	0	0	0	0	0.1	0	0	0	0	1	0	0	0
2022	Louisville-AAA	0-0	3.86	5	0	0	0	0	4.2	6	2	2	0	4	5	1	0
	Chattanooga-AA	2-5	4.61	37	0	0	0	2	56.2	58	35	29	7	24	68	7	2
Minor Totals - 4 yrs		15-14	3.76	132	9	0	0	7	198.2	194	95	83	16	76	188	21	2

CABRERA, Ricardo - SS AGE: 18; HT: 6-0; WT: 201; B/T: R/R; BORN: 10/31/04, Pariaguan, Anzoategui, VZ. SIGNED BY: Cincinnati Reds International Scouting Department. RESIDES: Pariaguan, Anzoategui, VZ. OBTAINED: Signed as an international free agent on 1/15/22. CAREER NOTES: In 2022, rated by Baseball America as the Reds' 11th-best in-season prospect...rated by MLB.com as the organization's 27th-best prospect...rated by MLB.com (3rd) and Baseball America (3rd) as one of the top prospects in the 2022 international signing class.

Yr	Club	AVG	G	AB	R	H	2B	3B	HR	RBI	SH	SF	HB	BB	SO	B	CS	OBP	SLG	E
2022	DSL Reds-R	.253	45	150	30	38	6	5	1	19	1	2	14	13	40	5	4	.363	.380	23



CACHUTT, Manuel - RHP AGE: 25; HT: 6-0; WT: 235; B/T: R/R; BORN: 6/7/97, Ciudad Bolivar, VZ. SIGNED BY: Edgar Melo. RESIDES: Cruce Con Calle, VZ. OBTAINED: Signed as a non-drafted free agent on 3/6/17.

Yr	Club	W-L	ERA	G	GS	CG	SHO	SV	IP	H	R	ER	HR	BB	SO	WP	BK
2017	DSL Reds-R	4-1	2.00	14	8	0	0	1	54.0	37	19	12	1	15	49	4	1
2018	Greenville-R	2-1	4.15	16	0	0	0	1	30.1	39	19	14	1	15	15	10	0
2019	Billings-R	0-1	6.62	15	0	0	0	0	17.2	22	13	13	1	8	16	3	1
	Greenville-R	0-2	11.88	6	0	0	0	0	8.1	12	14	11	1	10	7	3	1
2021	Daytona-A	3-4	4.62	22	0	0	0	3	48.2	52	35	25	3	29	53	7	2
2022	Chattanooga-AA	0-0	1.50	4	0	0	0	0	6.0	4	1	1	0	3	3	1	0
	Daytona-A	2-1	4.73	23	0	0	0	2	45.2	33	26	24	5	21	27	6	2
Minor Totals - 5 yrs		11-10	4.27	100	8	0	0	7	210.2	199	127	100	12	101	170	34	7

CALLAHAN, Austin - INF AGE: 20; HT: 6-2; WT: 201; B/T: L/R; BORN: 6/6/01, Fremont, NE. SIGNED BY: Mike Keenan. RESIDES: Fremont, NE. OBTAINED: Selected in the 18th round of the 2021 First Year Player Draft. PERSONAL: Played collegiately at Hutchinson Community College (KS), where in 2021, he earned first-team All-Jayhawk West and All-Region VI honors and was an NJCAA Honorable Mention All-American...graduated from Archbishop Bergan HS (Fremont, NE).

Yr	Club	AVG	G	AB	R	H	2B	3B	HR	RBI	SH	SF	HB	BB	SO	SB	CS	OBP	SLG	E
2021	ACL Reds-R	.182	17	44	11	8	2	0	3	10	0	0	1	9	17	0	0	.333	.432	0
2022	Daytona-A	.256	59	203	30	52	15	1	5	22	0	4	2	21	49	5	2	.326	.414	6
Minor Totals - 2 yrs		.243	76	247	41	60	17	1	8	32	0	4	3	30	66	5	2	.327	.417	6

CALLIHAN, Tyler - INF AGE: 22; HT: 6-0; WT: 208; B/T: L/R; BORN: 6/22/00, Jacksonville, FL. SIGNED BY: Sean Buckley. RESIDES: Neptune Beach, FL. OBTAINED: Selected in the third round of the 2019 First-Year Player Draft. CAREER NOTES: In 2022, rated by Baseball America (17th) and MLB.com (19th) as one of the top prospects in the Reds' system...Named Midwest League Player of the Week for 8/29-9/4...Following the season was selected by MiLB.com as an Organization All-Star (2B)...in 2021, Rated by Baseball America as the Reds' No. 16 prospect...in 2020, spent the season at the alternate training site as part of the Reds' 60-player pool Summer Camp roster...Ranked by MLB.com (8th) and Baseball America (14th) as one of the Reds' top prospects...in 2019, ranked by MLB.com as the Reds' fifth-best prospect. PERSONAL: Was a member of USA Baseball's Under 18 National Team that won the gold medal at the 2018 Pan American Championships in Panama...started all 9 games in the championships and was named to the all-tournament team...hit .528 throughout the tournament with 19 hits and 5 doubles and made 2 apps as a pitcher (3ip, 5k)...Graduated from Providence School of Jacksonville. TWITTER: @tylercallihan1.

Yr	Club	AVG	G	AB	R	H	2B	3B	HR	RBI	SH	SF	HB	BB	SO	SB	CS	OBP	SLG	E
2019	Greenville-R	.250	52	204	27	51	10	5	5	26	0	2	2	9	46	9	3	.286	.422	12
	Billings-R	.400	5	20	3	8	0	1	1	7	0	0	0	1	4	2	0	.429	.650	0
2021	Daytona-A	.299	23	87	14	26	6	0	2	10	0	2	0	8	13	5	1	.351	.437	4
2022	Daytona-A	.232	56	211	27	49	12	4	4	20	1	1	3	17	61	6	2	.297	.384	9
	Daytona-A	.282	32	117	18	33	7	0	3	13	0	1	0	10	19	9	1	.336	.419	1
Minor Totals - 3 yrs		.261	168	639	89	167	35	10	15	76	1	6	5	45	143	31	7	.312	.418	26

CARDONA, Ryan - RHP AGE: 22; HT: 6-0; WT: 211; B/T: R/R; BORN: 5/7/00, Livingston, NJ. SIGNED BY: John Ceprini. RESIDES: Livingston, NJ. OBTAINED: Selected in the 19th round of the 2021 First Year Player Draft. PERSONAL: Played collegiately at Marist College (Poughkeepsie, NY), where as a freshman in 2019, was named MAAC-All-Rookie...graduated from Livingston HS (NJ), the same school attended by Seinfeld actor Jason Alexander, former NJ governor Chris Christie, author Harlan Coben, talk-show host Chelsea Handler and former Cubs first baseman Frank Schwindel.

Yr	Club	W-L	ERA	G	GS	CG	SHO	SV	IP	H	R	ER	HR	BB	SO	WP	BK
2021	Daytona-A	1-1	5.00	4	3	0	0	0	9.0	10	5	5	1	5	7	1	1
	ACL Reds-R	0-0	0.00	3	1	0	0	1	4.0	2	1	0	0	0	3	0	0
2022	Daytona-A	4-4	3.36	25	7	0	0	5	75.0	55	29	28	6	50	92	3	5
Minor Totals - 2 yrs		5-5	3.38	32	11	0	0	6	88.0	67	35	33	7	55	102	4	6

CASTILLO, Oswaldo - RHP AGE: 20; HT: 6-1; WT: 236; B/T: R/R; BORN: 6/11/02, Valencia, Carabobo, VZ. SIGNED BY: Ricardo Quintero, Richard Castro. RESIDES: San Diego, Carabobo, VZ. OBTAINED: Signed as a non-drafted free agent on 3/9/19.

Yr	Club	W-L	ERA	G	GS	CG	SHO	SV	IP	H	R	ER	HR	BB	SO	WP	BK	
2021	DSL Reds-R	2-1	1.10	5	0	0	0	1	16.1	9	4	2	1	1	21	0	2	
		(Did Not Pitch - Injured)																

CERVANTES, Edwin - LHP AGE: 18; HT: 6-3; WT: 168; B/T: L/L; BORN: 9/6/04, Guasave, MX. RESIDES: Guasave, MX. OBTAINED: Signed as a non-drafted free agent on 3/21/22. CAREER NOTES: Expected to make his debut in 2023.

CHEVALIER, Luis - INF AGE: 21; HT: 5-9; WT: 200; B/T: S/R; BORN: 1/18/02, Santo Domingo, DR. SIGNED BY: Eddy Toledo (Mariners). RESIDES: Santo Domingo, DR. OBTAINED: Acquired on 6/1/22 from Seattle as the player to be named later in the 4/16/22 trade for RHP Riley O'Brien. CAREER NOTES: Signed with the Mariners as a non-drafted free agent on 7/2/18.

Yr	Club	AVG	G	AB	R	H	2B	3B	HR	RBI	SH	SF	HB	BB	SO	SB	CS	OBP	SLG	E
2019	DSL Mariners	.139	11	36	4	5	1	0	0	1	1	0	1	6	14	1	1	.279	.167	4
2021	ACL Mariners	.221	47	140	28	31	4	1	3	21	0	1	2	25	35	2	0	.345	.329	9
2022	Daytona-A	.100	19	40	3	4	0	0	0	0	0	0	0	8	19	1	1	.250	.100	0
	ACL Reds-R	.125	6	16	1	2	0	0	0	2	0	0	0	2	5	1	0	.222	.125	0
Minor Totals - 3 yrs		.181	83	232	36	42	5	1	3	24	1	1	3	41	73	5	2	.310	.250	13

CHIRINO, Ray-Jacson - OF AGE: 20; HT: 6-0; WT: 238; B/T: R/R; BORN: 12/24/02, Willemstad, Curacao. SIGNED BY: Fermin Coronel, Trey Hendricks. RESIDES: Willemstad, Curacao. OBTAINED: Signed as a non-drafted free agent on 7/3/19.

Yr	Club	AVG	G	AB	R	H	2B	3B	HR	RBI	SH	SF	HB	BB	SO	SB	CS	OBP	SLG	E
2021	DSL Reds-R	.231	40	108	20	25	7	0	2	12	0	0	4	10	41	1	2	.320	.352	3
2022	DSL Reds-R	.252	42	131	22	33	9	0	1	23	0	2	4	21	44	1	1	.367	.344	10
Minor Totals - 2 yrs		.243	82	239	42	58	16	0	3	35	0	2	8	31	85	2	3	.346	.347	13

CHIRINOS, Eikyn - RHP AGE: 22; HT: 6-0; WT: 187; B/T: R/R; BORN: 9/20/00, San Francisco, Zulia, VZ. **SIGNED BY:** Richard Castro. **RESIDES:** San Francisco, Zulia, VZ. **OBTAINED:** Signed as a non-drafted free agent on 7/8/19. **CAREER NOTES:** In 2021, selected DSL Pitcher of the Week for 7/26-8/1.

Yr	Club	W-L	ERA	G	GS	CG	SHO	SV	IP	H	R	ER	HR	BB	SO	WP	BK
2019	DSL Reds-R	1-0	2.84	7	0	0	0	1	12.2	12	8	4	1	6	12	4	0
2021	DSL Reds-R	2-2	3.28	11	11	1	0	0	46.2	32	20	17	2	25	47	14	0
(Did Not Pitch - Injured)																	
Minor Totals - 2 yrs		3-2	3.19	18	11	1	0	1	59.1	44	28	21	3	31	59	18	0

COLINA, Jesus - RHP AGE: 18; HT: 5-9; WT: 207; B/T: R/R; BORN: 3/21/05, Caracas, VZ. **SIGNED BY:** Jose Valdelamar. **RESIDES:** Miranda, VZ. **OBTAINED:** Signed as a minor league free agent on 5/25/22.

Yr	Club	W-L	ERA	G	GS	CG	SHO	SV	IP	H	R	ER	HR	BB	SO	WP	BK
2022	DSL Reds-R	0-0	3.86	6	0	0	0	0	7.0	5	4	3	0	5	9	4	0

COLLIER, Cam - 3B AGE: 18; HT: 6-0; WT: 222; B/T: L/R; BORN: 11/20/04, Chicago, IL. **SIGNED BY:** Sean Buckley. **RESIDES:** Austell, GA. **OBTAINED:** Selected in the first round (18th overall) of the 2022 First-Year Player Draft. **CAREER NOTES:** In 2023, entered the season rated by *Baseball America* the fourth-best prospect in the organization and No. 70 on its Top 100 prospects list...is rated No. 69 on MLB Pipeline's Top 100 list...is rated the organization's best hitter for batting average...In 2022, rated by MLB.com (4th) and Baseball America (5th) as one of the top prospects in the Reds' system...MLB.com (60th) and Baseball America (62nd) consider him one of the Top 100 prospects in baseball...made his professional debut on 8/8 at ACL Brewers...recorded his first pro hit on 8/11 vs ACL Brewers...belted his first pro home run in a 4-hit game on 8/13 vs ACL Guardians. **PERSONAL:** Is the son of former Major League Lou Collier, who appeared in over 300 games from 1997-2004 with the Brewers, Pirates, Expos, Phillies and Red Sox...Attended Chipola Junior College (FL), the same school that produced José Bautista, Russell Martin, Patrick Corbin and Adam Duvall...attended Mount Paran Christian School (Kennesaw, GA), where, as a sophomore, helped lead the baseball team to a state championship...played for the Cotuit Kettleers in the prestigious Cape Cod League. **TWITTER:** @Cam_Collier16.

Yr	Club	AVG	G	AB	R	H	2B	3B	HR	RBI	SH	SF	HB	BB	SO	SB	CS	OBP	SLG	E
2022	ACL Reds-R	.370	9	27	7	10	1	0	2	4	0	0	1	7	6	0	2	.514	.630	1

CONFIDAN, Yerlin - OF AGE: 20; HT: 6-2; WT: 215; B/T: L/L; BORN: 12/16/02, San Antonio de Guerra, DR. **SIGNED BY:** Edgardo Melo, Enmanuel Cartagena, Richard Jimenez. **RESIDES:** Santo Domingo, DR. **OBTAINED:** Signed as a non-drafted free agent on 7/3/19. **CAREER NOTES:** In 2022, rated by Baseball America as the 29th-best prospect in the Reds' system...in 2021, named Arizona Complex League Most Valuable Player and ACL All-Star...led Rookie-level players with 11 HR (T1st) and 102 TB...recognized by Baseball America as having the best outfield arm in the Reds system (Dec. 2021)...ranked among all Reds farmhands with a .573 SLG (2nd), .932 OPS (2nd), .315 AVG (3rd), .359 OBP (6th) and 11 HR (T9th).

Yr	Club	AVG	G	AB	R	H	2B	3B	HR	RBI	SH	SF	HB	BB	SO	SB	CS	OBP	SLG	E
2021	ACL Reds-R	.315	50	178	33	56	9	2	11	34	0	1	1	12	48	7	3	.359	.573	7
2022	Daytona-A	.246	22	65	10	16	3	1	1	9	0	0	0	11	22	1	1	.355	.369	3
2022	ACL Reds-R	.227	9	22	3	5	2	0	1	2	0	0	0	5	9	0	1	.370	.455	1
Minor Totals - 2 yrs		.291	81	265	46	77	14	3	13	45	0	1	1	28	79	8	7	.359	.513	11

CONSORO, Christopher - INF AGE: 19; HT: 5-8; WT: 153; B/T: S/R; BORN: 9/19/03, Santo Domingo, DR. **SIGNED BY:** Samuel Pimentel. **RESIDES:** Santo Domingo, DR. **OBTAINED:** Signed as a minor league free agent on 6/28/22.

Yr	Club	AVG	G	AB	R	H	2B	3B	HR	RBI	SH	SF	HB	BB	SO	SB	CS	OBP	SLG	E
2022	DSL Reds-R	.048	11	21	1	1	0	1	0	0	0	0	0	4	12	1	0	.200	.143	3

CONTRERAS, Yan - SS AGE: 22; HT: 6-0; WT: 202; B/T: R/R; BORN: 1/30/01, Yukon, OK. **SIGNED BY:** Hector Otero. **RESIDES:** Vega Baja, Puerto Rico. **OBTAINED:** Selected in the 12th round of the 2019 First-Year Player Draft. **CAREER NOTES:** In 2021, spent the season on the injured list...in 2019, in the offseason played for Carolina of the Puerto Rican Winter League. **PERSONAL:** Attended the Puerto Rico Baseball Academy.

Yr	Club	AVG	G	AB	R	H	2B	3B	HR	RBI	SH	SF	HB	BB	SO	SB	CS	OBP	SLG	E
2019	AZL Reds-R	.145	20	69	8	10	1	2	0	2	0	0	1	14	25	4	1	.298	.217	16
(Did Not Play - Injured)																				
2022	ACL Reds-R	.000	2	2	0	0	0	0	0	0	0	0	1	4	2	0	0	.714	.000	0
Minor Totals - 2 yrs		.141	22	71	8	10	1	2	0	2	0	0	2	18	27	4	1	.330	.211	16

COOPER, Tanner - RHP AGE: 23; HT: 6-2; WT: 218; B/T: R/R; BORN: 9/8/99, Rochester, NY. **SIGNED BY:** Lee Seras. **RESIDES:** Farmington, NY. **OBTAINED:** Selected in the 35th round of the 2019 First-Year Player Draft. **PERSONAL:** Played collegiately at Finger Lakes Community College (Canandaigua, NY) and Stony Brook University (Stony Brook, NY)...as a sophomore for the Lakers in 2019, batted .411 with 16 doubles, 9 triples, 8 HR and 71 RBI while pitching to a 1.62 ERA in 72.1 innings (136k)...earned Mid-State Athletic Conference and NJCAA Region III Player of the Year honors...starred as a high school athlete at Canandaigua Academy. **TWITTER:** @Tanner_Cooper2.

Yr	Club	W-L	ERA	G	GS	CG	SHO	SV	IP	H	R	ER	HR	BB	SO	WP	BK
2019	Greenville-R	1-0	2.21	15	0	0	0	2	36.2	23	11	9	1	12	42	1	0
2021	Daytona-A	0-3	6.49	11	3	0	0	1	26.1	27	19	19	2	14	27	2	0
2022	Daytona-A	4-5	3.55	22	15	0	0	1	83.2	80	37	33	12	21	75	3	1
Minor Totals - 3 yrs		5-8	3.74	48	18	0	0	4	146.2	130	67	61	15	47	144	6	1

CORREA, Jean - RHP AGE: 25; HT: 6-1; WT: 171; B/T: R/R; BORN: 2/16/98, Guayana, VZ. **SIGNED BY:** Joelvis Gonzalez (Royals). **RESIDES:** San Felix, VZ. **OBTAINED:** Signed as a minor league free agent on 7/11/22. **CAREER NOTES:** In 2022, pitched in 10 games for Billings in the independent Pioneer League before signing with the Reds on 7/11...in 2021, pitched in 18 games for Rocky Mountain in the independent Pioneer League...in 2020, released by the Royals on 11/1...in 2017, signed with the Royals as a minor league free agent on 10/14.

Yr	Club	W-L	ERA	G	GS	CG	SHO	SV	IP	H	R	ER	HR	BB	SO	WP	BK
2018	DSL Royals2	2-0	4.50	4	0	0	0	0	6.0	6	3	3	0	3	6	1	0
2019	DSL Royals1	1-3	2.01	15	1	0	0	2	31.1	27	10	7	0	3	28	2	0
2022	Dayton-A	0-0	0.00	3	1	0	0	0	7.0	1	0	0	0	5	7	0	0
2022	Daytona-A	2-0	2.08	3	0	0	0	0	8.2	4	2	2	0	5	8	1	0
2022	ACL Reds-R	0-0	4.15	2	0	0	0	0	4.1	5	2	2	0	2	3	0	0
Minor Totals - 3 yrs		5-3	2.20	27	2	0	0	2	57.1	43	17	14	0	18	52	4	0



CORREA, Jesus - SS AGE: 18; HT: 5-8; WT: 173; B/T: S/R; BORN: 9/8/04, Cartagena, Colombia. **SIGNED BY:** Cincinnati Reds International Scouting Department.. **RESIDES:** Cartagena, Colombia. **OBTAINED:** Signed as an international free agent on 1/15/22.

Yr	Club	AVG	G	AB	R	H	2B	3B	HR	RBI	SH	SF	HB	BB	SO	SB	CS	OBP	SLG	E
2022	DSL Reds-R	.333	10	36	7	12	1	2	0	5	0	0	2	4	6	0	4	.429	.472	4

CREAL, Ashton - OF AGE: 24; HT: 6-0; WT: 189; B/T: R/R; BORN: 3/23/99, Joliet, IL. **SIGNED BY:** Andy Stack. **RESIDES:** New Lenox, IL. **OBTAINED:** Selected in the 21st round of the 2019 First-Year Player Draft. **CAREER NOTES:** In 2019, ranked among all Reds farmhands in OBP (.406, 4th). **PERSONAL:** Played collegiately at John A. Logan College (Carterville, IL)...graduated from Metea Valley HS (Aurora, IL). **TWITTER:** @cg_creal.

Yr	Club	AVG	G	AB	R	H	2B	3B	HR	RBI	SH	SF	HB	BB	SO	SB	CS	OBP	SLG	E
2019	AZL Reds-R	.276	48	174	33	48	12	3	0	14	1	0	6	32	48	8	3	.406	.379	3
2021	ACL Reds-R	.290	11	31	13	9	2	1	3	7	0	0	2	8	9	5	0	.463	.710	1
	Daytona-A	.197	25	76	13	15	5	0	0	5	1	1	1	8	35	5	0	.279	.263	2
2022	Louisville-AAA	.200	2	5	2	1	0	0	0	0	0	0	0	1	1	1	0	.333	.200	0
	Dayton-A	.211	57	161	22	34	9	1	2	13	0	4	7	19	52	14	6	.314	.317	5
	Daytona-A	.214	21	70	8	15	4	1	2	6	1	1	3	6	25	7	1	.300	.386	3
Minor Totals - 3 yrs		.236	164	517	91	122	32	6	7	45	3	6	19	74	170	40	10	.349	.362	14

CRUZ, Reynardo - RHP AGE: 21; HT: 6-0; WT: 214; B/T: R/R; BORN: 10/24/01, San Pedro de Macoris, DR. **SIGNED BY:** Samuel Pimentel, Emmanuel Cartagena. **RESIDES:** San Pedro de Macoris, DR. **OBTAINED:** Signed as an international free agent on 1/15/21.

Yr	Club	W-L	ERA	G	GS	CG	SHO	SV	IP	H	R	ER	HR	BB	SO	WP	BK
2021	DSL Reds-R	0-0	1.06	4	4	0	0	0	17.0	11	4	2	1	5	26	2	1
	ACL Reds-R	1-1	3.38	7	2	0	0	1	21.1	15	19	8	1	15	30	3	5
2022	Daytona-A	0-3	5.40	14	6	0	0	0	40.0	30	27	24	3	27	38	8	3
Minor Totals - 2 yrs		1-4	3.91	25	12	0	0	1	78.1	56	50	34	5	47	94	13	9

CURLIS, Connor - LHP AGE: 26; HT: 6-4; WT: 201; B/T: L/L; BORN: 1/29/96, Findlay, OH. **SIGNED BY:** Ben Jones. **RESIDES:** Findlay, OH. **OBTAINED:** Selected in the 24th round of the 2018 First-Year Player Draft. **CAREER NOTES:** In 2022, his 124 strikeouts ranked 4th among all Reds farmhands...in 2019, named Midwest League Pitcher of the Week on 8/11...in 2018, made his professional debut with 16 apps at Rookie Billings. **PERSONAL:** Played collegiately at Ohio State...graduated from Findlay HS (OH) where he was the 2015 Pitcher of the Year in the Three Rivers Athletic Conference...his cousin, Tyler, played baseball at Wittenburg then became a minor league umpire...his cousin, Chad, played baseball at Bowling Green State University. **TWITTER:** @ccurlis9.

Yr	Club	W-L	ERA	G	GS	CG	SHO	SV	IP	H	R	ER	HR	BB	SO	WP	BK
2018	Billings-R	3-0	4.56	16	1	0	0	0	25.2	23	16	13	1	10	33	1	0
2019	Dayton-A	4-6	3.16	17	13	0	0	0	74.0	68	35	26	9	32	72	1	1
	Daytona-A	1-0	0.96	2	2	0	0	0	9.1	12	1	1	0	3	7	0	0
2021	Chattanooga-AA	5-7	5.03	20	20	0	0	0	98.1	88	58	55	21	48	88	4	0
2022	Chattanooga-AA	3-9	6.34	32	19	0	0	1	110.2	123	82	78	25	37	124	6	4
Minor Totals - 4 yrs		16-22	4.90	87	55	0	0	1	318.0	314	192	173	56	130	324	12	5

DAVILA, Vladimir - RHP AGE: 19; HT: 5-8; WT: 209; B/T: R/R; BORN: 9/10/02, Valencia, Carabobo, VZ. **SIGNED BY:** Ricardo Quintero, Richard Castro. **RESIDES:** Valencia Carabobo, VZ. **OBTAINED:** Signed as a non-drafted free agent on 7/27/19.

Yr	Club	W-L	ERA	G	GS	CG	SHO	SV	IP	H	R	ER	HR	BB	SO	WP	BK
2021	DSL Reds-R	1-3	5.97	12	6	0	0	0	37.2	45	28	25	4	20	29	21	1
2022	ACL Reds-R	1-0	5.40	2	0	0	0	0	5.0	7	6	3	0	1	2	0	0
	DSL Reds-R	1-2	3.52	9	6	0	0	0	30.2	32	16	12	2	7	37	3	0
Minor Totals - 2 yrs		3-5	4.91	23	12	0	0	0	73.1	84	50	40	6	28	68	24	1

DE LA CRUZ, Angel - OF AGE: 17; HT: 6-3; WT: 160; B/T: R/R; BORN: 3/27/06, Yamasa, DR. **SIGNED BY:** Jose Diaz, Emmanuel Cartagena. **RESIDES:** Yamasa, DR. **OBTAINED:** Signed as an international free agent on 1/16/23. **CAREER NOTES:** 2023 will be his first professional season.

DEMURIAS, Eddy - RHP **PRONUNCIATION:** duh-MYUR-ee-us. AGE: 25; HT: 6-0; WT: 201; B/T: R/R; BORN: 8/1/97, Miami, FL. **SIGNED BY:** Jimmy Moran. **RESIDES:** Miami, FL. **OBTAINED:** Selected in the 27th round of the 2018 First-Year Player Draft. **CAREER NOTES:** In 2022, his 55 apps for Louisville led all Reds' minor leaguers...in 2021, among all Reds minor league pitchers, finished 5th with 38 apps...following the season was selected to play for the Surprise Saguaros in the prestigious Arizona Fall League...in 2019, became the first pitcher in Class-A Dayton franchise history to bat and score a run in the same inning (8/14 at Bowling Green)...this was notable due to the fact that the Midwest League utilizes the DH for all games...in 2018, made his professional debut with 20 relief appearances for Rookie Billings...selected as a Pioneer League midseason All-Star. **PERSONAL:** Played collegiately at the University of South Carolina, Miami Dade College and the University of Florida...was a member of the 2017-18 Spring SEC Academic Honor Roll...graduated from Miami Killian HS (FL). **TWITTER:** @DatDudeED5.

Yr	Club	W-L	ERA	G	GS	CG	SHO	SV	IP	H	R	ER	HR	BB	SO	WP	BK
2018	Billings-R	1-5	4.97	20	0	0	0	3	29.0	33	22	16	2	10	25	3	1
2019	Dayton-A	3-4	4.50	40	0	0	0	4	78.0	85	42	39	4	24	70	6	1
2021	Chattanooga-AA	3-3	2.43	30	0	0	0	1	40.2	24	13	11	2	21	42	0	0
	Dayton-A	0-0	0.00	6	0	0	0	2	9.0	3	0	0	0	6	10	2	0
	Louisville-AAA	0-0	9.00	2	0	0	0	0	2.0	3	2	2	0	1	0	0	0
2022	Louisville-AAA	4-2	3.95	55	0	0	0	1	54.2	52	28	24	5	33	59	2	1
Minor Totals - 4 yrs		11-14	3.88	153	0	0	0	11	213.1	200	107	92	13	95	206	13	3

DIAZ, Brauli - SS AGE: 17; HT: 6-0; WT: 149; B/T: S/R; BORN: 1/23/06, El Seibo, DR. **SIGNED BY:** Boomer Prinstein. **RESIDES:** Santo Domingo, DR. **OBTAINED:** Signed as an international free agent on 1/16/23. **CAREER NOTES:** 2023 will be his first professional season.

DIAZ, Bryan - LHP AGE: 19; HT: 5-10; WT: 140; B/T: L/L; BORN: 9/11/03, Santiago de los Caballeros, DR. **SIGNED BY:** Emmanuel Cartagena. **RESIDES:** Santiago de los Caballeros, DR. **OBTAINED:** Signed as an international free agent on 1/16/23. **CAREER NOTES:** 2023 will be his first professional season.

DIAZ, Jean - RHP AGE: 20; HT: 5-9; WT: 176; B/T: R/R; BORN: 1/24/03, Bonao, DR. **SIGNED BY:** Edgar Melo. **RESIDES:** Bonao, DR. **OBTAINED:** Signed as a minor league free agent on 7/11/22.

Yr	Club	W-L	ERA	G	GS	CG	SHO	SV	IP	H	R	ER	HR	BB	SO	WP	BK
2022	DSL Reds-R	1-1	15.88	5	0	0	0	1	5.2	14	10	10	0	3	6	0	0

DUNN, Blake - OF AGE: 24; HT: 5-9; WT: 201; B/T: R/R; BORN: 9/5/98, Holland, MI. SIGNED BY: Tyler Gibbons. RESIDES: Saugatuck, MI. OBTAINED: Selected in the 15th round of the 2021 First Year Player Draft. PERSONAL: Played collegiately at Western Michigan University, where he was named the preseason MAC Player of the Year by D1Baseball in 2021...in 2020 was named by Baseball America as the second-best athlete in college baseball...in 2019 was named first team All-MAC...is the first WMU Bronco drafted by the Reds since Adam Rosales in 2005 (12th round)...posted a 3.5 cumulative GPA at WMU...graduated from Saugatuck HS (MI) where he accumulated 16 varsity letters in baseball, football, basketball and track-and-field...did not play baseball and track-and-field his senior year at Saugatuck High due to injury...established school basketball records for single-game scoring record (51) and most career points (1,541)...is a 3-time state champion in the 100-meter hurdles and 300-meter hurdles...holds 6 track records at Saugatuck...finished high school football career ranked second in Michigan High School Football history with 824 points scored...has 8 siblings.

Yr	Club	AVG	G	AB	R	H	2B	3B	HR	RBI	SH	SF	HB	BB	SO	SB	CS	OBP	SLG	E
2021	ACL Reds-R	.214	6	14	2	3	0	0	0	0	0	0	0	2	3	5	0	.313	.214	0
	Daytona-A	.357	5	14	1	5	1	0	1	5	1	0	0	0	5	0	0	.357	.643	0
2022	Daytona-A	.290	33	93	22	27	5	1	4	16	3	0	7	24	29	18	1	.468	.495	1
	ACL Reds-R	.077	4	13	0	1	0	0	0	1	0	0	0	1	3	2	0	.143	.077	1
Minor Totals - 2 yrs		.269	48	134	25	36	6	1	5	22	4	0	7	27	40	25	1	.417	.440	2

DUNO, Alfredo - C AGE: 17; HT: 6-2; WT: 210; B/T: R/R; BORN: 1/7/06, Distrito Miranda, VZ. SIGNED BY: Cincinnati Reds International Scouting Department. RESIDES: Santo Domingo, DR. OBTAINED: Signed as an international free agent on 1/16/23. CAREER NOTES: Rated by MLB.com as the 4th-best international prospect in 2023...2023 will be his first professional season.

ESPINOZA, Iverson - INF AGE: 20; HT: 5-7; WT: 179; B/T: R/R; BORN: 1/6/03, Maracay, Aragua, VZ. SIGNED BY: Andy Stack. RESIDES: Maracay, Aragua, VZ. OBTAINED: Signed as a non-drafted free agent on 7/8/19.

Yr	Club	AVG	G	AB	R	H	2B	3B	HR	RBI	SH	SF	HB	BB	SO	SB	CS	OBP	SLG	E
2021	DSL Reds-R	.303	42	119	32	36	7	2	2	16	0	0	9	13	15	4	5	.411	.445	5
2022	DSL Reds-R	.243	28	74	13	18	2	2	0	9	0	0	5	9	14	5	3	.364	.324	8
Minor Totals - 2 yrs		.280	70	193	45	54	9	4	2	25	0	0	14	22	29	9	8	.393	.399	13

EVELD, Tommy - RHP PRONUNCIATION: EE-veld; AGE: 29; HT: 6-5; WT: 207; B/T: R/R; BORN: 12/30/93, Coral Springs, FL. RESIDES: Lutz, FL. OBTAINED: Signed as a minor league free agent on 2/8/23. CAREER NOTES: In 2022, made 23 apps for Triple-A Jacksonville...Spent time on the COVID-IL and the 7-day IL...Made 3 rehab apps for Class-A Jupiter...Became a free agent on 11/10...in 2021, was a non-roster invite to Marlins Spring Training camp...Made 36 relief apps for Triple-A Jacksonville and held opponents to a .230 BA...Spent time on the 7-day IL in May...made a pair of scoreless rehab apps for Class-A Jupiter...in 2020, was a non-roster invite to Marlins Spring Training camp...did not play (COVID season)...did participate at Miami's alternate training site...in 2019, was a non-roster invite to Marlins Spring Training camp...in 2018, for Class-A Visalia was named a California League All-Star...Traded from Arizona to Miami on 7/31 in exchange for RHP Brad Ziegler...Pitched for Salt River in the prestigious Arizona Fall League...Entered the season as Arizona's 25th-best prospect per Baseball America...Tied for second place with 21 percent of fan vote for MiLB's Relief Pitcher of the Year...in 2017, for Class-A Kane County was named a Midwest League All-Star...Recognized by Baseball America as a Low Class-A All-Star...Rated by Baseball America as Arizona's no. 30 prospect...Was 14-for-14 in save opps...in 2016, was selected by the Diamondbacks in the ninth round of the First-Year Player Draft...Made his pro debut with Class-A Hillsboro...Selected as a Northwest League All-Star. PERSONAL: Did not play baseball in high school, rather, he was a three-year letterwinner as a quarterback for Jesuit High's football team (Tampa, FL)...earned All-Hillsborough County honors from the Tampa Tribune and the Tampa Bay Times as a senior...that year, he led the team to an 11-2 record, 10-1 as a starter, and a 5A district championship...Touchdown Tommy" threw for 2,326 yards and 20 touchdowns as a senior...Played football and baseball for the University of South Florida...Suffered two tears of his ACL in college...Has 3 siblings (2 brothers, 1 sister), all of whom played sports at South Florida...his brother, Bobby, was drafted by the Mets in 2010...An accomplished "glove doctor," he is who teammates have turned to for glove repairs.

Yr	Club	W-L	ERA	G	GS	CG	SHO	SV	IP	H	R	ER	HR	BB	SO	WP	BK
2016	Hillsboro-A	2-1	1.86	24	0	0	0	2	29.0	17	6	6	0	8	31	3	0
2017	Visalia-A	0-5	5.73	19	0	0	0	2	22.0	22	15	14	1	11	26	3	0
	Kane County-A	1-0	0.33	22	0	0	0	14	27.2	10	3	1	0	8	33	1	0
2018	Jackson-AA	1-0	0.00	3	0	0	0	1	4.1	1	0	0	0	1	5	0	0
	Jacksonville-AA	1-1	0.93	10	0	0	0	3	9.2	6	3	1	0	3	14	0	0
	Visalia-A	2-2	1.24	32	0	0	0	12	36.1	29	8	5	1	7	42	1	0
2019	New Orleans-AAA	1-4	7.71	18	0	0	0	1	23.1	24	24	20	9	13	24	1	0
	Jacksonville-AA	2-3	2.77	24	0	0	0	11	26.0	19	10	8	3	4	36	0	0
2021	Jacksonville-AAA	5-3	3.63	36	0	0	0	6	44.2	38	20	18	8	16	54	0	0
	Jupiter-A	0-0	0.00	2	0	0	0	0	4.0	4	0	0	0	1	5	0	1
2022	Jacksonville-AAA	1-2	3.38	23	1	0	0	0	34.2	28	17	13	6	10	31	2	0
	Jupiter-A	0-0	0.00	3	0	0	0	1	4.2	1	0	0	0	0	6	0	0
Minor Totals - 6 yrs		16-21	2.91	216	1	0	0	53	266.1	199	106	86	28	82	307	11	1

FALTINE, Trey - INF AGE: 22; HT: 6-1; WT: 199; B/T: R/R; BORN: 1/8/01, Houston, TX. SIGNED BY: Paul Scott. RESIDES: Richmond, TX. OBTAINED: Selected in the seventh round of the 2022 First Year Player Draft. PERSONAL: Played collegiately at the University of Texas...graduated from Travis HS (Richmond, TX) where he played all 9 positions on the baseball team and was the 2017 Area Code Pitcher of the Year...Member of the USA Baseball 18U National Team that won gold in the 2018 COPABE U-18 Pan-American Championship...Selected by the Red Sox in the 39th round of the 2019 Draft but did not sign...ranked by Baseball America as the 89th-best prospect in that 2019 draft.

Yr	Club	AVG	G	AB	R	H	2B	3B	HR	RBI	SH	SF	HB	BB	SO	SB	CS	OBP	SLG	E
2022	Daytona-A	.237	21	59	12	14	6	0	1	10	0	2	3	14	24	1	0	.397	.390	2
	ACL Reds-R	.500	1	2	1	1	0	0	0	0	0	0	0	1	0	0	0	.667	.500	0
Minor Totals - 1 yr		.246	22	61	13	15	6	0	1	10	0	2	3	15	24	1	0	.407	.393	2

FARR, Thomas - RHP AGE: 23; HT: 6-0; WT: 203; B/T: R/R; BORN: 4/29/99, Atlanta, GA. SIGNED BY: Charles Aliano. RESIDES: Columbia, TN. OBTAINED: Selected in the fifth round of the 2021 First Year Player Draft. CAREER NOTES: In 2021, rated by both MLB.com and Baseball America as the Reds 29th-best prospect. PERSONAL: Played collegiately at South Carolina and NW Florida State College...named by Prep Baseball Report as the top junior college prospect in the state of Florida for 2019...graduated from Sandy Creek HS (GA), the same school that produced several NFL players, including WR Calvin Johnson and Cincinnati Bengals CB Mike Hilton.

Yr	Club	W-L	ERA	G	GS	CG	SHO	SV	IP	H	R	ER	HR	BB	SO	WP	BK
2021	Daytona-A	0-0	0.00	2	1	0	0	0	6.0	4	0	0	0	0	8	0	0
	Dayton-A	0-0	3.00	1	1	0	0	0	3.0	2	1	1	1	1	4	0	0
	ACL Reds-R	0-0	0.00	1	1	0	0	0	1.0	1	0	0	0	0	2	0	0
2022	Dayton-A	4-6	4.80	22	20	0	0	0	99.1	111	57	53	15	37	102	6	1
Minor Totals - 2 yrs		4-6	4.45	26	23	0	0	0	109.1	118	58	54	16	38	116	6	1

PLAYER DEVELOPMENT

FERNANDEZ, Ilvin - INF AGE: 21; HT: 6-1; WT: 171; B/T: R/R; BORN: 9/8/01, San Francisco de Macoris, DR. **SIGNED BY:** Emmanuel Cartagena, Richard Jimenez. **RESIDES:** San Francisco de Macoris, DR. **OBTAINED:** Signed as a non-drafted free agent on 7/2/18.

Yr	Club	AVG	G	AB	R	H	2B	3B	HR	RBI	SH	SF	HB	BB	SO	SB	CS	OBP	SLG	E
2019	DSL Reds-R	.274	40	146	17	40	4	0	0	16	1	2	3	18	27	5	6	.361	.301	9
2021	ACL Reds-R	.217	40	115	15	25	7	0	1	12	0	0	1	11	35	5	1	.291	.304	9
2022	Daytona-A	.175	29	80	7	14	1	0	1	3	2	0	1	7	25	2	0	.250	.225	5
	ACL Reds-R	.273	4	11	1	3	1	0	0	3	0	0	0	0	2	1	0	.273	.364	1
Minor Totals - 3 yrs		.233	113	352	40	82	13	0	2	34	3	2	5	36	89	13	7	.311	.287	24

FISHER, Andy - LHP AGE: 27; HT: 6-0; WT: 194; B/T: L/L; BORN: 1/9/96, Urbana, IL. **SIGNED BY:** Andy Stack. **RESIDES:** Crown Point, IN. **OBTAINED:** Signed as a minor league free agent on 6/9/19. **CAREER NOTES:** In 2019, earned Reds Minor League Pitcher of the Month for July in his first full month as a professional...did not allow an earned run or a walk in his first 4 apps with Class-A Dayton spanning 15 innings (3h, 19k)...named Midwest League Pitcher of the Week on 7/21. **PERSONAL:** Played collegiately at the University of Illinois where in 2019 earned All-Big Ten First Team honors and Academic All-Big Ten honors...named NCBWA National Pitcher of the Week and Big Ten Pitcher of the Week in May 2019...graduated from Illinois in May 2018 with a degree in Finance...working toward master's degree (recreation, sport and tourism)...also attended Eastern Illinois University...graduated from Bowling Green HS (OH) where in addition to baseball, played football and soccer.

Yr	Club	W-L	ERA	G	GS	CG	SHO	SV	IP	H	R	ER	HR	BB	SO	WP	BK
2019	Greeneville-R	0-0	0.87	6	1	0	0	0	20.2	13	4	2	0	3	26	1	0
	Dayton-A	3-3	2.73	10	1	0	0	0	26.1	18	10	8	2	4	32	0	0
2021	Dayton-A	5-1	3.80	26	0	0	0	1	45.0	36	19	19	1	24	64	2	0
2022	Chattanooga-AA	3-0	4.09	39	0	0	0	3	44.0	43	20	20	3	32	55	2	0
Minor Totals - 3 yrs		11-4	3.24	81	2	0	0	4	136.0	110	53	49	6	63	177	5	0

FRANCO, Jose - RHP AGE: 22; HT: 6-2; WT: 250; B/T: R/R; BORN: 11/25/00, Aragua, VZ. **SIGNED BY:** Richard Castro and Bob Engle. **RESIDES:** Aragua, VZ. **OBTAINED:** Signed as a non-drafted free agent on 10/16/18. **CAREER NOTES:** In 2022, rated by Baseball America as the 39th-best prospect in the Reds' system...in 2019, ranked among all Reds farmhands with a 2.20 ERA.

Yr	Club	W-L	ERA	G	GS	CG	SHO	SV	IP	H	R	ER	HR	BB	SO	WP	BK
2019	DSL Reds-R	3-1	2.20	14	14	0	0	0	57.1	50	19	14	1	14	59	6	1
2021	Daytona-A	2-5	6.71	19	11	0	0	0	59.0	50	45	44	12	42	77	11	2
2022	Daytona-A	1-6	4.44	20	13	0	0	0	77.0	76	38	38	13	39	104	5	0
Minor Totals - 3 yrs		5-12	4.47	53	38	0	0	0	193.1	176	102	96	26	95	240	22	3

FRANSEN, Arij - RHP AGE: 21; HT: 6-3; WT: 221; B/T: R/R; BORN: 5/20/01, Deventer, Netherlands. **SIGNED BY:** Evert Jan't Hoen, Trey Hendricks. **RESIDES:** Hilversum, Netherlands. **OBTAINED:** Signed as a non-drafted free agent on 5/27/19. **CAREER NOTES:** In 2023, was on the 2023 World Baseball Classic provisional roster for Team Netherlands.

Yr	Club	W-L	ERA	G	GS	CG	SHO	SV	IP	H	R	ER	HR	BB	SO	WP	BK
2021	ACL Reds-R	3-1	3.78	9	5	0	0	0	33.1	34	16	14	3	3	43	3	1
2022	Daytona-A	2-6	6.46	13	6	0	0	0	39.0	47	34	28	9	17	28	4	1
	ACL Reds-R	1-2	7.71	9	7	0	0	0	25.2	34	27	22	4	13	18	4	1
Minor Totals - 2 yrs		6-9	5.88	31	18	0	0	0	98.0	115	77	64	16	33	89	11	3

FREE, James - C AGE: 24 (Turns 25 on 4/14); HT: 6-1; WT: 223; B/T: S/R; BORN: 4/14/98, Anaheim, CA. **SIGNED BY:** Rich Bordi. **RESIDES:** Walnut, CA. **OBTAINED:** Signed as a minor league free agent, 6/22/19. **PERSONAL:** Played at the University of the Pacific (Stockton, CA)...graduated from Damien HS (La Verne, CA).

Yr	Club	AVG	G	AB	R	H	2B	3B	HR	RBI	SH	SF	HB	BB	SO	SB	CS	OBP	SLG	E
2019	Billings-R	.245	43	155	30	38	9	1	7	24	0	1	3	18	38	0	0	.333	.452	2
2021	Daytona-A	.232	56	185	21	43	13	0	3	27	0	3	1	27	56	1	0	.329	.351	2
2022	Louisville-AAA	.176	5	17	1	3	1	0	0	0	0	0	0	6	0	0	0	.176	.235	0
	Chattanooga-AA	.261	63	211	22	55	7	0	8	27	0	2	3	14	53	0	1	.313	.408	5
Minor Totals - 3 yrs		.245	167	568	74	139	30	1	18	78	0	6	7	59	153	1	1	.320	.396	9

GAITAN, Abraham - RHP AGE: 19; HT: 6-2; WT: 180; B/T: R/R; BORN: 2/6/04, Managua, Nicaragua. **SIGNED BY:** Gustavo Martinez, Boomer Prinstein. **OBTAINED:** Signed as a minor league free agent on 6/28/22.

Yr	Club	W-L	ERA	G	GS	CG	SHO	SV	IP	H	R	ER	HR	BB	SO	WP	BK
2022	DSL Reds-R	0-1	4.50	2	0	0	0	0	4.0	4	4	2	0	2	2	0	0

GALINDO, Cristian - LHP AGE: 20; HT: 6-1; WT: 225; B/T: L/L; BORN: 10/14/02, Charallave, VZ. **SIGNED BY:** Richard Castro, David Espinosa. **RESIDES:** Miranda, VZ. **OBTAINED:** Signed as an international free agent on 1/15/21.

Yr	Club	W-L	ERA	G	GS	CG	SHO	SV	IP	H	R	ER	HR	BB	SO	WP	BK
2021	DSL Reds-R	0-1	10.80	4	0	0	0	0	3.1	3	4	4	1	7	4	0	1
2022	DSL Reds-R	4-0	2.25	11	1	0	0	0	28.0	19	11	7	1	9	41	6	1
Minor Totals - 2 yrs		4-1	3.16	15	1	0	0	0	31.1	22	15	11	2	16	45	6	2

GARCIA, Juan - C AGE: 19; HT: 5-9; WT: 217; B/T: R/R; BORN: 5/3/03, Cartagena, Colombia. **SIGNED BY:** Jose Valdelamar & Trey Hendricks. **RESIDES:** Cartagena, Colombia. **OBTAINED:** Signed as a non-drafted free agent on 7/4/19.

Yr	Club	AVG	G	AB	R	H	2B	3B	HR	RBI	SH	SF	HB	BB	SO	SB	CS	OBP	SLG	E
2021	DSL Reds-R	.180	23	61	9	11	3	0	1	8	0	0	3	11	23	1	0	.333	.279	6
2022	ACL Reds-R	.333	10	24	3	8	1	0	1	6	0	1	2	3	6	0	0	.433	.500	1
Minor Totals - 2 yrs		.224	33	85	12	19	4	0	2	14	0	1	5	14	29	1	0	.362	.341	7

GARCIA, Pedro - RHP AGE: 27 (turns 28 on 3/21); HT: 5-8; WT: 222; B/T: R/R; BORN: 3/21/95, Maracaibo, VZ. RESIDES: Fort Worth, TX. OBTAINED: Signed as a non-drafted free agent on 7/22/19. CAREER NOTES: In 2023, was on the 2023 World Baseball Classic roster for Colombia...in 2022, ranked among all Reds minor league pitchers with 12 saves (3rd) and 49 apps (5th)...in 2021-22, pitched for Lara in the Venezuelan League...in 2020-21, pitched for Manati in the Puerto Rican Winter League. PERSONAL: Pitched at Georgia Gwinnett College, where he led the Grizzlies to the 2019 Association of Independent Institutions tournament title and to the 2019 Avista NIAA World Series...played for Southeastern Community College (IA), where he was an all-conference selection...has 6 sisters and 3 brothers.

Yr	Club	W-L	ERA	G	GS	CG	SHO	SV	IP	H	R	ER	HR	BB	SO	WP	BK
2019	AZL Reds-R	1-0	0.00	5	2	0	0	0	14.1	12	1	0	0	4	14	1	0
	Dayton-A	0-0	0.00	1	0	0	0	0	1.1	0	0	0	0	0	2	1	0
2021	Daytona-A	1-1	1.50	4	0	0	0	0	12.0	7	2	2	1	2	18	3	0
	Dayton-A	7-4	4.20	28	0	0	0	3	40.2	34	28	19	3	24	53	5	1
2022	Louisville-AAA	1-0	10.80	9	0	0	0	0	6.2	12	8	8	1	3	8	0	0
	Chattanooga-AA	2-2	2.17	40	0	0	12	49.2	38	17	12	3	19	58	4	0	0
Minor Totals - 3 yrs		12-7	2.96	87	2	0	0	15	124.2	103	56	41	8	52	153	14	1

GAYMAN, Myles - RHP AGE: 25; HT: 6-3; WT: 204; B/T: R/R; BORN: 2/19/98, Chambersburg, PA. SIGNED BY: Andrew Fabian. RESIDES: Greencastle, PA. OBTAINED: Signed as a non-drafted free agent on 7/1/20. PERSONAL: Played collegiately at Penn State and Barry University (Miami Shores, FL)...graduated from Greencastle-Antrim HS (Greencastle, PA). TWITTER: @Myles_Gayman.

Yr	Club	W-L	ERA	G	GS	CG	SHO	SV	IP	H	R	ER	HR	BB	SO	WP	BK
2021	ACL Reds-R	1-1	4.11	10	0	0	0	2	15.1	20	9	7	1	2	23	0	0
2022	Chattanooga-AA	0-0	18.41	6	0	0	0	0	7.1	17	17	15	4	6	9	0	0
	Dayton-A	3-1	2.94	24	0	0	0	1	49.0	48	16	16	5	10	53	0	0
Minor Totals - 2 yrs		4-2	4.77	40	0	0	0	3	71.2	85	42	38	10	18	85	0	0

GILBERT, Jake - RHP AGE: 26; HT: 6-6; WT: 234; B/T: R/R; BORN: 12/1/96, Heidelberg, Germany. SIGNED BY: Dan Cholowsky & Charlie Aliano. RESIDES: Evans, GA. OBTAINED: Signed as a non-drafted free agent on 6/22/19. PERSONAL: Played collegiately at the Air Force Academy where he was a member of cadet squadron 13 and majored in business management...graduated from Lakeside HS (Evans, GA), the same school attended by members of the country music group Lady A and olympic shot putter Reese Hoffa...his grandfather, Don Monson, coached men's basketball at Idaho and Oregon...his uncle, Dan Monson is the former men's head basketball coach at Gonzaga and Minnesota and currently serves as the head coach at Long Beach State...his uncle Gale Gilbert, played quarterback at Cal and played in the NFL for the San Diego Chargers and Buffalo Bills...his cousin Garrett Gilbert, played college football at Texas and SMU and played in the NFL...his hometown of Evans, GA is approximately 10 minutes away from Augusta National Golf Course.

Yr	Club	W-L	ERA	G	GS	CG	SHO	SV	IP	H	R	ER	HR	BB	SO	WP	BK
2019	AZL Reds-R	1-1	2.25	5	0	0	0	0	8.0	6	5	2	1	3	13	1	0
	Greenville-R	0-3	6.18	8	6	0	0	1	27.2	31	19	19	2	8	37	4	0
2021	Dayton-A	4-1	5.83	20	0	0	0	2	29.1	30	20	19	3	18	31	8	1
	ACL Reds-R	4-1	1.33	10	0	0	0	1	20.1	11	4	3	0	10	36	13	0
2022	Dayton-A	5-3	5.77	30	0	0	0	0	53.0	54	43	34	4	35	59	10	0
Minor Totals - 3 yrs		14-9	5.01	73	6	0	0	4	138.1	132	91	77	10	74	176	36	1

GLOGOSKI, Kyle - RHP AGE: 24; HT: 6-3; WT: 212; B/T: R/R; BORN: 1/6/99, Auckland, NZ. SIGNED BY: Howard Norsetter (Phillies). RESIDES: Auckland, NZ. OBTAINED: Selected from Philadelphia in the first round of the minor league phase of the 2022 Rule 5 Draft. CAREER NOTES: Veteran of the Australian Baseball League with Sydney (2017-18) and Auckland (2018-19, 2019-20, & 2022-23)...was on the 2023 World Baseball Classic provisional roster for Team Australia. In 2022, for Jersey Shore was named South Atlantic League Pitcher of the Week for 9/5-9/11...in 2021, was on the IL from 6/11-end of season with right elbow sprain...in 2019, Selected as a South Atlantic League midseason All-Star...earned the win for the North Division team in SAL All-Star Game...Named Phillies Minor League Pitcher of the Month for May...Twice named Phillies Minor League Pitcher of the Week (5/20-5/26 & 6/17-6/23)...Was the starter in a combined no-hitter on 6/22 vs Daytona (5ip, 2bb, 5k)...Did not allow more than 2 ER in any of his 19g (14gs) with A-Lakewood and A-Clearwater...Following the season pitched for hometown Auckland in the ABL. PERSONAL: Signed by the Phillies as an amateur free agent on 1/4/18...pitched for New Zealand in the 2014 World Baseball Softball Confederation World Championship in Mexico...was the youngest player on the New Zealand Diamond Blacks men's national team in the 2016 World Baseball Classic qualifiers.

Yr	Club	W-L	ERA	G	GS	CG	SHO	SV	IP	H	R	ER	HR	BB	SO	WP	BK
2018	GCL Phillies-R	4-0	2.31	10	8	0	0	0	39.0	30	10	10	2	11	47	2	0
2019	Clearwater-A	2-2	1.88	11	11	0	0	0	52.2	37	13	11	2	20	45	2	0
	Lakewood-A	3-1	1.30	8	3	0	0	0	27.2	14	6	4	1	8	45	0	0
2021	Lehigh Valley-AAA	0-1	54.00	1	1	0	0	0	1.0	2	6	6	1	3	3	0	0
	Reading-AA	0-2	8.03	5	3	0	0	0	12.1	17	13	11	5	13	15	2	0
2022	FCL Phillies-R	0-0	3.60	4	0	0	0	0	5.0	7	2	2	1	3	4	0	0
	Jersey Shore-A	2-6	2.77	16	12	0	0	0	65.0	56	29	20	5	20	75	1	0
	Clearwater-A	1-0	3.00	2	0	0	0	0	3.0	1	1	1	1	4	5	0	0
Minor Totals - 4 yrs		12-12	2.84	57	38	0	0	0	205.2	164	80	65	18	82	239	7	0

GOMES, Gabriel - C AGE: 18 (Turns 19 on 3/31); HT: 5-8; WT: 198; B/T: R/R; BORN: 3/31/04, Atibaia, São Paulo, Brazil. SIGNED BY: Jean Tome. RESIDES: Atibaia, São Paulo, Brazil. OBTAINED: Signed as a minor league free agent on 7/15/22.

Yr	Club	AVG	G	AB	R	H	2B	3B	HR	RBI	SH	SF	HB	BB	SO	SB	CS	OBP	SLG	E
2022	DSL Reds-R	.500	3	4	1	2	0	0	0	0	0	0	0	3	2	0	0	.714	.500	1

GONZALEZ, Eduardo - LHP AGE: 19; HT: 6-0; WT: 155; B/T: L/L; BORN: 7/23/03, San Cristobal, DR. SIGNED BY: Jenfry Del Rosario, Enmanuel Cartagena, Boomer Prinstein. RESIDES: San Cristobal, DR. OBTAINED: Signed as a non-drafted free agent on 7/30/21.

Yr	Club	W-L	ERA	G	GS	CG	SHO	SV	IP	H	R	ER	HR	BB	SO	WP	BK	
2021	DSL Reds-R	3-0	1.99	8	2	0	0	1	22.2	15	6	5	1	16	28	8	0	
2022		(Did Not Pitch)																

GONZALEZ, Irvin - RHP AGE: 16; HT: 5-10; WT: 150; B/T: L/L; BORN: 6/9/06, SIGNED BY: Ricardo Quintero, Hernán Alborno. RESIDES: Valencia, VZ. OBTAINED: Signed as an international free agent on 1/15/23. CAREER NOTES: 2023 will be his first professional season.

GONZALEZ, Juventino - RHP AGE: 21; HT: 6-3; WT: 228; B/T: R/R; BORN: 2/5/02, David, Panama. SIGNED BY: Concepcion Rodriguez, Greg McMillin. OBTAINED: Signed as a non-drafted free agent on 7/30/21. PERSONAL: Hails from the same hometown as long-time Major League catcher Carlos Ruiz.

Yr	Club	W-L	ERA	G	GS	CG	SHO	SV	IP	H	R	ER	HR	BB	SO	WP	BK	
2021	DSL Reds-R	0-0	9.00	1	0	0	0	0	1.0	2	1	1	0	1	1	0	0	
2022		(Did Not Pitch - Injured)																

GOZZO, Jake - RHP AGE: 26; HT: 6-5; WT: 231; B/T: R/R; BORN: 1/5/97, Shawnee, OK. **SIGNED BY:** Derrin Ebert. **RESIDES:** Buckeye, AZ. **OBTAINED:** Signed as a non-drafted free agent on 2/25/20. **CAREER NOTES:** In 2022, following the season played for the Glendale Desert Dogs in the prestigious Arizona Fall League. **PERSONAL:** Played collegiately at Oklahoma Baptist University and Orange Coast College (Orange County, CA)...graduated from Redlands East Valley HS (Redlands, CA), the same high school attended by soccer legend Landon Donovan.

Yr	Club	W-L	ERA	G	GS	CG	SHO	SV	IP	H	R	ER	HR	BB	SO	WP	BK
2021	Daytona-A	4-4	5.01	28	0	0	0	3	32.1	20	23	18	3	41	31	12	1
	ACL Reds-R	0-2	4.50	3	0	0	0	0	4.0	4	4	2	1	2	7	1	0
2022	Daytona-A	1-0	3.95	25	0	0	0	3	41.0	28	20	18	8	24	36	4	1
Minor Totals - 2 yrs		5-6	4.42	56	0	0	0	6	77.1	52	47	38	12	67	74	17	2

GUERRERO, Henry - C AGE: 18; HT: 6-2; WT: 205; B/T: R/R; BORN: 10/19/04, Barinas, VZ. **SIGNED BY:** Ricardo Quintero. **RESIDES:** Barinas, VZ. **OBTAINED:** Signed as an international free agent on 1/15/22.

Yr	Club	AVG	G	AB	R	H	2B	3B	HR	RBI	SH	SF	HB	BB	SO	SB	CS	OBP	SLG	E
2022	DSL Reds-R	.206	21	63	8	13	1	0	0	5	0	0	6	4	14	1	0	.315	.222	1

GUEVARA, Khristian - LHP AGE: 18; HT: 6-2; WT: 203; B/T: L/L; BORN: 8/24/04, Yaracuy, VZ. **SIGNED BY:** Ivan Mora, Ricardo Quintero, Hernan Albornoz. **RESIDES:** Lara, VZ. **OBTAINED:** Signed as a non-drafted free agent on 8/3/21.

Yr	Club	W-L	ERA	G	GS	CG	SHO	SV	IP	H	R	ER	HR	BB	SO	WP	BK
2022	DSL Reds-R	2-2	3.60	8	2	0	0	0	20.0	20	10	8	2	3	22	3	1

GUILLIAMS, Shawn - RHP AGE: 20; HT: 6-1; WT: 183; B/T: R/R; BORN: 6/10/02, Ocala, FL. **SIGNED BY:** Sean Buckley. **RESIDES:** Belleview, FL. **OBTAINED:** Selected in the 11th round of the 2021 First Year Player Draft. **CAREER NOTES:** Professional debut delayed by injury. **PERSONAL:** Played collegiately at the University of North Florida and the College of Central Florida (Ocala, FL)...graduated from Villages Charter School (FL).

GUTIERREZ, Dualvert - RHP AGE: 22; HT: 5-9; WT: 181; B/T: R/R; BORN: 1/25/01, Valencia, Carabobo, VZ. **SIGNED BY:** Richard Castro, Richard Jimenez. **RESIDES:** Kissimmee, FL. **OBTAINED:** Signed as a non-drafted free agent on 9/10/19.

Yr	Club	W-L	ERA	G	GS	CG	SHO	SV	IP	H	R	ER	HR	BB	SO	WP	BK			
2021	DSL Reds-R	3-2	3.29	13	9	0	0	1	52.0	47	22	19	3	16	76	9	0			
2022																				

(Did Not Pitch - Injured)

HAJJAR, Steve - LHP AGE: 22; HT: 6-4; WT: 232; B/T: R/L; BORN: 8/7/00, Methuen, MA. **SIGNED BY:** Jeff Pohl (Twins). **RESIDES:** North Andover, MA. **OBTAINED:** Acquired from Minnesota on 8/2/22 along with INF Spencer Steer and INF Christian Encarnacion-Strand in exchange for RHP Tyler Mahle. **CAREER NOTES:** In 2022, rated by Baseball America as the Reds' 14th-ranked in-season prospect...entered the season as the Twins' no. 13 (Baseball America) & 21 prospect (MLB.com). **PERSONAL:** Last name rhymes with badger...played collegiately at the University of Michigan where in 2020, he was selected to the All-Big Ten Conference First Team...2020 at Michigan: Led all Big Ten pitchers and had the program's sixth-most strikeouts in a single season (110)...named All-Region second team by ABCA/Rawlings...USA Baseball Golden Spikes Award Preseason and Midseason Watch Lists...Collegiate Baseball Magazine Preseason All-America Second Team...Baseball America Preseason All-America Second Team...D1Baseball.com Preseason All-America Third Team...Big Ten Conference Preseason Honors List...Originally selected by Milwaukee in the 21st round of the 2018 Draft...attended Central Catholic High School in Lawrence, MA...four-time letterwinner...2018 Gatorade Player of the Year - Massachusetts...2018 Merrimack Valley Conference Player of the Year...Prep Baseball Report Massachusetts Ranking: LHP (1), Overall (3)...Perfect Game Massachusetts Ranking: LHP (1), Overall (3), Nationally-LHP (16) Nationally-Overall (117)...Rawlings-Perfect Game 3rd Team All-American...Rawlings-Perfect Game All-Northeast Region First Team...2018 Boston Herald and Boston Globe All Scholastic Team...2017 Merrimack Valley Conference Player of the Year...2017 Perfect Game Underclass Third Team...2017 Area Code Games Participant...2017 East Coast Pro Showcase Participant...2017 Boston Herald and Boston Globe All Scholastic Team...2014-2018 Played for Show Baseball New England...member of National Honor Society.

Yr	Club	W-L	ERA	G	GS	CG	SHO	SV	IP	H	R	ER	HR	BB	SO	WP	BK
2022	Daytona-A	0-1	6.43	2	2	0	0	0	7.0	4	5	5	0	6	10	2	0
	Fort Myers-A	2-2	2.47	12	12	0	0	0	43.2	25	14	12	3	22	71	3	0
	FCL Twins-R	0-0	21.60	1	1	0	0	0	1.2	3	5	4	0	4	2	0	0
Minor Totals - 1 yr		2-3	3.61	15	15	0	0	0	52.1	32	24	21	3	32	83	5	0

HARMON, Jonathan - RHP AGE: 22; HT: 6-4; WT: 201; B/T: R/R; BORN: 9/4/00, Natchitoches, LA. **SIGNED BY:** Mike Partida. **RESIDES:** Hornbeck, LA. **OBTAINED:** Selected in the 13th round of the 2022 First Year Player Draft. **PERSONAL:** Played collegiately at Northwestern State University where he was named to the 2022 All-Southland Conference First Team...named 2022 D1Baseball.com's Southland Conference MLB Draft #1 Prospect...graduated from Leesville HS (Leesville, LA)...His father, Chris played basketball at Baptist Christian College.

Yr	Club	W-L	ERA	G	GS	CG	SHO	SV	IP	H	R	ER	HR	BB	SO	WP	BK
2022	ACL Reds-R	0-0	0.00	2	1	0	0	0	2.0	1	0	0	0	0	2	0	0

HEATHERLY, Jacob - LHP AGE: 24; HT: 6-1; WT: 234; B/T: L/L; BORN: 5/20/98, Cullman, AL. **SIGNED BY:** Jimmy Moran. **RESIDES:** Cullman, AL. **OBTAINED:** Selected in the third round of the 2017 First-Year Draft. **CAREER NOTES:** In 2020, ranked by MLB.com as the Reds' 17th-best prospect...in 2019, ranked by MLB.com as the Reds' 17th-best prospect...in 2018, rated by MLB.com (17) and Baseball America (21) as one of the Reds' top prospects...in 2017, ranked by Baseball America (15th) and MLB.com (17th) as one of the best prospects in the Reds system. **PERSONAL:** Graduated from Cullman HS (Cullman, AL).

Yr	Club	W-L	ERA	G	GS	CG	SHO	SV	IP	H	R	ER	HR	BB	SO	WP	BK			
2017	AZL Reds-R	2-1	2.93	9	6	0	0	0	30.2	26	13	10	3	16	26	3	1			
	Billings-R	0-1	12.00	3	3	0	0	0	9.0	17	12	12	0	4	5	1	0			
2018	Greenville-R	1-5	5.82	11	11	0	0	0	38.2	34	25	25	3	40	49	4	1			
2019	Daytona-A	1-2	8.31	4	4	0	0	0	8.2	12	9	8	0	6	10	2	0			
2021	ACL Reds-R	0-1	5.19	5	3	0	0	0	8.2	9	5	5	0	3	9	1	0			
2022																				
Minor Totals - 4 yrs		4-10	5.64	32	27	0	0	0	95.2	98	64	60	6	69	99	11	2			

(Did Not Pitch - Injured)

HENDRICK, Austin - OF AGE: 21; HT: 6-0; WT: 204; B/T: L/L; BORN: 6/15/01, Pittsburgh, PA. **SIGNED BY:** Jeff Brookens. **RESIDES:** Oakdale, PA. **OBTAINED:** Selected in the first round of the 2020 First-Year Player Draft (12th overall). **CAREER NOTES:** In 2022, rated by MLB.com as the Reds' no. 20 prospect...ranked among all Reds farmhands with 21 HR (T4th), 69 RBI (4th), 43 BB (10th), 42 XBH (7th) and 168 TB (T9th)...in 2021, rated by MLB.com (4th) and Baseball America (6th) as one of the top prospects in the Reds system...his 51 walks ranked 3rd among all Reds farmhands...in 2020, spent the season at the alternate training site as part of the Reds' 60-player pool Summer Camp roster...ranked by Baseball America (2) and MLB.com (3) as one of the Reds' top prospects...regarded by Baseball America as having the organization's best outfield arm...following the season was rated No. 86 on MLB Pipeline's Top 100 prospects list and No. 97 in Baseball America's Top 100. **PERSONAL:** Graduated from West Allegheny HS (Imperial, PA)...appeared in 8 games for Team USA during the 2019 WBSC U-18 Baseball World Cup...won the 2019 Under Armour All-America Home Run Derby at Wrigley Field...mother, Gina [Venezia] Hendrick, was a star gymnast at the University of Pittsburgh...participated in the 2023 Reds Caravan. **TWITTER:** @Aust_Hendrick7.

Yr	Club	AVG	G	AB	R	H	2B	3B	HR	RBI	SH	SF	HB	BB	SO	SB	CS	OBP	SLG	E
2021	Daytona-A	.211	63	209	30	44	16	0	7	29	0	0	6	51	100	4	2	.380	.388	4
2022	Daytona-A	.222	73	261	39	58	17	0	14	48	0	3	6	29	107	14	5	.311	.448	8
	Daytona-A	.205	36	127	19	26	4	0	7	21	0	1	3	14	58	2	0	.297	.402	0
Minor Totals - 2 yrs		.214	172	597	88	128	37	0	28	98	0	4	15	94	265	20	7	.334	.417	12

HENSEY, Rob - LHP AGE: 23; HT: 6-3; WT: 223; B/T: L/L; BORN: 9/29/99, Yonkers, NY. **SIGNED BY:** John Ceprini. **RESIDES:** Campbell Hall, NY. **OBTAINED:** Selected in the ninth round of the 2022 First-Year Player Draft. **PERSONAL:** Played collegiately at Monmouth University, where he was named 2021 MAAC Pitcher of the Year...his 1.54 ERA ranked fifth in the nation...Graduated from Goshen HS (NY).

Yr	Club	W-L	ERA	G	GS	CG	SHO	SV	IP	H	R	ER	HR	BB	SO	WP	BK
2022	ACL Reds-R	0-0	0.00	2	0	0	0	0	2.0	3	0	0	0	0	3	0	0

HERNÁNDEZ, Miguel - SS AGE: 23 (turns 24 on 4/13); HT: 6-0; WT: 197; B/T: R/R; BORN: 4/13/99, Maracay, Aragua, VZ. **SIGNED BY:** Jose Fuentes. **RESIDES:** Turmero, Aragua, VZ. **OBTAINED:** Signed as a non-drafted free agent on 7/10/15. **CAREER NOTES:** In 2018, combined to hit .280 in 67 games at Rookie Greenville and Rookie Billings...in 2017, hit safely in 20 consecutive games from 8/8-9/1, the longest hitting streak of the season in the Arizona League.

Yr	Club	AVG	G	AB	R	H	2B	3B	HR	RBI	SH	SF	HB	BB	SO	SB	CS	OBP	SLG	E
2016	DSL Rojas-R	.245	64	237	35	58	8	1	1	23	2	3	1	35	37	7	6	.341	.300	29
2017	DSL Rojas-R	.285	37	151	31	43	10	2	1	18	1	2	2	11	24	9	3	.337	.397	8
	AZL Reds-R	.314	32	140	20	44	4	3	1	12	0	0	1	4	18	1	1	.338	.407	8
2018	Greenville-R	.301	60	219	29	66	11	3	2	29	1	2	0	13	37	2	1	.338	.406	13
	Billings-R	.083	7	24	4	2	0	0	0	2	0	0	0	3	2	0	0	.185	.083	2
2019	Daytona-A	.245	127	445	47	109	22	2	5	43	9	4	1	25	94	7	3	.284	.337	28
2021	Chattanooga-AA	.255	25	94	13	24	4	1	0	11	0	0	0	6	26	0	1	.300	.319	6
	Daytona-A	.267	71	262	25	70	14	0	2	37	0	3	2	19	49	6	2	.318	.344	15
2022	Louisville-AAA	.239	22	67	7	16	1	0	1	4	0	0	0	7	18	0	0	.311	.299	7
	Chattanooga-AA	.300	5	20	3	6	1	0	0	2	0	0	0	1	7	0	0	.333	.350	0
	ACL Reds-R	.275	12	40	11	11	2	0	2	10	0	0	0	5	9	1	0	.356	.475	1
Minor Totals - 6 yrs		.264	462	1699	225	449	77	12	15	191	13	14	7	129	321	33	17	.316	.350	117

HINDS, Rece - INF/OF AGE: 22; HT: 6-3; WT: 235; B/T: R/R; BORN: 9/5/00, Niceville, FL. **SIGNED BY:** Sean Buckley. **RESIDES:** Sarasota, FL. **OBTAINED:** Selected in the second round of the 2019 First-Year Player Draft. **CAREER NOTES:** In 2022, rated by Baseball America (8th) and MLB.com (18th) as one of the top prospects in the Reds' system...named Reds Minor League Player of the Month for May...following the season played for the Glendale Desert Dogs in the prestigious Arizona Fall League and, along with IF Noelvi Marte, was selected to play in the Fall Stars Game...named by Baseball America as the Best Power Hitter...entering the season was recognized by Baseball America as having the Best Infield Arm in the Reds system...following the season was recognized by Baseball America as having the Best Outfield Arm in the Reds system...in 2021, rated by MLB.com (7th) and Baseball America (8th) as one of the top prospects in the Reds organization...named Reds Minor League Player of the Month for August...his 12 HR ranked T6th among all Reds minor league batters...following the season was recognized by Baseball America as the best power hitter and the best infield arm in the Reds organization (Dec. 2021)...in 2020, spent the season at the alternate training site as part of the Reds' 60-player pool Summer Camp roster...ranked by Baseball America (8th) and MLB.com (9th) as one of the Reds' top prospects...regarded by Baseball America as the organization's best power hitter and having the system's best infield arm...in 2019, finished the season as the Reds sixth-best prospect as ranked by MLB.com. **PERSONAL:** Graduated from IMG Academy (Bradenton, FL) where he was a member of the 2019 USA Today Super 25 National Championship team...finished second to Bobby Witt Jr. in the 2018 MLB High School Home Run Derby at Nationals Park. **TWITTER:** @HindsRece.

Yr	Club	AVG	G	AB	R	H	2B	3B	HR	RBI	SH	SF	HB	BB	SO	SB	CS	OBP	SLG	E
2019	Greenville-R	.000	3	8	1	0	0	0	0	1	0	0	0	2	3	0	0	.200	.000	1
2021	ACL Reds-R	.294	11	34	6	10	3	2	2	5	0	1	2	4	13	1	1	.390	.676	2
	Daytona-A	.251	43	167	33	42	10	2	10	27	0	1	4	13	52	6	2	.319	.515	8
2022	Chattanooga-AA	.310	6	29	3	9	2	1	2	4	0	0	0	0	12	0	1	.310	.655	0
	Daytona-A	.235	67	247	33	58	9	4	10	26	0	0	4	23	107	13	5	.310	.425	3
	ACL Reds-R	.063	6	16	2	1	0	0	0	0	0	0	1	2	6	2	2	.211	.063	0
Minor Totals - 3 yrs		.240	136	501	78	120	24	9	24	63	0	2	11	44	193	22	11	.314	.467	14

HOLT, Owen - RHP AGE: 23 (turns 24 on 4/22); HT: 6-2; WT: 234; B/T: R/R; BORN: 4/22/99, New York, NY. **SIGNED BY:** Leonard Partida. **RESIDES:** Houston, TX. **OBTAINED:** Selected in the 16th round of the 2021 First Year Player Draft. **PERSONAL:** Played collegiately at Harvard University and Alvin Community College (TX)...played quarterback on Harvard's football team, appearing in 1 game, the 45-27 win over Yale at Fenway Park on 11/17/18...played for the Williamsport Crosscutters in the 2021 MLB Draft League...graduated from Lamar HS (Houston, TX), the same school attended by race car driver A.J. Foyt, NFL wide receiver Josh Gordon, chess grandmaster Ron Henley, Charlie's Angel Jaclyn Smith, Destiny Child's Kelly Rowland and MLB World Series champion Anthony Rendon

Yr	Club	W-L	ERA	G	GS	CG	SHO	SV	IP	H	R	ER	HR	BB	SO	WP	BK
2021	ACL Reds-R	2-1	7.71	4	1	0	0	0	7.0	7	6	6	1	2	11	5	0
2022	Daytona-A	0-0	2.45	4	0	0	0	0	7.1	5	2	2	0	3	7	0	0
	Daytona-A	2-1	2.41	20	0	0	0	3	37.1	26	10	10	2	13	42	4	0
Minor Totals - 2 yrs		4-2	3.14	28	1	0	0	3	51.2	38	18	18	3	18	60	9	0

HOPKINS, T.J. - OF AGE: 26; HT: 6-1; WT: 203; B/T: R/R; BORN: 1/16/97, Summerville, SC. **SIGNED BY:** Charles Aliano. **RESIDES:** Summerville, SC. **OBTAINED:** Selected in the ninth round of the 2019 First-Year Player Draft. **CAREER NOTES:** In 2022, named Reds Minor League Player of the Month for April...ranked among all Reds minor league batters in RBI (80, 2nd), HR (21, 14th), Slugging (.458, 7th), Hits (121, 5th), Doubles (26, 3rd), OPS (.791, 10th), Walks (48, 7th), XBH (49, 3rd), TB (214, 3rd), and Runs (68, 14th). **PERSONAL:** Played collegiately at the University of South Carolina where hit for the cycle on 3/10/19 vs Valparaiso...in 2018 was rated by D1 Baseball as the 31st-best prospect the SEC...rated by Baseball America as the 349th best prospect in the 2019 MLB Draft...graduated from Summerville HS, the same school attended by former Cincinnati Bengals stars A.J. Green and Stanford Jennings.

Yr	Club	AVG	G	AB	R	H	2B	3B	HR	RBI	SH	SF	HB	BB	SO	SB	CS	OBP	SLG	E
2019	Billings-R	.267	54	202	40	54	11	3	5	30	2	3	2	19	52	12	2	.332	.426	4
2021	Chattanooga-AA	.268	74	257	42	69	14	7	5	33	2	3	4	26	71	3	0	.341	.436	2
2022	Louisville-AAA	.255	25	94	11	24	5	0	4	14	0	1	8	29	2	0	.320	.436	0	
	Chattanooga-AA	.260	101	373	57	97	21	2	17	66	0	6	6	40	117	6	5	.336	.464	2
Minor Totals - 3 yrs		.263	254	926	150	244	51	12	31	143	4	12	13	93	269	23	7	.335	.445	8

HUBBART, Bryce - LHP AGE: 21; HT: 5-9; WT: 196; B/T: L/L; BORN: 6/28/01, Peoria, IL. **SIGNED BY:** Sean Buckley. **RESIDES:** Windermere, FL. **OBTAINED:** Selected in the third round of the 2022 First-Year Player Draft (94th overall). **CAREER NOTES:** In 2022, rated by MLB.com (17th) and Baseball America (21st) as a top prospect in the Reds' system...was rated by Baseball America the 79th-best prospect in the draft. **PERSONAL:** Played at Florida State University, where he was recognized as a 2021 Freshman All-American (Collegiate Baseball)...in 2021, pitched for the Brewster Whitecaps in the prestigious Cape Cod League...graduated from Windermere HS (FL), where he was a member of the National Honor Society and graduated with a 4.8 GPA...played baseball and volleyball in high school.

Yr	Club	W-L	ERA	G	GS	CG	SHO	SV	IP	H	R	ER	HR	BB	SO	WP	BK
2022	Daytona-A	1-0	0.00	3	0	0	0	0	5.2	1	0	0	0	3	10	0	0
	ACL Reds-R	0-0	5.40	2	1	0	0	0	1.2	2	1	1	0	3	2	1	0
Minor Totals - 1 yr		1-0	1.23	5	1	0	0	0	7.1	3	1	1	0	6	12	1	0

HUGGINS, Kenya - RHP AGE: 20; HT: 6-3; WT: 257; B/T: R/R; BORN: 12/12/02, New Orleans, LA. **SIGNED BY:** Sean Buckley. **RESIDES:** Avondale, LA. **OBTAINED:** Selected in the fourth round of the 2022 First-Year Player Draft. **CAREER NOTES:** In 2022, played for the Cotuit Kettleers in the prestigious Cape Cod League. **PERSONAL:** Played collegiately at Chipola Junior College where he was a teammate in 2022 with Reds first-rounder Cam Collier...graduated from St. Augustine HS, the same school whose 1965 basketball team played in New Orleans' first integrated game and featured in the 1999 film Passing Glory...other notables to attend St. Augustine High include actor Carl Weathers, NY Times Executive Editor Dean Baquet, NFLers Leonard Fournette, BenJarvus Green-Ellis, James Hall, Louis Age, Nat Dorsey, Leroy Hoard, Trai Turner, and NBAers Avery Johnson and Kerry Kittles...participated at the MLB Youth Academy in New Orleans and played in MLB's Breakthrough Series.

Yr	Club	W-L	ERA	G	GS	CG	SHO	SV	IP	H	R	ER	HR	BB	SO	WP	BK
2022	ACL Reds-R	0-1	0.00	1	1	0	0	0	1.0	2	2	0	1	0	3	0	0

HUNTER, Cade - C AGE: 22; HT: 6-1; WT: 205; B/T: L/R; BORN: 11/29/00, Meadowbrook, PA. **SIGNED BY:** Jeff Brookens, Kevin Buckley. **RESIDES:** Mount Laurel, NJ. **OBTAINED:** Selected in the fifth round of the 2022 First-Year Player Draft. **CAREER NOTES:** Played collegiately at Virginia Tech...graduated from Lenape HS (Medford, NJ), the same school attended by former Reds pitcher Scott Schoeneweis...his father, Scott Hunter is the amateur scouting director for the Seattle Mariners...Great-grandfather, Fred "Ted" Hunter played pro hockey for the AHL Atlantic Seagulls...Originally drafted in the 35th round by the Rockies in 2019 but did not sign.

Yr	Club	AVG	G	AB	R	H	2B	3B	HR	RBI	SH	SF	HB	BB	SO	SB	CS	OBP	SLG	E
2022	Daytona-A	.308	8	26	5	8	1	0	2	8	0	0	0	2	7	3	0	.357	.577	0
	ACL Reds-R	.400	6	15	5	6	2	1	1	5	0	1	5	4	0	0	0	.571	.867	1
Minor Totals - 1 yr		.341	14	41	10	14	3	1	3	13	0	1	7	11	3	0	.449	.683	1	

HURTUBISE, Jacob - OF PRONUNCIATION: HURT-uh-bees; AGE: 25; HT: 5-9; WT: 186; B/T: L/R; BORN: 12/11/97, Indianapolis, IN. **SIGNED BY:** Lee Seras. **RESIDES:** Zionsville, IN. **OBTAINED:** Signed as a non-drafted free agent on 7/15/20. **CAREER NOTES:** In 2021, made his professional debut by leading the High-A level with a .413 OBP...following the season was named an Organization All-Star per MiLB.com...ranked among all Reds farmhands in runs (1st), stolen bases (1st), OBP (2nd), BA (15th), hits (18th) and OPS (.751, 9th)...entered the season ranked by Baseball America as the organization's fastest baserunner. **PERSONAL:** Last name is pronounced HURT-uh-bees...played collegiately at Army where he was named Patriot League Preseason Player of the Year heading into the 2020 season...earned CoSIDA Academic All-America honors in 2020...finished his Army career as the program's all-time leader in stolen bases and walks...set Patriot League career records in steals and walks...is the first player to defer his military service to pursue baseball career under the recent pro athlete's exemption policy...graduated from Zionsville Community High School in the top 5% of his class.

Yr	Club	AVG	G	AB	R	H	2B	3B	HR	RBI	SH	SF	HB	BB	SO	SB	CS	OBP	SLG	E
2021	Daytona-A	.283	102	332	77	94	12	3	0	33	2	2	17	58	73	39	10	.413	.337	2
2022	Chattanooga-AA	.250	63	156	27	39	2	2	1	9	2	1	12	23	41	16	3	.385	.308	2
Minor Totals - 2 yrs		.273	165	488	104	133	14	5	1	42	4	3	29	81	114	55	13	.404	.328	4

IBARRA, Ruben - 1B AGE: 23 (Turns 24 on 4/26); HT: 6-4; WT: 290; B/T: R/R; BORN: 4/26/99, Santa Cruz, CA. **SIGNED BY:** Rich Bordin. **RESIDES:** Watsonville, CA. **OBTAINED:** Selected in the fourth round of the 2021 First Year Player Draft. **CAREER NOTES:** In 2022, Named Florida State League Player of the Week for 6/6-6/12...**PERSONAL:** Played collegiately at San José State University, where following his junior season, was named All-Mountain West Conference...in 2021, led SJSU in batting average (.381), OPS (1.353), runs (30), hits (43), doubles (9), home runs (14), RBI (32), total bases (96), slugging (.850), walks (28), OBP (.503), and fielding pct (.996)...finished second overall in Division I in SLG...his 14 HR ranked second in single-season school history - was 1 HR shy of school record despite 25 fewer games...graduated from St. Francis HS (CA) where he established a school record for career home runs...earned all-league honors in baseball, football and basketball...his grandfather and uncle are professional steer wrestlers.

Yr	Club	AVG	G	AB	R	H	2B	3B	HR	RBI	SH	SF	HB	BB	SO	SB	CS	OBP	SLG	E
2021	ACL Reds-R	.400	4	10	3	4	1	0	1	2	0	0	0	2	3	0	0	.500	.800	0
	Daytona-A	.195	27	82	9	16	3	0	1	8	0	2	6	16	29	0	0	.358	.268	1
2022	Daytona-A	.188	25	85	11	16	3	0	4	8	0	0	2	7	21	1	0	.266	.365	0
	Daytona-A	.286	42	140	21	40	7	0	7	26	0	2	5	17	42	2	1	.378	.486	3
Minor Totals - 2 yrs		.240	98	317	44	76	14	0	13	44	0	4	13	42	95	3	1	.348	.407	4

INIRIO, Wencer - 3B AGE: 20; HT: 6-0; WT: 230; B/T: R/R; BORN: 10/28/02, La Romana, DR. **SIGNED BY:** Carlos Pellerano, Richard Jimenez. **RESIDES:** La Romana, DR. **OBTAINED:** Signed as a non-drafted free agent on 7/2/19.

Yr	Club	AVG	G	AB	R	H	2B	3B	HR	RBI	SH	SF	HB	BB	SO	SB	CS	OBP	SLG	E
2021	DSL Reds-R	.229	36	118	21	27	6	0	5	17	0	1	7	6	33	1	0	.303	.407	8
2022	ACL Reds-R	.171	26	76	9	13	3	0	1	5	0	1	3	8	33	0	0	.273	.250	9
Minor Totals - 2 yrs		.206	62	194	30	40	9	0	6	22	0	2	10	14	66	1	0	.291	.345	17

ISTURIZ, Eddy - C AGE: 19; HT: 5-8; WT: 178; B/T: S/R; BORN: 1/16/04, Caracas, VZ. SIGNED BY: Richard Castro, Richard Jimenez. RESIDES: Miranda, VZ. OBTAINED: Signed as an international free agent on 1/15/21.

Yr	Club	AVG	G	AB	R	H	2B	3B	HR	RBI	SH	SF	HB	BB	SO	SB	CS	OBP	SLG	E
2021	DSL Reds-R	.236	21	55	11	13	4	1	0	5	0	1	2	6	13	2	2	.328	.345	2
2022	DSL Reds-R	.271	23	59	12	16	3	1	1	11	0	0	0	1	21	1	1	.283	.407	2
Minor Totals - 2 yrs		.254	44	114	23	29	7	2	1	16	0	1	2	7	34	3	3	.306	.377	4

JESSEE, Brody - RHP AGE: 22; HT: 6-3; WT: 230; B/T: R/R; BORN: 12/1/00, Anchorage, AK. SIGNED BY: Rich Bordi. RESIDES: Anchorage, AK. OBTAINED: Selected in the 10th round of the 2022 First-Year Player Draft. PERSONAL: Played collegiately at Gonzaga where he was a WCC All-Conference Honorable Mention in 2021...graduated from South Anchorage HS (AK).

Yr	Club	W-L	ERA	G	GS	CG	SHO	SV	IP	H	R	ER	HR	BB	SO	WP	BK
2022	ACL Reds-R	0-1	5.40	2	0	0	0	0	1.2	0	1	1	0	1	1	0	0

JOHNSON, Alex - RHP AGE: 22; HT: 6-5; WT: 243; B/T: R/R; BORN: 7/2/00, Buffalo, NY. SIGNED BY: Lee Seras. RESIDES: Buffalo, NY. OBTAINED: Selected in the 36th round of the 2019 First-Year Player Draft. PERSONAL: Graduated from McKinley HS (Buffalo, NY). CAREER NOTES: In 2019, his professional career was delayed by injury.

Yr	Club	W-L	ERA	G	GS	CG	SHO	SV	IP	H	R	ER	HR	BB	SO	WP	BK
2021	ACL Reds-R	1-0	4.50	3	0	0	0	0	4.0	2	3	2	0	3	8	0	0
2022	Daytona-A	1-2	7.08	9	4	0	0	0	20.1	18	17	16	1	20	23	4	0
Minor Totals - 2 yrs		2-2	6.66	12	4	0	0	0	24.1	20	20	18	1	23	31	4	0

JOHNSON, Ivan - INF AGE: 24; HT: 6-0; WT: 212; B/T: S/R; BORN: 10/11/98, Atlanta, GA. SIGNED BY: John Poloni. RESIDES: Marianna, FL. OBTAINED: Selected in the fourth round of the 2019 First-Year Player Draft. CAREER NOTES: In 2022, rated by Baseball America (18) and MLB.com (28) as one of the top prospects in the Reds' system...in 2021, played for Surprise in the prestigious Arizona Fall League where he was selected to the Fall Stars team...rated by MLB.com (16th) and Baseball America (15th) as one of the top prospects in the Reds' system...posted an .817 OPS in 79 overall games with Dayton and Daytona. PERSONAL: Played collegiately at Chipola Junior College (Marianna, FL)...graduated from Kennesaw Mountain HS (GA). TWITTER: @IvanTheGreatXL

Yr	Club	AVG	G	AB	R	H	2B	3B	HR	RBI	SH	SF	HB	BB	SO	SB	CS	OBP	SLG	E
2019	Greeneville-R	.255	46	188	27	48	10	1	6	22	2	0	2	18	46	11	4	.327	.415	5
2021	Daytona-A	.263	52	186	27	49	14	2	6	23	0	0	3	27	61	8	5	.366	.457	12
2022	Daytona-A	.265	27	98	17	26	5	0	4	18	0	0	2	14	39	3	2	.368	.439	4
2022	Chattanooga-AA	.261	50	180	32	47	12	3	4	25	0	0	4	13	66	4	1	.325	.428	2
Minor Totals - 3 yrs		.261	175	652	103	170	41	6	20	88	2	0	11	72	212	26	12	.344	.434	23

JONES, Hayden - C AGE: 22 (turns 23 on 4/27); HT: 6-0; WT: 229; B/T: L/R; BORN: 4/27/00, Kalamazoo, MI. SIGNED BY: Andy Stack. RESIDES: Huntertown, IN. OBTAINED: Signed as a non-drafted free agent on 7/20/21. CAREER NOTES: Played for Mahoning Valley in the 2021 MLB Draft League. PERSONAL: Played collegiately at Illinois State and Mississippi State...graduated from Carroll HS (Fort Wayne, IN) where he also played basketball...his father, Ken, was a two-time Academic All-American and two-time All-MAC selection in baseball at Western Michigan University and was drafted by the Padres in 1995.

Yr	Club	AVG	G	AB	R	H	2B	3B	HR	RBI	SH	SF	HB	BB	SO	SB	CS	OBP	SLG	E
2021	ACL Reds-R	.207	12	29	4	6	1	0	0	4	0	0	1	4	14	1	0	.324	.241	0
2022	Daytona-A	.067	4	15	2	1	0	0	1	1	0	0	0	7	0	0	0	.067	.267	0
2022	Daytona-A	.243	72	243	31	59	12	0	9	31	0	1	3	19	77	2	2	.305	.403	5
Minor Totals - 2 yrs		.230	88	287	37	66	13	0	10	36	0	1	4	23	98	3	2	.295	.380	5

JORGE, Carlos - INF AGE: 19; HT: 5-7; WT: 176; B/T: L/R; BORN: 9/22/03, Puerto Plata, DR. SIGNED BY: Edgar Melo, Emmanuel Cartagena, Richard Jimenez. RESIDES: Puerto Plata, DR. OBTAINED: Signed as an international free agent on 1/15/21. CAREER NOTES: In 2022, rated by Baseball America as the 25th-best prospect in the Reds' system...ranked among Reds farmhands with a .261 BA, .405 OBP, .529 SLG, .934 OPS, and 27 steals...in 2021, named Reds Minor League Player of the Month for September...selected as a DSL All-Star...ranked among all Reds farmhands in BA (1st), OBP (1st), SLG (1st), OPS (1.015, 1st), 3B (1st) and SB (3rd).

Yr	Club	AVG	G	AB	R	H	2B	3B	HR	RBI	SH	SF	HB	BB	SO	SB	CS	OBP	SLG	E
2021	DSL Reds-R	.346	47	159	38	55	8	10	3	33	0	2	3	24	32	27	5	.436	.579	9
2022	ACL Reds-R	.261	42	119	32	31	7	2	7	21	1	3	6	25	41	27	4	.405	.529	8
Minor Totals - 2 yrs		.309	89	278	70	86	15	12	10	54	1	5	9	49	73	54	9	.422	.558	17

JOSEPH, Braylan - SS AGE: 17; HT: 5-10; WT: 145; B/T: S/R; BORN: 9/22/05, San Pedro de Macoris, DR. SIGNED BY: Boomer Prinstein. RESIDES: San Pedro de Macoris, DR. OBTAINED: Signed as an international free agent on 1/16/23. CAREER NOTES: 2023 will be his first professional season.

KEYS, J.C. - RHP AGE: 26; HT: 5-8; WT: 190; B/T: R/R; BORN: 10/9/96, Hattiesburg, MS. SIGNED BY: Jonathan Reynolds. RESIDES: Hattiesburg, MS. OBTAINED: Selected in the 23rd round of the 2019 First-Year Player Draft. PERSONAL: Played collegiately at the University of Southern Mississippi...graduated from Oak Grove HS (MS).

Yr	Club	W-L	ERA	G	GS	CG	SHO	SV	IP	H	R	ER	HR	BB	SO	WP	BK
2019	Greeneville-R	1-1	3.77	5	3	0	0	0	14.1	12	7	6	0	7	21	0	0
2021	Daytona-A	3-2	4.70	17	5	0	0	0	38.1	34	24	20	2	27	40	8	2
2022	Chattanooga-AA	1-3	6.11	14	1	0	0	1	17.2	18	12	12	3	10	22	7	0
2022	Chattanooga-AA	3-3	6.10	26	0	0	0	0	41.1	43	33	28	6	33	45	6	1
Minor Totals - 3 yrs		8-9	5.32	62	9	0	0	1	111.2	107	76	66	11	77	128	21	3

KRAVETZ, Evan - LHP AGE: 26; HT: 6-6; WT: 248; B/T: L/L; BORN: 12/19/96, Miami, FL. **SIGNED BY:** Nick Christiani. **RESIDES:** Miami, FL. **OBTAINED:** Selected in the fifth round of the 2019 First-Year Player Draft. **CAREER NOTES:** In 2023, was on the 2023 World Baseball Classic provisional roster for Team Israel. **PERSONAL:** Played collegiately at Rice University, where in 2019, was selected to the All-Conference USA Second Team...named National Pitcher of the Week in April 2019...member of the Academic Honor Roll...graduated from Gulliver Prep HS (St. Pinecrest, FL).

Yr	Club	W-L	ERA	G	GS	CG	SHO	SV	IP	H	R	ER	HR	BB	SO	WP	BK
2019	Greeneville-R	0-0	0.00	1	1	0	0	0	1.0	0	0	0	0	0	0	0	0
2021	Daytona-A	0-1	1.64	6	6	0	0	0	22.0	10	5	4	1	10	33	1	0
	Dayton-A	0-1	7.02	6	2	0	0	0	16.2	20	15	13	0	12	22	1	2
	ACL Reds-R	0-0	2.50	5	5	0	0	0	18.0	20	6	5	0	2	27	2	0
2022	Chattanooga-AA	0-0	4.22	11	0	0	0	2	21.1	22	11	10	3	14	26	1	0
	Dayton-A	4-5	4.19	17	8	0	0	1	62.1	58	36	29	8	27	77	2	0
Minor Totals - 3 yrs		4-7	3.88	46	22	0	0	3	141.1	130	73	61	12	65	185	7	2

LANTIGUA, Lisnerkin - RHP AGE: 18; HT: 6-1; WT: 193; B/T: R/R; BORN: 9/1/04, Nagua, DR. **SIGNED BY:** Víctor Nova, Emmanuel Cartagena. **OBTAINED:** Signed as an international free agent on 1/15/22.

Yr	Club	W-L	ERA	G	GS	CG	SHO	SV	IP	H	R	ER	HR	BB	SO	WP	BK
2022	DSL Reds-R	2-4	3.90	11	6	0	0	0	32.1	39	18	14	0	16	30	5	1

LAUREANO, Anyer - RHP AGE: 20; HT: 6-1; WT: 204; B/T: R/R; BORN: 12/29/02, Monte Plata, DR. **RESIDES:** Goodyear, AZ. **SIGNED BY:** José Díaz and Emmanuel Cartagena. **OBTAINED:** Signed as a non-drafted free agent on 8/6/21.

Yr	Club	W-L	ERA	G	GS	CG	SHO	SV	IP	H	R	ER	HR	BB	SO	WP	BK
2022	DSL Reds-R	1-3	6.46	12	0	0	0	0	15.1	14	16	11	0	19	16	8	1

LEONES, Luis - OF AGE: 19; HT: 5-6; WT: 152; B/T: L/L; BORN: 6/12/03, Valencia, Carabobo, VZ. **RESIDES:** Valencia, Carabobo, VZ. **SIGNED BY:** Ricardo Quintero, Richard Castro. **OBTAINED:** Signed as a non-drafted free agent on 11/2/19.

Yr	Club	AVG	G	AB	R	H	2B	3B	HR	RBI	SH	SF	HB	BB	SO	SB	CS	OBP	SLG	E
2021	DSL Reds-R	.189	24	53	10	10	2	1	1	10	0	0	2	4	22	6	0	.271	.321	2
2022	DSL Reds-R	.296	24	71	6	21	3	0	1	6	1	1	2	4	27	0	1	.346	.380	0
Minor Totals - 2 yrs		.250	48	124	16	31	5	1	2	16	1	1	4	8	49	6	1	.314	.355	2

LEON, Rafael - RHP AGE: 17; HT: 6-1; WT: 175; B/T: R/R; BORN: 1/11/06, Cartagena, Colombia. **SIGNED BY:** Jose Valdelamar, Hernán Albornoz. **RESIDES:** Cartagena, Colombia. **OBTAINED:** Signed as an international free agent on 1/15/23. **CAREER NOTES:** 2023 will be his first professional season.

LEYTON, Steven - INF AGE: 24; HT: 5-8; WT: 187; B/T: R/R; BORN: 12/17/98, León, Nicaragua. **RESIDES:** León, Nicaragua. **OBTAINED:** Selected by the Reds from the Diamondbacks in the Triple-A phase of the 2020 Rule 5 Draft (sixth round, 56th overall in minor league phase). **CAREER NOTES:** In 2023, was on the 2023 World Baseball Classic provisional roster for Team Nicaragua...in 2022, ranked among all Reds farmhands with 40 XBH...in 2019, for Class-A Hillsboro, was named a Northwest League All-Star...in 2016, signed with Arizona as a non-drafted free agent on 1/26.

Yr	Club	AVG	G	AB	R	H	2B	3B	HR	RBI	SH	SF	HB	BB	SO	SB	CS	OBP	SLG	E
2016	DSL D-backs2-R	.192	21	78	5	15	2	0	0	7	3	1	3	8	6	2	0	.289	.218	7
	DSL D-backs-R	.235	35	115	18	27	2	1	0	15	1	0	6	13	12	6	2	.343	.270	6
2017	DSL D-backs1-R	.259	7	27	4	7	2	0	0	1	0	0	1	3	1	1	0	.355	.333	0
	Missoula-R	.280	52	193	29	54	10	4	4	23	0	1	5	7	26	4	2	.320	.435	13
2018	Missoula-R	.274	56	215	28	59	9	2	6	34	0	3	4	8	28	8	3	.309	.419	12
2019	Kane County-A	.159	33	107	10	17	3	0	0	4	2	0	5	3	19	1	3	.217	.187	3
	Hillsboro-A	.264	41	159	30	42	7	2	4	16	0	1	6	17	25	3	1	.355	.409	5
2021	Daytona-A	.248	80	303	47	75	22	2	6	36	0	5	6	17	60	4	2	.296	.393	11
2022	Louisville-AAA	.208	7	24	2	5	3	1	0	3	0	0	0	0	7	0	0	.208	.417	1
	Chattanooga-AA	.133	3	15	1	2	0	0	0	0	0	0	0	0	4	0	0	.133	.133	0
	Daytona-A	.293	23	82	14	24	8	1	3	16	1	2	3	3	18	3	0	.333	.524	3
	Daytona-A	.246	51	187	25	46	12	4	8	28	0	0	3	2	39	3	0	.266	.481	6
Minor Totals - 6 yrs		.248	409	1505	213	373	80	17	31	183	7	13	42	81	245	35	13	.302	.385	67

LLOYD, Matt - OF AGE: 27; HT: 6-0; WT: 228; B/T: L/R; BORN: 3/17/96, Toronto, Ontario, Canada. **SIGNED BY:** Ben Jones. **RESIDES:** Okotoks, Alberta, Canada. **OBTAINED:** Selected in the 15th round of the 2019 First-Year Player Draft. **PERSONAL:** Played collegiately at Indiana University, where he was a First Team All-Big Ten selection...also played at Iowa Western Community College...member of bronze medal-winning Team Canada at the 2014 Pan American Games...graduated from Foothills Composite HS (Okotoks, Alberta).

Yr	Club	AVG	G	AB	R	H	2B	3B	HR	RBI	SH	SF	HB	BB	SO	SB	CS	OBP	SLG	E
2019	Billings-R	.245	27	98	14	24	5	0	5	12	0	0	0	13	28	0	0	.333	.449	1
	Dayton-A	.224	23	76	11	17	6	0	3	11	0	0	1	10	21	1	2	.322	.421	2
2021	ACL Reds-R	.333	4	12	3	4	1	0	1	1	0	0	0	1	4	0	0	.385	.667	0
	Chattanooga-AA	.235	32	98	13	23	3	0	7	14	0	1	3	12	36	0	1	.333	.480	0
2022	Chattanooga-AA	.187	20	75	10	14	5	0	2	14	0	0	1	10	25	1	0	.291	.333	0
Minor Totals - 3 yrs		.228	106	359	51	82	20	0	18	52	0	1	5	46	114	2	3	.324	.435	3

LOCKWOOD, Brett - RHP AGE: 25 (Turns 26 on 4/15); HT: 6-3; WT: 219; B/T: L/R; BORN: 4/15/97, Lawrenceville, GA. **SIGNED BY:** Mike Keenan. **RESIDES:** Temecula, CA. **OBTAINED:** Signed as a non-drafted free agent on 6/21/20. **PERSONAL:** Played collegiately at Kansas State where he was a member of the Big 12 Commissioners Honor Roll...also played at Palomar College (San Diego, CA)...graduated from Murietta Valley HS (Murietta, CA)...in 2019 played for the Waterloo Bucks of the Northwoods Summer League.

Yr	Club	W-L	ERA	G	GS	CG	SHO	SV	IP	H	R	ER	HR	BB	SO	WP	BK
2021	Daytona-A	1-0	4.89	29	0	0	0	2	53.1	55	34	29	6	33	55	10	1
2022	Daytona-A	4-4	5.82	25	0	0	0	0	51.0	66	33	33	1	30	38	10	1
Minor Totals - 2 yrs		5-4	5.35	54	0	0	0	2	104.1	121	67	62	7	63	93	20	2

LONGSTAFF, Darcy - RHP AGE: 19; HT: 6-0; WT: 200; B/T: R/R; BORN: 1/22/04, Melbourne, Australia. **SIGNED BY:** Mat Everingham, Donald Lutz, Boomer Prinstein. **RESIDES:** Melbourne, Australia. **OBTAINED:** Signed as a non-drafted free agent on 10/16/22. **CAREER NOTES:** 2023 will be his first professional season.

LOPEZ, Jefferson - RHP AGE: 22; HT: 6-1; WT: 212; B/T: R/R; BORN: 2/18/01, Tepic, Nayarit, MX. SIGNED BY: Hector Otero. RESIDES: Goodyear, AZ. OBTAINED: Signed as a non-drafted free agent on 5/9/19.

Yr	Club	W-L	ERA	G	GS	CG	SHO	SV	IP	H	R	ER	HR	BB	SO	WP	BK
2019	AZL Reds-R	0-0	10.13	2	0	0	0	1	2.2	4	3	0	4	2	0	0	0
2021	ACL Reds-R	0-0	4.66	13	0	0	0	0	19.1	19	12	10	1	9	20	5	1
2022	ACL Reds-R	4-1	1.50	14	0	0	2	24.0	16	5	4	0	6	29	3	2	2
Minor Totals - 3 yrs		4-1	3.33	29	0	0	0	3	46.0	39	20	17	1	19	51	8	3

LORANT, Nestor - RHP AGE: 20; HT: 6-2; WT: 205; B/T: R/R; BORN: 5/4/02, San Felix, Bolivar, VZ. SIGNED BY: Ricardo Quintero, Richard Castro. RESIDES: Valencia, Carabobo, VZ. OBTAINED: Signed as a non-drafted free agent on 5/8/19.

Yr	Club	W-L	ERA	G	GS	CG	SHO	SV	IP	H	R	ER	HR	BB	SO	WP	BK
2019	DSL Reds-R	0-1	4.43	6	4	0	0	0	20.1	25	11	10	1	6	20	5	0
2021	DSL Reds-R	2-2	2.70	9	9	0	0	0	33.1	23	11	10	1	12	45	4	0
2022	ACL Reds-R	5-1	4.05	11	2	0	0	0	33.1	32	17	15	2	15	47	3	0
Minor Totals - 3 yrs		7-4	3.62	26	15	0	0	0	87.0	80	39	35	4	33	112	12	0

LORDUY, David - RHP AGE: 19; HT: 6-2; WT: 201; B/T: R/R; BORN: 10/15/03, Sincelejo, Colombia. SIGNED BY: Jose Valdelamar. RESIDES: Sincelejo, Colombia. OBTAINED: Signed as an international free agent on 1/15/22.

Yr	Club	W-L	ERA	G	GS	CG	SHO	SV	IP	H	R	ER	HR	BB	SO	WP	BK
2022	DSL Reds-R	1-2	4.04	12	7	0	0	0	35.2	43	24	16	2	18	37	4	5

LYONS, Jared - RHP AGE: 22; HT: 6-1; WT: 217; B/T: R/R; BORN: 9/27/00, Bethesda, MD. SIGNED BY: Jeff Brookens & Kevin Buckley. RESIDES: Springfield, VA. OBTAINED: Selected in the 14th round of the 2022 First-Year Player Draft. PERSONAL: Played collegiately at George Mason University, where he was a 4-year member of the Atlantic 10 Commissioner's Honor Roll and selected to the A10 All-Conference First Team in 2021...became the first George Mason baseball player to earn First Team and All-Academic honors in the same season since the Patriots joined the conference in 2014...Graduated from West Springfield HS (VA), the same school attended by gold medalist and Duke head womens basketball coach Kara Lawson...Became a pitcher in his junior year of high school... His father, Arthur, played professional tennis.

Yr	Club	W-L	ERA	G	GS	CG	SHO	SV	IP	H	R	ER	HR	BB	SO	WP	BK
2022	ACL Reds-R	0-0	0.00	2	2	0	0	0	2.0	1	0	0	0	0	4	0	0

MARINAN, James - RHP PRONUNCIATION: MARE-uh-nun; AGE: 24; HT: 6-4; WT: 246; B/T: R/R; BORN: 10/10/98, Boynton Beach, FL. RESIDES: Boynton Beach, FL. OBTAINED: Acquired from the Dodgers on 7/4/18, along with RHP Aneurys Zabala, in exchange for RHP Dylan Ropar, RHP Zach Neal, and international cap space. CAREER NOTES: In 2022, was invited to his first Major League spring training camp...was considered by Baseball America as the Reds' 37th-best prospect...was designated for assignment on 6/11, when the Reds claimed off waivers from the Giants OF Stuart Fairchild...on 6/16 cleared waivers and was outrighted to Louisville...beginning 7/28 spent the rest of the season on Dayton's injured list...in 2021, pitched for Surprise in the prestigious Arizona Fall League... was an Arizona Fall League Fall-Star and AFL Pitcher of the Week for 10/11-10/17...in 2020, rated by MLB.com as the 28th-best prospect in the Reds' system...in 2019, rated by MLB.com as the 25th-best prospect in the Reds' system...in 2018, rated by MLB.com as the 19th-best prospect in the Dodgers' system...in 2017, was selected by the Dodgers in the fourth round (130th overall) in the First-Year Player Draft. PERSONAL: Graduated from Park Vista HS (Lake Worth, FL), the same school attended by Major Leaguer Tea Turner.

Yr	Club	W-L	ERA	G	GS	CG	SHO	SV	IP	H	R	ER	HR	BB	SO	WP	BK
2017	AZL Dodgers-R	2-0	1.59	9	6	0	0	0	17.0	14	5	3	0	14	14	1	0
2018	AZL Dodgers-R	0-0	0.84	3	3	0	0	0	10.2	11	4	1	0	4	11	0	0
	Billings-R	3-2	3.98	11	11	0	0	0	43.0	49	23	19	1	19	39	11	1
2019	Dayton-A	2-9	5.56	17	17	1	0	0	79.1	96	53	49	10	30	48	11	1
2021	Dayton-A	1-0	0.00	2	2	0	0	0	12.0	4	0	0	0	6	17	1	0
	Daytona-A	1-6	5.30	13	10	0	0	0	52.2	45	34	31	5	35	46	7	0
2022	Dayton-A	3-3	7.88	26	4	0	0	0	53.2	67	52	47	11	31	55	0	0
Minor Totals - 5 yrs		12-20	5.03	81	53	1	0	0	268.1	286	171	150	27	139	230	31	2

MARRERO, Wendell - OF AGE: 22; HT: 6-0; WT: 231; B/T: L/L; BORN: 11/28/00, Bayamon, PR. SIGNED BY: Hector Otero. RESIDES: Dorado, PR. OBTAINED: Selected in the 11th round of the 2019 First-Year Player Draft. CAREER NOTES: 2021-22 & 2020-21, played in the Puerto Rican Winter League... In 2019, his .324 batting average ranked fourth in the organization. PERSONAL: Attended Puerto Rico Baseball Academy.

Yr	Club	AVG	G	AB	R	H	2B	3B	HR	BI	SH	SF	HB	BB	SO	SB	CS	OBP	SLG	E
2019	AZL Reds-R	.324	30	102	18	33	4	2	3	21	0	0	6	12	33	0	0	.425	.490	3
2021	ACL Reds-R	.231	17	52	9	12	1	2	4	11	0	0	2	6	25	0	1	.333	.558	1
	Daytona-A	.203	65	212	30	43	7	2	5	17	0	2	8	29	85	0	2	.319	.325	2
2022	Daytona-A	.260	25	77	6	20	6	0	0	11	0	1	1	8	27	2	0	.333	.338	4
	ACL Reds-R	.250	22	60	15	15	4	1	2	11	0	0	6	16	22	0	0	.451	.450	4
Minor Totals - 3 yrs		.245	159	503	78	123	22	7	14	71	0	3	23	171	192	2	3	.362	.400	14

MARTINEZ, Juan - RHP AGE: 20; HT: 6-0; WT: 198; B/T: R/R; BORN: 12/30/02, Turmero, VZ. SIGNED BY: Jose Diaz, Enmanuel Cartagena, Richard Jimenez, Matt Gaski. RESIDES: Maracay, VZ. OBTAINED: Signed as a non-drafted free agent on 1/16/21.

Yr	Club	W-L	ERA	G	GS	CG	SHO	SV	IP	H	R	ER	HR	BB	SO	WP	BK
2021	DSL Reds-R	2-4	4.03	11	9	0	0	0	44.2	46	24	20	1	23	50	5	1
2022	ACL Reds-R	1-0	4.91	6	1	0	0	0	18.1	29	16	10	2	4	16	2	0
	DSL Reds-R	0-3	5.03	6	5	0	0	0	19.2	23	19	11	0	5	26	8	0
Minor Totals - 2 yrs		3-7	4.46	23	15	0	0	0	82.2	98	59	41	3	32	92	15	1

MARTINI, Nick - OF AGE: 32; HT: 5-10; WT: 200; B/T: L/L; BORN: 6/27/90, Crystal Lake, IL. RESIDES: West Hills, CA. OBTAINED: Signed as a minor league free agent on 2/3/23. CAREER TRANSACTIONS: Selected by the Cardinals in the 7th round of the 2011 First-year Player Draft...Signed by Oakland as a minor league free agent on 1/10/18...Claimed off waivers by San Diego on 8/28/19...Claimed off waivers by Cincinnati on 11/25/19...Claimed off waivers by Philadelphia on 1/14/20...Signed a minor league contract with the Cubs on 1/2/21. CAREER NOTES: 2015 Texas League All-Star...2017 Cardinals Organization All-Star (MiLB.com). In 2022, played in 139 games for the NC Dinos in the Korean Baseball Organization...batted .296 with 16 HR, 85 RBI, 12 SB and an .825 OPS for the Dinos...Made 70 apps at LF, 57 apps at 1B, and 15 apps in RF...in 2021, had 4 stints with the Major League Cubs, totaling 25 games...Collected a career high 4 hits on 9/28 at Pit...in 2020, did not play (COVID season)...in 2019, opened the season on the IL with a sprained right knee...Appeared in 6 games for the Major League Athletics before designated for assignment on 8/26...Claimed off waivers by the Padres on 8/28...Posted a .344 OBP for the Padres in 26g (21gs)...in 2018, shuttled between Triple-A Nashville and Oakland all season...Made his Major League debut on 6/6 at Tex...collected his first big league hit, a pinch-hit single on 6/23 at CWS (off Juan Minaya)...Made 35 starts in LF and 2 in CF for Oak...Batted leadoff in 32 of his 37 starts...in 2017, combined to slash .294/.382/.423 in 121 games between Double-A Springfield and Triple-A Memphis...Named an MiLB.com Organization All-Star...in 2016, split season between Memphis and Springfield...Combined for 55 walks to 66 strikeouts while posting a .352 OBP...in 2015, selected as a Texas League All-Star while at Springfield...in 2014, hit 2 grand slams over a 7-day period while at Class-A Palm Beach (7/28 vs Lakeland & 8/4 at Dunedin)...in 2013, spent the season at Class-A Peoria...On IL with sprained left ankle from 4/17-4/24...Made his first professional pitching app on 5/13 at Quad Cities...in 2012, for Class-A Quad Cities, hit his first professional home run on 5/30 vs Beloit...in 2011, made his pro debut for Class-A Batavia. PERSONAL: Played collegiately at Kansas State where he was named Big 12 Player of the Year in 2010 and set an NCAA record with a 93-game on-base streak (2009-11)...Graduated from Prairie Ridge HS (IL).

Yr	Club	AVG	G	AB	R	H	2B	3B	HR	RBI	SH	SF	HB	BB	SO	SB	CS	OBP	SLG	E
2011	Batavia-A	.167	57	174	19	29	5	3	0	19	0	1	3	28	34	8	0	.291	.230	0
2012	Quad Cities-A	.266	130	482	82	128	24	4	2	52	3	4	10	64	60	11	9	.361	.344	5
2013	Peoria-A	.252	106	365	36	92	18	2	2	36	0	2	9	40	40	9	8	.339	.329	2
2014	Palm Beach-A	.256	115	438	59	112	25	5	7	59	2	3	9	44	71	5	5	.334	.384	8
	Springfield-AA	.375	6	16	2	6	1	0	0	1	0	0	0	1	1	1	0	.412	.438	0
2015	Memphis-AAA	.393	22	56	12	22	4	2	1	14	1	0	1	9	10	1	0	.485	.589	0
	Springfield-AA	.265	95	313	40	83	15	2	5	32	4	1	5	51	48	8	7	.376	.374	2
2016	Memphis-AAA	.273	86	256	38	70	12	3	2	26	0	4	3	31	39	6	0	.354	.367	1
	Springfield-AA	.234	40	145	21	34	5	0	3	13	0	1	2	24	27	4	1	.349	.331	2
2017	Memphis-AAA	.303	98	360	60	109	20	5	6	55	0	7	4	55	77	5	1	.394	.436	1
	Springfield-AA	.263	23	99	13	26	5	0	2	15	0	0	0	11	16	1	0	.336	.374	0
2018	Nashville-AAA	.297	76	276	44	82	12	2	6	40	0	2	1	51	68	5	1	.406	.420	4
	OAKLAND	.296	55	152	26	45	9	3	1	19	0	1	5	21	36	0	0	.397	.414	2
2019	Las Vegas-AAA	.328	70	274	57	90	18	0	8	42	0	3	3	49	51	0	0	.432	.482	1
	OAKLAND	.091	6	11	1	1	0	0	1	2	0	0	2	5	0	0	0	.231	.364	0
	SAN DIEGO	.244	26	82	7	20	4	1	0	5	0	1	1	12	21	0	0	.344	.317	0
2021	CHICAGO-NL	.270	25	37	4	10	1	0	0	4	0	2	0	6	10	0	1	.356	.297	0
	Iowa-AAA	.267	78	270	56	72	9	3	11	40	0	0	11	42	70	2	1	.387	.444	3
Minor Totals		.271	1002	3524	539	955	173	31	55	444	10	28	61	500	612	66	33	.369	.385	29
Major Totals		.270	112	282	38	76	14	4	2	30	0	4	6	41	72	0	1	.369	.369	2

MAXWELL, Zach - RHP AGE: 22; HT: 6-6; WT: 293; B/T: R/R; BORN: 1/26/01, Nashville, TN. SIGNED BY: Jerel Johns. RESIDES: Murfreesboro, TN. OBTAINED: Selected in the sixth round of the 2022 First-Year Player Draft. PERSONAL: Played collegiately at Georgia Tech...graduated from North Paulding HS (Dallas, GA), where he pitched a no-hitter in 2019...Originally drafted by the Yankees in the 30th round in 2019 but did not sign...In 2021, pitched for Chatham in the prestigious Cape Cod League...His father, Tom, played basketball at Idaho State.

Yr	Club	W-L	ERA	G	GS	CG	SHO	SV	IP	H	R	ER	HR	BB	SO	WP	BK
2022	Daytona-A	0-0	6.75	3	0	0	0	0	5.1	4	4	4	0	7	7	1	0
	ACL Reds-R	0-0	0.00	2	0	0	0	1	2.0	1	0	0	0	1	3	0	0
Minor Totals - 1 yr		0-0	4.91	5	0	0	0	1	7.1	5	4	4	0	8	10	1	0

McAFEE, Quincy - INF AGE: 25; HT: 5-9; WT: 200; B/T: R/R; BORN: 9/16/97, San Diego, CA. SIGNED BY: Jimmy Moran. RESIDES: Katy, TX. OBTAINED: Selected in the 26th round of the 2019 First-Year Player Draft. CAREER NOTES: In 2019, his .291 batting average ranked eighth in the organization. PERSONAL: Played collegiately at Pepperdine...graduated from Westside HS (Houston, TX) where as a senior, was named to the all-state 6A first team, Texas 6A MVP and Texas 6A Infielder of the Year. TWITTER: @Quincy_Macks5.

Yr	Club	AVG	G	AB	R	H	2B	3B	HR	RBI	SH	SF	HB	BB	SO	SB	CS	OBP	SLG	E
2019	Billings-R	.291	60	196	30	57	10	0	1	23	2	4	6	17	25	4	3	.359	.357	6
2021	Chattanooga-AA	.238	47	122	21	29	5	1	2	16	1	2	9	22	32	5	2	.387	.344	3
	Dayton-A	.222	42	144	28	32	13	0	4	29	0	1	3	22	32	2	1	.335	.396	4
2022	Chattanooga-AA	.217	77	254	36	55	11	1	6	29	0	5	8	34	82	2	4	.322	.339	7
	Dayton-A	.191	19	68	13	13	1	0	2	4	0	0	3	12	17	0	0	.337	.294	2
Minor Totals - 3 yrs		.237	245	784	128	186	40	2	15	101	3	12	29	107	188	13	10	.345	.351	22

McELVAIN, Chris - RHP AGE: 22; HT: 6-0; WT: 226; B/T: R/R; BORN: 9/15/00, Columbia, TN. SIGNED BY: Jonathan Reynolds. RESIDES: Thompson's Station, TN. OBTAINED: Selected in the eighth round of the 2022 First-Year Player Draft. PERSONAL: Played collegiately at Vanderbilt, where in 2022, he was named SEC Pitcher of the Week (4/25) and finished with the seventh-most strikeouts in the conference...Pitched the first seven innings of a combined no-hitter at Kentucky on 4/22/22...graduated from Summit HS (Spring Hill, TN) where he posted a career 0.73 ERA as a pitcher and a .422 career BA as a hitter...In 2021, played for Brewster in the prestigious Cape Cod League...Member of the gold-winning USA Baseball 15U National Team in 2015.

MEDRANO, Miguel - RHP AGE: 24; HT: 5-9; WT: 221; B/T: R/R; BORN: 1/4/98, San Pedro de Macoris, DR. RESIDES: San Pedro de Macoris, DR. OBTAINED: Acquired from Texas on 2/21/18 in exchange for international amateur signing bonus pool space. CAREER NOTES: In 2019, named Pioneer League Pitcher of the Year and a PL All-Star (midseason & postseason)...in 2018, after being acquired by the Reds from the Rangers on 2/21 in exchange for international cap space, made a career-high 12 starts for Rookie Greenveale, striking out 55 batters in 54.0 innings...in 2016, signed with the Rangers as a minor league free agent on 6/19.

Yr	Club	W-L	ERA	G	GS	CG	SHO	SV	IP	H	R	ER	HR	BB	SO	WP	BK
2016	DSL Rangers2-R	0-1	3.6	3	0	0	0	0	5.0	4	2	2	0	5	5	0	1
2017	DSL Rangers-R	5-1	2.59	12	10	0	0	0	59.0	53	18	17	2	7	61	1	2
2018	Greenville-R	2-4	5.5	12	12	0	0	0	54.0	75	40	33	8	17	55	5	1
2019	Billings-R	3-4	3.13	14	14	0	0	0	60.1	52	24	21	8	14	66	8	0
2021	Daytona-A	5-2	3.64	16	9	0	0	1	59.1	49	25	24	6	33	58	7	0
	Dayton-A	0-0	12.00	4	1	0	0	0	9.0	14	14	12	2	7	14	0	0
2022	Chattanooga-AA	0-0	5.17	6	0	0	0	2	15.2	12	9	9	1	14	21	4	0
	Dayton-A	2-5	7.79	12	6	0	0	0	34.2	35	32	30	7	25	34	4	1
Minor Totals - 6 yrs		17-17	4.48	79	52	0	0	3	297.0	294	164	148	34	122	314	29	5

MENEFEE, Joseph - LHP AGE: 23; HT: 6-0; WT: 217; B/T: L/L; BORN: 10/6/99, Wharton, TX. SIGNED BY: Mike Partida. RESIDES: College Station, TX. OBTAINED: Selected in the 20th round of the 2022 First-Year Player Draft. PERSONAL: Played collegiately at Texas A&M...graduated from George Ranch HS... Member of the 2017 USA Baseball 18U National Team...Grandfather played baseball at LSU.

Yr	Club	W-L	ERA	G	GS	CG	SHO	SV	IP	H	R	ER	HR	BB	SO	WP	BK
2022	Daytona-A	0-0	2.70	3	0	0	0	0	3.1	8	1	1	0	1	4	0	0
	ACL Reds-R	0-0	0.00	2	0	0	0	0	2.0	1	0	0	0	0	2	0	0
Minor Totals - 1 yr		0-0	1.69	5	0	0	0	0	5.1	9	1	1	0	1	6	0	0

MEY, Luis - RHP AGE: 21; HT: 6-3; WT: 242; B/T: R/R; BORN: 6/24/01, San Pedro de Macoris, DR. SIGNED BY: Felix Romero. RESIDES: San Pedro de Macoris, DR. OBTAINED: Signed as a non-drafted free agent on 7/2/18.

Yr	Club	W-L	ERA	G	GS	CG	SHO	SV	IP	H	R	ER	HR	BB	SO	WP	BK
2019	AZL Reds-R	0-5	8.39	13	12	0	0	0	39.2	64	51	37	4	28	28	17	0
2021	Daytona-A	0-0	6.00	6	0	0	0	2	9.0	8	7	6	1	9	10	2	1
2022	Daytona-A	4-1	5.65	34	0	0	0	2	43.0	45	32	27	3	32	58	13	1
Minor Totals - 3 yrs		4-6	6.87	53	12	0	0	4	91.2	117	90	70	8	69	96	32	2

MILLER, Jackson - C AGE: 21; HT: 6-0; WT: 210; B/T: L/R; BORN: 1/3/02, Milford, CT. SIGNED BY: Sean Buckley. RESIDES: Trinity, FL. OBTAINED: Selected in the second round (competitive balance round b) of the 2020 First-Year Player Draft (65th overall). CAREER NOTES: In 2021, rated by MLB.com (25th) and Baseball America (23rd) as one of the top prospects in the Reds system...missed most of the season due to injury...in 2020, rated by MLB.com as the Reds' 14th-best prospect. PERSONAL: Graduated from J.W. Mitchell HS (New Port Richey, FL), the same high school attended by big league reliever Tyler Clippard.

Yr	Club	AVG	G	AB	R	H	2B	3B	HR	RBI	SH	SF	HB	BB	SO	SB	CS	OBP	SLG	E
2021	ACL Reds-R	.500	3	4	1	2	0	0	0	2	0	0	1	2	0	0	0	.714	.500	1
(Did Not Play - Injured)																				

MINIER, Braylin - INF AGE: 19; HT: 6-0; WT: 222; B/T: L/R; BORN: 6/11/03, Mao, Valverde, DR. SIGNED BY: Carlos Pellerano, Emmanuel Cartagena, Richard Jimenez. RESIDES: Mao, Valverde, DR. OBTAINED: Signed as a non-drafted free agent on 7/2/19.

Yr	Club	AVG	G	AB	R	H	2B	3B	HR	RBI	SH	SF	HB	BB	SO	SB	CS	OBP	SLG	E
2021	ACL Reds-R	.255	39	145	19	37	11	0	3	26	0	2	1	11	47	0	4	.308	.393	5
2022	Daytona-A	.194	45	139	11	27	6	0	3	11	0	0	0	7	50	0	1	.233	.302	5
	ACL Reds-R	.320	7	25	5	8	2	0	1	7	0	0	0	4	8	0	1	.414	.520	1
Minor Totals - 2 yrs		.233	91	309	35	72	19	0	7	44	0	2	1	22	105	0	6	.284	.362	11

MONTERO, Jose - RHP AGE: 19; HT: 6-2; WT: 193; B/T: R/R; BORN: 7/14/03, Puerto Cabello, VZ. SIGNED BY: Hernan Albornoz. RESIDES: Carabobo, VZ. OBTAINED: Signed as a non-drafted free agent on 11/23/21.

Yr	Club	W-L	ERA	G	GS	CG	SHO	SV	IP	H	R	ER	HR	BB	SO	WP	BK
2022	DSL Reds-R	2-2	2.92	10	10	0	0	0	37.0	34	21	12	2	11	48	3	0
	ACL Reds-R	0-0	10.13	1	0	0	0	0	2.2	9	4	3	1	0	5	0	0
Minor Totals - 1 yr		2-2	3.40	11	10	0	0	0	39.2	43	25	15	3	11	53	3	0

MOORE, Andrew - RHP AGE: 23; HT: 6-3; WT: 207; B/T: R/R; BORN: 8/11/99, Stockbridge, GA. SIGNED BY: Rob Mummau (Mariners). RESIDES: Floville, GA. OBTAINED: Acquired by the Mariners on 7/30/22, along with INF Noelvi Marte, INF Edwin Arroyo, and RHP Levi Stoudt in exchange for RHP Luis Castillo. PERSONAL: Selected by the Mariners in the 14th round of the 2021 First-Year Player Draft...Played collegiately at Chipola Junior College (Marianna, FL)... Graduated from Jackson HS (GA).

Yr	Club	W-L	ERA	G	GS	CG	SHO	SV	IP	H	R	ER	HR	BB	SO	WP	BK
2021	Modesto-A	0-1	6.87	13	0	0	0	0	18.1	17	15	14	2	17	16	5	0
	ACL Mariners-R	0-0	9.00	1	0	0	0	0	1.0	1	1	1	0	1	0	0	1
2022	Daytona-A	0-0	12.54	6	2	0	0	0	9.1	12	14	13	1	12	14	5	0
	Modesto -A	2-1	1.95	25	0	0	0	1	32.1	25	10	7	0	17	58	5	0
	ACL Reds-R	0-0	0.00	1	0	0	0	0	0.1	0	0	0	0	0	1	0	0
Minor Totals - 2 yrs		2-2	5.14	46	2	0	0	1	61.1	55	40	35	3	47	89	15	1

MORELLIS, Luis - RHP AGE: 19; HT: 6-2; WT: 165; B/T: R/R; BORN: 2/7/04, Puerto Cabello, VZ. SIGNED BY: Hernán Albornoz. RESIDES: Puerto Cabello, VZ. OBTAINED: Signed as a non-drafted free agent on 7/8/22. CAREER NOTES: 2023 will be his first professional season.

MOUNT, Drew - OF AGE: 26 (Turns 27 on 3/24); HT: 5-9; WT: 209; B/T: L/R; BORN: 3/24/96, Santa Clara, CA. SIGNED BY: Mike Keenan. RESIDES: Santa Clara, CA. OBTAINED: Selected in the 16th round of the 2018 First-Year Player Draft. CAREER NOTES: In 2022, was 1 of 60 players invited to February 2022 early minor league spring training camp...in an outfield collision during an intrasquad game on 3/13, suffered a torn patellar tendon in his left knee...had surgery 2 days later...in 2021, among all Reds farmhands finished 16th with 12 HR...following the season played for the Surprise Saguaros in the prestigious Arizona Fall League...in 2018, made his professional debut with 65 games at Rookie Billings...named Reds Minor League Player of the Month for August (25g, .413, .606slg, 3hr, 11 2B, 43-for-104)...with 58 RBI ranked second in the Pioneer League...among all qualified PL outfielders, his .984 fielding pct. ranked T1st...his .310 batting average ranked third among all Reds farmhands. PERSONAL: Played at Kansas State where in 2018 was an All-Big 12 Honorable Mention and Collegiate Baseball National Player of the Week for 3/12/18...also played at De Anza College (Cupertino, CA) where in 2017 was selected to the Coast Golden Gate Conference First Team, Northern California First Team, and won a ABCA/Rawlings Pacific Association Division Gold Glove award...played safely for the San Jose State football team in 2014...graduated from Archbishop Mitty High School (San Jose, CA), the same school attended by NBA forward Aaron Gordon, MLB outfielder Mitch Haniger and silver medal Olympic figure skater Polina Edmunds. TWITTER: @Drew_Mount.

Yr	Club	AVG	G	AB	R	H	2B	3B	HR	RBI	SH	SF	HB	BB	SO	SB	CS	OBP	SLG	E
2018	Billings-R	.310	65	242	42	75	19	0	8	58	0	2	3	18	40	7	2	.362	.488	2
2019	Daytona-A	.253	76	281	33	71	12	4	1	33	0	1	2	13	84	17	7	.290	.335	5
2021	ACL Reds-R	.444	5	9	6	4	2	0	1	4	0	0	6	4	0	2	0	.737	1.000	0
	Chattanooga-AA	.279	53	197	33	55	5	2	11	24	0	1	3	14	59	1	3	.335	.492	1
	Louisville-AAA	.111	4	9	0	1	0	0	0	1	0	0	0	1	0	0	0	.200	.111	0
(Did Not Play - Injured)																				
Minor Totals - 4 yrs		.279	203	738	114	206	38	6	21	120	0	4	14	50	183	27	12	.335	.432	8

MURPHY, John - RHP AGE: 26; HT: 6-5; WT: 230; B/T: R/R; BORN: 12/11/96, Camden, NJ. RESIDES: Merchantville, NJ. OBTAINED: Signed as a minor league free agent on 2/3/23. CAREER NOTES: 2023 will be his first season in affiliated professional baseball...Pitched from 2019-2022 in the Independent leagues, first in the United Shore League (Westside 2019-2020, East Side 2020) and then in the Frontier League (Washington 2021, Gateway 2021-2022). PERSONAL: Played collegiately at Maryland...Graduated from Gloucester HS (NJ), where he helped lead the Rams to 2 New Jersey state championships.

NELSON, Mat - C AGE: 24; HT: 5-9; WT: 212; B/T: R/R; BORN: 1/14/99, Clearwater, FL. SIGNED BY: Sean Buckley. RESIDES: Largo, FL. OBTAINED: Selected in Competitive Balance Round A (35th overall) of the 2021 First Year Player Draft. CAREER NOTES: In 2022, ranked by Baseball America (11th) and MLB.com (25th) as one of the top prospects in the Reds system...in 2021, rated by MLB.com (9th) and Baseball America (11th) as one of the top prospects in the Reds system. PERSONAL: Played collegiately at Florida State, where in 2021 was named ACC Player of the Year, Perfect Game/Rawlings National Player of the Year, NCBWA District Player of the Year, unanimous First Team All-American and winner of the Buster Posey/Johanny Bench Award...was also a finalist for the Dick Howser Trophy and a semifinalist for the Golden Spikes Award...originally drafted in 2018 by the Phillies (39th round) but did not sign...graduated from Calvary Christian HS (Clearwater, FL), where he helped the baseball team win 60 consecutive games to establish a Florida high school record...also led CCHS to a 2017 4A state title and a No. 1 national ranking...his assistant coach in high school was HOF'er Roy Halladay...full first name is spelled Matheu.

Yr	Club	AVG	G	AB	R	H	2B	3B	HR	RBI	SH	SF	HB	BB	SO	SB	CS	OBP	SLG	E
2021	ACL Reds-R	.000	2	4	1	0	0	0	0	0	0	0	0	2	2	0	0	.333	.000	0
	Dayton-A	.208	8	24	3	5	2	1	0	3	0	0	1	4	15	0	1	.345	.375	3
2022	Dayton-A	.219	82	283	40	62	13	2	8	24	1	2	11	24	108	1	0	.303	.364	6
Minor Totals - 2 yrs		.215	92	311	44	67	15	3	8	27	1	2	12	30	125	1	1	.307	.360	9

NIERENBERG, Leo - RHP AGE: 24; HT: 6-0; WT: 201; B/T: R/R; BORN: 6/5/98, San Francisco, CA. SIGNED BY: Brandon Marr. RESIDES: Oakland, CA. OBTAINED: Signed as a non-drafted free agent on 6/21/20. CAREER NOTES: His professional career has been delayed by injury. PERSONAL: Played collegiately for 4 years at the University of Washington where he was PAC 12 All-Academic First Team...graduated from Bishop O'Dowd HS (Oakland, CA).

NORTHCUT, Nicholas - 3B AGE: 23; HT: 6-1; WT: 200; B/T: R/R; BORN: 6/13/99, Cincinnati, OH. SIGNED BY: John Pyle (Red Sox). RESIDES: Mason, OH. OBTAINED: Acquired from the Red Sox on 9/14/22 as the player to be named later in the 8/1/22 trade for OF Tommy Pham. CAREER NOTES: Selected by the Red Sox in the 11th round of the 2018 First Year Player Draft...Entered 2019 ranked by Baseball America as the Red Sox' No. 19 prospect...in 2022, ranked among all Red Sox minor leaguers in home runs (30, 1st), RBI (75, 6th), SLG (.491 (5th)), XBH (48, 5th), and TB (195, 8th)...named South Atlantic League Player of the Week for 6/6-12...Belted 3 HR on 6/10 vs Asheville...added 1 more the following day vs Asheville...in 2021, Selected as a Carolina League Post-Season All-Star. PERSONAL: Graduated in 2018 from nearby Mason HS (Mason, OH)...Named Ohio Gatorade Player of the Year in 2018...Selected as the Greater Miami Conference Player of the Year following his junior season...Played at Fenway Park and Yankee Stadium in 2017 while participating in the Summer Rivalry Classic, hitting 3 HR during the game at Yankee Stadium...also played in the 2017 Perfect Game All-American Classic at Petco Park.

Yr	Club	AVG	G	AB	R	H	2B	3B	HR	RBI	SH	SF	HB	BB	SO	SB	CS	OBP	SLG	E
2018	Lowell-A	.167	6	24	3	4	1	0	1	5	0	0	0	1	10	0	0	.200	.333	2
	GCL Red Sox-R	.232	41	142	13	33	9	0	1	20	0	2	4	15	45	0	0	.319	.317	7
2019	Lowell-A	.211	54	194	20	41	10	2	1	22	1	1	1	20	60	1	1	.287	.299	12
2021	Salem-A	.261	96	345	68	90	32	2	17	77	1	5	5	46	91	0	0	.352	.513	14
2022	Portland-AA	.208	26	101	12	21	5	0	4	17	0	0	1	4	37	1	0	.245	.376	3
	Greenville-A	.223	77	296	43	66	13	0	26	58	0	0	5	21	114	0	0	.286	.530	10
Minor Totals - 4 yrs		.231	300	1102	159	255	70	4	50	199	2	8	16	107	357	2	1	.307	.438	48

NUTOF, Ryan - RHP PRONCIATION: NEW-toff. AGE: 27; HT: 6-2; WT: 210; B/T: L/R; BORN: 11/2/95, Elmhurst, IL. SIGNED BY: Ben Jones. RESIDES: Longwood, FL. OBTAINED: Selected in the 16th round of the 2017 First-Year Player Draft. CAREER NOTES: In 2022, ranked eighth among all Red Sox minor league pitchers with 43 apps...in 2021, did not pitch due to injury...in 2019, selected as a Florida State League All-Star...ranked second in the FSL with 10 saves...in 2018, his 9 holds led the Midwest League, while his 46 apps tied teammate Cory Thompson for league-most. PERSONAL: Played collegiately at the University of Michigan...graduated from South Elgin HS (South Elgin, IL). TWITTER: @NutofRyan.

Yr	Club	W-L	ERA	G	GS	CG	SHO	SV	IP	R	ER	HR	BB	SO	WP	BK	
2017	Billings-R	0-2	4.08	21	0	0	0	1	28.2	35	22	13	1	14	30	1	0
2018	Daytona-A	0-0	3.86	1	0	0	0	0	2.1	6	1	1	0	0	1	0	0
	Dayton-A	5-1	2.92	46	0	0	0	5	71.0	75	27	23	3	27	76	4	2
2019	Daytona-A	4-1	2.61	25	0	0	0	10	31.0	21	10	9	1	8	39	5	0
	Chattanooga-AA	3-0	5.89	15	0	0	0	0	18.1	22	12	12	2	9	17	3	0
2021	(Did Not Pitch - Injured)																
2022	Louisville-AAA	0-0	4.15	4	0	0	0	0	4.1	3	2	2	1	5	2	0	0
	Chattanooga-AA	6-2	2.96	39	0	0	0	2	54.2	51	26	18	2	29	65	13	0
Minor Totals - 5 yrs		18-6	3.34	151	0	0	0	18	210.1	213	100	78	10	92	230	26	2

O'GUINN, Jamal - OF AGE: 24; HT: 6-2; WT: 248; B/T: R/R; BORN: 1/19/99, Fresno, CA. SIGNED BY: Jimmy Moran. RESIDES: Clovis, CA. OBTAINED: Signed as a non-drafted free agent on 7/21/21. PERSONAL: Played collegiately for 4 years at the University of Southern California...graduated from Buchanan HS (Clovis, CA), the same school attended by Reds pitcher Justin Wilson and MLB players Jason Donald, Jordan Luplow and Garrett Olson.

Yr	Club	AVG	G	AB	R	H	2B	3B	HR	RBI	SH	SF	HB	BB	SO	SB	CS	OBP	SLG	E
2022	Daytona-A	.216	70	213	21	46	14	0	3	27	1	2	5	40	71	3	2	.350	.324	0

OMANA, Diego - C AGE: 20; HT: 5-8; WT: 193; B/T: R/R; BORN: 1/10/03, Guasdalito, VZ. SIGNED BY: German Arteaga, Ricardo Quintero, Richard Castro. RESIDES: Guasdalito, VZ. OBTAINED: Signed as an international free agent on 1/15/21.

Yr	Club	AVG	G	AB	R	H	2B	3B	HR	RBI	SH	SF	HB	BB	SO	SB	CS	OBP	SLG	E
2021	DSL Reds-R	.371	25	70	13	26	3	0	1	14	0	2	3	8	11	0	1	.446	.457	4
2022	ACL Reds-R	.138	10	29	2	4	1	0	0	2	0	0	0	1	4	0	0	.167	.172	2
	DSL Reds-R	.273	14	44	5	12	3	0	0	4	0	0	1	4	6	0	1	.347	.341	4
Minor Totals - 2 yrs		.294	49	143	20	42	7	0	1	20	0	2	4	13	21	0	2	.364	.364	10

PARKS, Hunter - RHP AGE: 21 (Turns 22 on 4/28); HT: 6-3; WT: 198; B/T: R/R; BORN: 4/28/01, Gastonia, NC. SIGNED BY: Charles Aliano. RESIDES: York, SC. OBTAINED: Selected in 8th round of the 2021 First Year Player Draft. PERSONAL: Played at Florence-Darlington Technical College, where in 2021 he became the highest drafted baseball player in school history...helped the Stingers to a 46-8 record in 2021, a program best...graduated from York Comprehensive HS (York, SC)

Yr	Club	W-L	ERA	G	GS	CG	SHO	SV	IP	R	ER	HR	BB	SO	WP	BK	
2021	ACL Reds-R	0-0	1.59	6	3	0	0	0	11.1	8	2	2	0	4	13	2	0
2022	Daytona-A	4-6	4.70	25	14	0	0	1	82.1	75	45	43	7	53	94	19	0
Minor Totals - 2 yrs		4-6	4.32	31	17	0	0	1	93.2	83	47	45	7	57	107	21	0

PAYANO, Nelfri - RHP AGE: 18; HT: 5-8; WT: 195; B/T: R/R; BORN: 10/31/04, Jima Abajo, La Vega, DR. **SIGNED BY:** Edgar Melo & Emmanuel Cartagena. **RESIDES:** Jima Abajo, La Vega, DR. **OBTAINED:** Signed as an international free agent on 1/15/22.

Yr	Club	W-L	ERA	G	GS	CG	SHO	SV	IP	H	R	ER	HR	BB	SO	WP	BK
2022	DSL Reds-R	4-2	6.62	13	0	0	0	0	17.2	18	14	13	1	11	21	4	1

PELLO, Mason - RHP AGE: 22; HT: 6-3; WT: 232; B/T: R/R; BORN: 7/15/00, San Diego, CA. **SIGNED BY:** John Cepirini. **RESIDES:** Candia, NH. **OBTAINED:** Selected in the 12th round of the 2022 First-Year Player Draft. **PERSONAL:** Played collegiately for 4 years at Boston College...graduated from Rancho Bernardo HS (San Diego), the same school attended by Cole Hamels...In 2021, played for Falmouth in the prestigious Cape Cod League.

Yr	Club	W-L	ERA	G	GS	CG	SHO	SV	IP	H	R	ER	HR	BB	SO	WP	BK
2022	ACL Reds-R	0-0	0.00	2	2	0	0	0	2.0	1	0	0	0	2	2	0	0

PERALTA, Jose - RHP AGE: 23; HT: 6-0; WT: 238; B/T: R/R; BORN: 10/2/99, La Guaira, VZ. **SIGNED BY:** Edgar Melo. **RESIDES:** Catia La Mar, VZ. **OBTAINED:** Signed as a non-drafted free agent on 7/20/17.

Yr	Club	W-L	ERA	G	GS	CG	SHO	SV	IP	H	R	ER	HR	BB	SO	WP	BK
2018	DSL Reds-R	4-2	2.12	16	6	0	0	0	46.2	42	20	11	3	12	31	5	0
2019	AZL Reds-R	0-0	5.56	8	4	0	0	0	11.1	13	8	7	2	5	9	0	2
2021	ACL Reds-R	3-2	5.87	15	3	0	0	0	38.1	46	35	25	6	6	32	2	2
2022	Daytona-A	0-1	3.86	2	0	0	0	0	2.1	2	2	1	0	3	0	0	0
	ACL Reds-R	2-1	4.74	15	0	0	0	1	24.2	22	19	13	2	13	26	3	0
Minor Totals - 4 yrs		9-6	4.16	56	13	0	0	1	123.1	125	84	57	13	39	98	10	4

PETTY, Chase - RHP AGE: 19 (Turns 20 on 4/4); HT: 6-0; WT: 191; B/T: R/R; BORN: 4/4/2003, Camden, NJ. **SIGNED BY:** John Wilson. **RESIDES:** Somers Point, NJ. **OBTAINED:** From the Twins for RHP Sonny Gray and minor league RHP Francis Peguero, 3/13/22...was selected by the Twins in the first round (26th overall) of the July 2021 first-year player draft. **CAREER NOTES:** In 2022, rated by Baseball America (6th) and MLB.com (9th) as one of the top prospects in the Reds system...entered the season rated by MLB.com the seventh-best prospect in the Twins' organization...was rated by MLB.com the 27th-best prospect in baseball prior to the draft...was rated by Baseball America the 29th-best prospect entering the draft...was rated by Perfect Game the second-best righthanded pitcher and ninth-best high school player in the country...in 2021, in his first professional season pitched in the Florida Complex League...in Baseball America's tools issue, his fastball was rated the best in the Twins' organization...became the first righthander selected in the first round by the Twins since Kohl Stewart (2013).

PERSONAL: Attended Mainland Regional High School in Linwood, NJ...was the 2021 New Jersey Gatorade Player of the Year (6-1, 1.15, 48.2ip, 17bb, 99k)...as a senior on 4/28/21 vs Millville, the same high school that produced Mike Trout, threw a 7-inning no-hitter with a career-high 18 strikeouts. **TWITTER:** @ChasePetty11.

Yr	Club	W-L	ERA	G	GS	CG	SHO	SV	IP	H	R	ER	HR	BB	SO	WP	BK
2021	FCL Twins - R	0-0	5.40	2	1	0	0	0	5.0	6	3	3	0	1	6	0	1
2022	Daytona-A	1-2	4.40	7	7	0	0	0	30.2	27	15	15	2	7	33	1	0
	Daytona-A	0-4	3.06	18	13	0	0	0	67.2	57	25	23	5	24	63	7	0
Minor Totals - 2 yrs		1-6	3.57	27	21	0	0	0	103.1	90	43	41	7	32	102	8	1

PIDICH, Matt - RHP PRONUNCIATION: PIE-ditch. AGE: 28; HT: 6-2; WT: 234; B/T: R/R; BORN: 12/25/94, Freehold, NJ. **SIGNED BY:** Jeff Brookens. **RESIDES:** Aberdeen, NJ. **OBTAINED:** Selected in the eighth round of the 2018 First-Year Player Draft. **CAREER NOTES:** In 2019, led Reds minor league pitchers with the lowest opponents' batting average (.175). **PERSONAL:** Played collegiately at the University of Pittsburgh...Underwent "Tommy John" surgery in 2016...Graduated from Christian Brothers Academy (Lincroft, NJ).

Yr	Club	W-L	ERA	G	GS	CG	SHO	SV	IP	H	R	ER	HR	BB	SO	WP	BK
2018	Billings-R	1-2	5.28	19	1	0	0	0	30.2	30	22	18	3	9	34	1	0
2019	Daytona-A	4-3	2.22	39	0	0	0	7	65.0	42	25	16	6	20	75	3	0
2021	Louisville-AAA	0-2	5.56	10	0	0	0	0	11.1	12	13	7	4	2	14	0	0
	Chattanooga-AA	2-6	7.51	23	4	0	0	0	38.1	55	33	32	3	13	42	7	0
2022	Louisville-AAA	5-4	7.26	32	0	0	0	0	39.2	47	36	32	6	20	46	5	0
	Chattanooga-AA	0-0	8.18	10	0	0	0	0	11.0	13	10	10	2	6	11	3	0
	ACL Reds-R	0-0	0.00	1	0	0	0	0	1.0	1	0	0	0	0	3	0	0
Minor Totals - 4 yrs		12-17	5.25	134	5	0	0	7	197.0	200	139	115	24	70	225	19	0

PINAZZI, Nicoló - LHP AGE: 23; HT: 6-2; WT: 221; B/T: R/L; BORN: 10/25/99, Milan, Italy. **SIGNED BY:** Sal Varriale. **RESIDES:** Milan, Italy. **OBTAINED:** Signed as a non-drafted free agent on 9/4/20. **CAREER NOTES:** In 2023, was on the 2023 World Baseball Classic provisional roster for Team Italy.

Yr	Club	W-L	ERA	G	GS	CG	SHO	SV	IP	H	R	ER	HR	BB	SO	WP	BK
2021	ACL Reds-R	2-1	2.60	14	0	0	0	0	17.1	15	6	5	1	14	31	7	0
2022	Daytona-A	0-0	9.00	1	0	0	0	0	3.0	3	3	3	0	2	6	1	0
	ACL Reds-R	3-1	4.54	11	5	0	0	0	39.2	28	25	20	2	26	67	7	0
Minor Totals - 2 yrs		5-2	4.20	26	5	0	0	0	60.0	46	34	28	3	42	104	15	0

PINEDA, Esmith - OF AGE: 18; HT: 6-0; WT: 196; B/T: R/R; BORN: 11/13/04, Aguadulce, Panama. **SIGNED BY:** Cincinnati Reds International Scouting Department. **RESIDES:** Aguadulce, Panama. **OBTAINED:** Signed as an international free agent on 1/15/22. **CAREER NOTES:** Rated by MLB.com (49th) as one of the top prospects in the 2022 international signing class. **PERSONAL:** Belted 3 home runs during the 2016 Little League World Series while playing for Panama.

Yr	Club	AVG	G	AB	R	H	2B	3B	HR	RBI	SH	SF	HB	BB	SO	SB	CS	OBP	SLG	E
2022	DSL Reds-R	.367	15	49	10	18	2	0	3	13	0	0	1	7	9	2	1	456	592	0

PINO, Yassel - INF AGE: 21; HT: 6-0; WT: 244; B/T: R/R; BORN: 10/4/01, Havana, Cuba. **SIGNED BY:** Tony Arias. **RESIDES:** Homestead, FL. **OBTAINED:** Signed as a non-drafted free agent on 6/10/19. **CAREER NOTES:** In 2022, Selected Florida State League Player of the Week for 8/15-8/21.

Yr	Club	AVG	G	AB	R	H	2B	3B	HR	RBI	SH	SF	HB	BB	SO	SB	CS	OBP	SLG	E
2019	AZL Reds-R	.253	24	91	11	23	2	0	0	11	0	0	4	4	25	0	1	313	275	5
2021	ACL Reds-R	.272	42	114	22	31	7	1	5	23	0	0	0	28	29	7	4	415	482	6
2022	Daytona-A	.221	53	172	25	38	5	2	5	20	0	6	1	25	50	1	2	314	360	1
	ACL Reds-R	.200	4	15	3	3	0	1	1	4	0	1	0	2	5	1	0	278	533	1
Minor Totals - 3 yrs		.242	123	392	61	95	14	4	11	58	0	7	5	59	109	9	7	343	383	13

PLUMMER, Nick - OF AGE: 26; HT: 5-10; WT: 200; B/T: L/L; BORN: 7/31/96, Royal Oak, MI. RESIDES: Lathrup Village, MI. OBTAINED: Signed as a minor league free agent on 2/1/23. CAREER NOTES: In 2022, made his Major League debut, appearing in 14 games (8 starts) with the Mets. ...Appeared for the Mets in 5g (1gs) in RF, 4g (2gs) in LF and 5g (5gs) at DH. ...Recalled by the Mets from AAA-Syracuse on 4/15 and made his big league debut that afternoon vs Ari...entered that game in the 9th inning as a defensive replacement for RF Starling Marte (OPA)...Optioned back to Syracuse on 4/19...Recalled by the Mets on 5/28...In his first Major League start on 5/29 vs Phi, belted a game-tying home run in the bottom of the 9th inning off Corey Knebel for his first career hit...the Mets won the game in the bottom of the 10th...Homered again the following day (5/30) vs Wsh off Austin Voth...went 3-for-4 with a HR, 2B, 7TB and 4RBI in that 13-5 victory...Went hitless in his next 20 at-bats before he was optioned back to Syracuse on 6/28...Designated for assignment on 8/16 and outrighted to Syracuse on 8/19...Declared minor league free agency on 11/10...in 2021, while in the Cardinals system, reached the Triple-A level for the first time...Finished 4th in the Double-A Central with an .893 OPS...Named Double-A Central Offensive Player of the Week (7/11)...Declared minor league free agency on 11/7 before signing a Major League contract with the Mets on 11/24...in 2020, did not play (COVID)...in 2016, missed the entire season with a right wrist injury...in 2015, rated by Baseball America as the Cardinals' 8th-best prospect and the organization's "best hitter for average"...Selected by the Cardinals in the first round of the 2015 First-Year Player Draft (23rd overall). PERSONAL: Graduated from Brothers Rice HS (MI), the same school attended by DJ LeMahieu, BJ Armstrong and former sportscaster Zip Zreppa...Signed his letter of intent to the University of Kentucky before signing with the Cardinals. TWITTER: @nplum11.

Yr	Club	AVG	G	AB	R	H	2B	3B	HR	RBI	SH	SF	HB	BB	SO	SB	CS	OBP	SLG	E
2015	GCL Cardinals-R	.228	51	180	43	41	8	5	1	22	1	2	6	39	56	8	6	.379	.344	1
2017	Peoria-A	.198	92	278	36	55	11	1	4	17	0	1	14	53	109	8	9	.353	.288	4
2016																				
2018	Peoria-A	.205	104	336	54	69	15	3	8	30	1	0	7	67	131	10	7	.349	.339	2
2019	Palm Beach-A	.176	96	289	35	51	15	2	5	29	3	5	12	47	119	3	3	.312	.294	1
2021	Memphis-AAA	.267	27	75	19	20	3	2	2	8	0	0	6	20	18	4	1	.455	.440	1
	Springfield-AA	.283	90	311	52	88	17	4	13	46	0	1	11	53	108	9	8	.404	.489	5
2022	Syracuse-AAA	.238	65	235	29	56	12	0	7	41	0	2	8	25	80	8	4	.330	.379	3
	New York Mets	.138	14	29	4	4	1	0	2	6	0	0	1	1	12	0	0	.194	.379	0
Minor Totals		.223	525	1704	268	380	81	17	40	193	5	11	64	304	621	50	38	.359	.361	17
Major Totals		.138	14	29	4	4	1	0	2	6	0	0	1	1	12	0	0	.194	.379	0

PROCTOR, James - RHP AGE: 24; HT: 6-4; WT: 218; B/T: R/R; BORN: 6/21/20, St. Louis, MO. SIGNED BY: Lee Seras. RESIDES: St. Louis, MO. OBTAINED: Signed as a non-drafted free agent on 6/21/20. CAREER NOTES: In 2021, named Low-A Southeast League Pitcher of the Month for May. PERSONAL: Played collegiately at Princeton for 4 years...Graduated from Mary Institute and Saint Louis Country Day School (MIGDS) in St. Louis, the same school attended by Joe Buck, William DeWitt Jr., Betty Grable, Vincent Price and Sterling K. Brown...His uncle, Mike, played basketball at Cornell...his grandfather, James, played pro baseball in 1959. TWITTER: @jprostl.

Yr	Club	W-L	ERA	G	GS	CG	SHO	SV	IP	H	R	ER	HR	BB	SO	WP	BK
2021	Daytona-A	3-0	1.60	14	12	0	0	0	45.0	31	15	8	0	22	57	9	1
	Daytona-A	0-1	4.41	4	4	0	0	0	16.1	13	8	3	12	20	1	0	
2022	Daytona-A	4-4	5.10	11	11	0	0	0	47.2	50	33	27	3	24	40	3	0
Minor Totals - 2 yrs		7-5	3.55	29	27	0	0	0	109.0	94	56	43	6	58	117	13	1

PUCHEU, Jacques - LHP PRONUNCIATION: szakh PEA-shoe; AGE: 26; HT: 6-0; WT: 226; B/T: L/L; BORN: 1/1/97, Gulfport, MS. SIGNED BY: Jonathan Reynolds. RESIDES: Clarksville, TN. OBTAINED: Signed as a non-drafted free agent on 6/22/19. CAREER NOTES: In 2021, following the season was selected to play for the Surprise Saguaros in the prestigious Arizona Fall League. PERSONAL: Played collegiately at Austin Peay State University and East Mississippi Community College...graduated from West Harrison HS (Gulfport, MS) where he also played soccer and football, earning all-conference and all-state honors as the school's quarterback in 2014. TWITTER: @j_pucheu19.

Yr	Club	W-L	ERA	G	GS	CG	SHO	SV	IP	H	R	ER	HR	BB	SO	WP	BK
2019	AZL Reds-R	3-1	4.08	11	3	0	0	1	35.1	29	18	16	1	10	42	1	1
	Greenville-R	2-0	1.50	4	2	1	1	0	18.0	13	3	3	1	6	19	1	0
2021	Louisville-AAA	0-1	45.00	1	1	0	0	0	1.0	7	5	5	2	0	1	0	0
	Daytona-A	4-1	3.45	20	9	0	0	0	60.0	38	24	23	5	33	62	3	0
	Chattanooga-AA	1-0	1.69	5	2	0	0	0	16.0	9	4	3	3	4	20	0	0
2022	Louisville-AAA	0-0	16.20	1	0	0	0	0	1.2	5	3	3	1	2	2	1	0
	Chattanooga-AA	0-1	10.38	2	1	0	0	0	4.1	6	5	5	0	3	5	0	0
	Daytona-A	1-1	6.30	3	0	0	0	0	10.0	11	8	7	1	5	6	0	0
	ACL Reds-R	2-1	3.13	5	3	0	0	0	23.0	17	9	8	1	6	29	1	1
Minor Totals - 3 yrs		13-6	3.88	52	21	1	1	1	169.1	135	79	73	15	69	186	7	2

QUINTANA, Nicholas - INF AGE: 25; HT: 5-8; WT: 191; B/T: R/R; BORN: 10/13/97, Las Vegas, NV. SIGNED BY: Joey Lothrop (Tigers). RESIDES: Las Vegas, NV. OBTAINED: Acquired from the Tigers on 11/3/21 in exchange for C Tucker Barnhart. CAREER NOTES: In 2022, Ranked among all Reds farmhands with 62 walks (4th) and 23 doubles (T5th)...Selected by MiLB.com as an Organization All-Star (3B)...in 2021, acquired by the Reds from the Tigers on 11/3 in exchange for C Tucker Barnhart...in 2020, named by Baseball America as the 20th-best prospect in the Tigers system...in 2019, selected by the Tigers in the second round (47th overall) of the First-Year Player Draft. PERSONAL: Played collegiately for 4 years at Arizona, where in 2019 was named Pac-12 All-Conference and Collegiate Baseball Second-Team All-American...Graduated from Arbor View HS (Las Vegas), where, for the 2015-16 season, earned Nevada State Gatorade Player of the Year honors...Las Vegas Sun named him the Male Athlete of the Year in 2016...Was a gold medal member of the 18U USA National Team...Originally drafted in 2016 by the Red Sox in the 11th round but did not sign...His brother, Zach, was a third-round pick by the Brewers in 2012...Prefers Nicholas to Nick.

Yr	Club	AVG	G	AB	R	H	2B	3B	HR	RBI	SH	SF	HB	BB	SO	SB	CS	OBP	SLG	E
2019	Connecticut-A	.256	25	86	12	22	7	0	1	4	0	0	0	12	31	1	0	.347	.372	2
	West Michigan-A	.158	41	146	14	23	5	1	1	13	0	2	1	13	51	3	1	.228	.226	16
2021	FCL Tigers East-R	.000	3	9	2	0	0	0	0	0	0	0	1	1	7	0	0	.182	.000	2
	FCL Tigers West-R	.125	4	16	1	2	1	0	0	1	0	0	0	1	6	0	0	.176	.188	1
	Lakeland-A	.196	82	286	46	56	16	0	9	46	0	3	7	51	73	4	1	.329	.346	9
2022	Chattanooga-AA	.233	53	189	27	44	11	0	4	20	1	0	3	29	48	0	4	.344	.354	6
	Daytona-A	.257	59	183	29	47	12	0	6	32	0	1	1	33	52	5	0	.372	.421	5
Minor Totals - 3 yrs		.212	267	915	131	194	52	1	21	116	1	6	13	140	268	13	6	.323	.340	41

QUINTANA, Ricardo - RHP AGE: 20; HT: 5-9; WT: 187; B/T: R/R; BORN: 11/1/02, Valencia, VZ. SIGNED BY: Germán Arteaga, Ricardo Quintero. RESIDES: Valencia, VZ. OBTAINED: Signed as a non-drafted free agent on 6/24/22.

Yr	Club	W-L	ERA	G	GS	CG	SHO	SV	IP	H	R	ER	HR	BB	SO	WP	BK
2022	DSL Reds-R	2-0	1.74	6	0	0	0	0	10.1	6	4	2	0	9	11	0	0

RAFFIELD, Carter - RHP AGE: 23; HT: 6-3; WT: 240; B/T: R/R; BORN: 2/28/00, Hawkinsville, GA. SIGNED BY: Charles Aliano. RESIDES: Clemson, SC. OBTAINED: Selected in the 14th round of the 2021 First Year Player Draft. CAREER NOTES: Professional debut delayed due to injury. PERSONAL: Played collegiately at Clemson...Graduated from Blackley County HS (Cochran, GA)...His grandfather and brother were both drafted by the Cardinals.

REY, Brian - OF AGE: 25; HT: 5-8; WT: 183; B/T: R/R; BORN: 2/22/98, Chicago, IL. SIGNED BY: Stephen Hunt. RESIDES: Deltona, FL. OBTAINED: Selected in the 13th round of the 2018 First-Year Player Draft. CAREER NOTES: For the past few seasons has played in the Puerto Rican Winter League...In 2021, named Reds Minor League Player of the Month for May...Earned High-A Central League Offensive Player of the Week honors for May 4-9...Ranked among all Reds minor league batters with 53 RBI (3rd) and 89 hits (10th)...in 2019, Established Class-A Dayton club record for most RBI in a game with 8 on 7/27 at Fort Wayne, blasting 2 home runs including a grand slam...previous record of 7 had been shared by 4 players including Joey Votto and Adam Dunn. PERSONAL: Played collegiately at Miami Dade, the same school that produced Steve Carlton, Mike Piazza, Raul Ibanez, Don Baylor and Bucky Dent...Graduated from Deltona HS (FL).

Yr	Club	AVG	G	AB	R	H	2B	3B	HR	RBI	SH	SF	HB	BB	SO	SB	CS	OBP	SLG	E
2018	Greenville-R	.269	49	171	27	46	7	0	2	21	0	1	9	12	14	3	1	.347	.345	1
2019	Dayton-A	.281	66	235	31	66	16	0	9	40	1	5	7	11	35	1	0	.326	.464	6
	Daytona-A	.146	16	48	3	7	2	0	0	6	0	0	2	2	5	1	0	.212	.188	1
2021	Chattanooga-AA	.255	68	243	31	62	7	0	3	31	1	3	15	21	49	4	6	.348	.321	8
	Dayton-A	.423	13	52	7	22	5	1	6	19	0	3	0	2	3	1	2	.421	.904	0
	Louisville-AAA	.385	4	13	1	5	1	0	0	3	0	0	1	3	2	0	0	.529	.462	0
2022	Chattanooga-AA	.255	15	51	4	13	2	0	1	6	0	0	2	0	8	0	1	.283	.353	0
	Dayton-A	.233	15	60	8	14	3	1	1	8	0	0	3	0	8	0	0	.270	.367	0
	ACL Reds-R	.241	9	29	8	7	1	0	0	4	0	0	3	5	9	5	0	.405	.276	0
Minor Totals - 4 yrs		.268	255	902	120	242	44	2	22	138	2	12	42	56	133	15	10	.336	.395	16

REYES, Adrian - OF AGE: 18; HT: 6-2; WT: 222; B/T: S/R; BORN: 11/26/04, Santiago de los Caballeros, DR. SIGNED BY: Victor Nova & Enmanuel Cartagena. RESIDES: Santiago de los Caballeros, DR. OBTAINED: Signed as an international free agent on 1/15/22.

Yr	Club	AVG	G	AB	R	H	2B	3B	HR	RBI	SH	SF	HB	BB	SO	SB	CS	OBP	SLG	E
2022	DSL Reds-R	.197	45	142	14	28	12	1	3	22	0	0	1	28	56	1	2	.333	.359	3

REYES, Luis - INF AGE: 19; HT: 5-8; WT: 208; B/T: R/R; BORN: 11/15/03, Tinaquillo, VZ. SIGNED BY: Cincinnati Reds International Scouting Department. OBTAINED: Signed as an international free agent on 1/15/21.

Yr	Club	AVG	G	AB	R	H	2B	3B	HR	RBI	SH	SF	HB	BB	SO	SB	CS	OBP	SLG	E
2021	DSL Reds-R	.261	8	23	1	6	0	0	0	0	0	0	1	1	5	0	0	.320	.261	2
2022	DSL Reds-R	.275	14	40	6	11	2	0	2	15	0	0	1	12	8	0	0	.453	.475	0
Minor Totals - 2 yrs		.270	22	63	7	17	2	0	2	15	0	0	2	13	13	0	0	.410	.397	2

RIGO, Brayan - OF AGE: 19; HT: 6-0; WT: 161; B/T: R/R; BORN: 11/24/03, La Romana, DR. SIGNED BY: Jose Diaz, Enmanuel Cartagena, Richard Jimenez. RESIDES: La Romana, DR. OBTAINED: Signed as an international free agent on 1/15/21.

Yr	Club	AVG	G	AB	R	H	2B	3B	HR	RBI	SH	SF	HB	BB	SO	SB	CS	OBP	SLG	E
2021	DSL Reds-R	.294	46	136	21	40	1	4	1	16	0	0	0	11	44	6	6	.347	.382	2
2022	DSL Reds-R	.253	45	158	26	40	6	0	0	14	4	1	4	8	52	9	4	.304	.291	1
Minor Totals - 2 yrs		.272	91	294	47	80	7	4	1	30	4	1	4	19	96	15	10	.324	.333	3

RIOS, Wilmer - RHP AGE: 29; HT: 6-1; WT: 185; B/T: R/R BORN: 3/3/94, Guasave, Mexico. OBTAINED: Signed as a minor league free agent on 1/30/23. CAREER NOTES: Was on the 2023 World Baseball Classic provisional roster for Team Mexico...2023 will be his first season of MLB-affiliated professional baseball after pitching in the Mexican League from 2014-2022 for Quintana Roo (2014-2017) and Monclova (2018-2022)...Also pitched in the Mexican Pacific Winter League for Hermosillo every offseason from 2015-2023...Appeared in the 2021-22 Caribbean Series for Mexico where in his only appearance, he started and pitched 6.2 shutout innings in a 1-0 win vs Colombia...Named a 2022 Mexican League All-Star for Monclova...Teammate of former Red Scott Schebler during the 2022-23 Mexican Pacific Winter League season (Hermosillo).

Yr	Club	W-L	ERA	G	GS	CG	SHO	SV	IP	H	R	ER	HR	BB	SO	WP	BK
2022	Monclova-I	9-4	4.47	16	16	3	2	0	88.2	94	51	44	14	14	52	3	0
'22-23	Hermosillo-I (MX Winter)	9-2	1.84	13	13	1	1	0	83.0	68	19	17	3	10	46	0	0
All Levels Totals - 10 yrs		58-26	3.66	225	97	5	4	3	706.2	715	324	287	81	129	479	26	1

RIVERA, Javi - RHP AGE: 23; HT: 6-0; WT: 199; B/T: R/R; BORN: 11/27/99, Rio Piedras, PR. SIGNED BY: Manuel Fabian. RESIDES: Saint Cloud, FL. OBTAINED: Selected in the 20th round of the 2021 First Year Player Draft. CAREER NOTES: In 2022, Named Florida State League Pitcher of the Month for June...also selected Reds Pitcher of the Month for June...Following the season Baseball America named him as having the best control in the organization. PERSONAL: Played collegiately at Florida Atlantic and Indian River State College...Became a pitcher in college after playing primarily as an infielder in high school...Posted a 3.93 GPA at IRSC as a top 10% student-athlete and member of the academic Dean's List...Graduated from Freedom HS (Orlando, FL) where he was a member of the National Honor Society...Aspires to be an orthopedic surgeon.

Yr	Club	W-L	ERA	G	GS	CG	SHO	SV	IP	H	R	ER	HR	BB	SO	WP	BK
2022	Dayton-A	1-1	5.12	5	5	0	0	0	19.1	15	12	11	4	7	23	2	0
	Daytona-A	2-3	2.81	19	11	0	0	0	73.2	52	26	23	4	18	88	3	1
Minor Totals - 1 yr		3-4	3.29	24	16	0	0	0	93.0	67	38	34	8	25	111	5	1

ROA, Christian - RHP AGE: 23 (turns 24 on 4/2); HT: 6-3; WT: 217; B/T: R/R; BORN: 4/2/99, Houston, TX. SIGNED BY: Mike Partida. RESIDES: Houston, TX. OBTAINED: Selected in the second round of the 2020 First-Year Player Draft (48th overall). CAREER NOTES: In 2022, rated by MLB.com as the Reds' no. 30 prospect...Named Southern League Pitcher of the Week for 9/5-9/11...Following the season pitched for the Glendale Desert Dogs in the prestigious Arizona Fall League...in 2021, rated by MLB.com (14th) and Baseball America (14th) as one of the top prospects in the Reds system. PERSONAL: Played collegiately at Texas A&M...graduated from Memorial HS (Houston, TX), the same school attended by Michael Dell (founder, CEO of Dell Technologies)...has expressed interest in becoming a commercial realtor. TWITTER: @Christianroa24.

Yr	Club	W-L	ERA	G	GS	CG	SHO	SV	IP	H	R	ER	HR	BB	SO	WP	BK
2021	Daytona-A	1-1	3.57	5	5	0	0	0	17.2	18	8	7	2	9	21	4	0
	Dayton-A	2-2	4.15	8	7	0	0	0	34.2	32	16	16	4	15	37	3	0
	ACL Reds-R	1-0	0.00	2	1	0	0	0	6.1	1	0	0	0	2	9	0	0
2022	Chattanooga-AA	2-0	1.06	3	3	0	0	0	17	5	2	2	1	7	19	0	0
	Dayton-A	4-3	4.14	17	17	0	0	0	74	59	37	34	5	48	83	4	0
Minor Totals - 2 yrs		10-6	3.55	35	33	0	0	0	149.2	115	63	59	12	81	169	11	0

RODRIGUEZ, Edmundo - LHP AGE: 19; HT: 5-9; WT: 188; B/T: L/L; BORN: 10/8/03, La Guaira, VZ. SIGNED BY: Hernán Albornoz. RESIDES: Nueva Esparta, VZ. OBTAINED: Signed as a non-drafted free agent on 6/24/22.

Yr	Club	W-L	ERA	G	GS	CG	SHO	SV	IP	H	R	ER	HR	BB	SO	WP	BK
2022	DSL Reds-R	0-0	5.79	4	0	0	0	0	4.2	2	4	3	0	4	7	1	1

RODRIGUEZ, Hector - OF AGE: 19; HT: 5-8; WT: 187; B/T: R/R; BORN: 3/11/04, Santo Domingo, DR. SIGNED BY: Moises de la Mota, Oliver Dominguez (Mets). RESIDES: Santo Domingo, DR. CAREER NOTES: In 2022, Selected by Baseball America as a Rookie Complex All-Star (OF). OBTAINED: Acquired from the NY Mets on 7/28/22 along with RHP Jose Acuna for OF Tyler Naquin and LHP Phillip Diehl...Originally signed with the Mets as a non-drafted free agent on 1/15/21.

Yr	Club	AVG	G	AB	R	H	2B	3B	HR	RBI	SH	SF	HB	BB	SO	SB	CS	OBP	SLG	E
2021	DSL Mets 1-R	.301	42	123	17	37	8	2	3	15	0	2	3	13	17	6	8	.376	.472	13
2022	Daytona-A	.289	13	45	7	13	4	2	0	6	0	0	0	2	10	1	1	.319	.467	1
	St. Lucie-A	.143	2	7	1	1	0	0	0	0	0	0	0	1	0	0	0	.250	.143	0
	ACL Reds-R	.400	7	25	7	10	4	2	0	4	0	0	0	3	0	3	2	.464	.720	1
	FCL Mets-R	.349	27	106	19	37	4	4	3	16	0	1	0	6	10	12	3	.381	.547	2
	Minor Totals - 2 yrs	.320	91	306	51	98	20	10	6	41	0	3	3	25	37	22	14	.374	.510	17

ROGERS, Jack - OF AGE: 23 (Turns 24 on 4/5); HT: 6-0; WT: 197; B/T: L/L; BORN: 4/5/99, Huntsville, TX. SIGNED BY: Leonard Partida. RESIDES: Spring, TX. OBTAINED: Selected in the ninth round of the 2021 First Year Player Draft. PERSONAL: Played collegiately for 4 years at Sam Houston State University (Huntsville, TX) where he was a preseason First-Team All-Southern Conference selection...was a pitcher and infielder at SHSU...Graduated from Klein Collins HS (Spring, TX), the same school attended by former Reds outfielder Tyler Naquin.

Yr	Club	AVG	G	AB	R	H	2B	3B	HR	RBI	SH	SF	HB	BB	SO	SB	CS	OBP	SLG	E
2021	ACL Reds-R	.364	4	11	4	4	1	0	0	1	0	0	0	1	1	3	0	.417	.455	0
	Dayton-A	.188	18	64	10	12	1	1	3	8	0	1	0	3	32	1	0	.221	.375	0
2022	Dayton-A	.097	21	62	9	6	1	1	0	4	0	0	1	12	29	3	2	.253	.145	2
	Daytona-A	.285	72	253	42	72	17	5	10	43	0	1	4	25	104	4	2	.357	.510	6
	Minor Totals - 2 yrs	.241	115	390	65	94	20	7	13	56	0	2	5	41	166	11	4	.320	.428	8

ROJAS, Gilberto - C AGE: 18; HT: 6-0; WT: 215; B/T: R/R; BORN: 1/19/05, Caracas, VZ. SIGNED BY: Hernán Albornoz. RESIDES: Miranda, VZ. OBTAINED: Signed as a non-drafted free agent on 2/5/22.

Yr	Club	AVG	G	AB	R	H	2B	3B	HR	RBI	SH	SF	HB	BB	SO	SB	CS	OBP	SLG	E
2022	DSL Reds-R	.222	15	45	4	10	1	0	0	1	0	0	0	7	8	0	0	.327	.244	2

ROS, Roberto - RHP AGE: 22; HT: 5-8; WT: 185; B/T: R/R; BORN: 9/8/01, Sabana de la Mar, Hato Mayor, DR. SIGNED BY: Felix Romero and Enmanuel Cartagena. RESIDES: Sabana de la Mar, Hato Mayor, DR. OBTAINED: Signed as a non-drafted free agent on 7/2/18.

Yr	Club	W-L	ERA	G	GS	CG	SHO	SV	IP	H	R	ER	HR	BB	SO	WP	BK
2021	DSL Reds-R	5-2	6.93	15	2	0	0	0	24.2	15	22	19	0	36	39	11	0
2022	DSL Reds-R	0-0	13.50	1	0	0	0	0	2.0	3	4	3	0	3	4	3	0
	Minor Totals - 2 yrs	5-2	7.43	16	2	0	0	0	26.2	18	26	22	0	39	43	14	0

ROXBY, Braxton - RHP AGE: 24; HT: 6-2; WT: 231; B/T: R/R; BORN: 3/21/99, Johnstown, PA. SIGNED BY: Jeff Brookens. RESIDES: Windber, PA. OBTAINED: Signed as a non-drafted free agent on 6/15/20. CAREER NOTES: Pitched for the Bourne Braves in the highly-regarded Cape Cod League. PERSONAL: Played collegiately at the University of Pittsburgh Johnstown...Graduated from Windber Area HS (PA). TWITTER: @braxton_roxby.

Yr	Club	W-L	ERA	G	GS	CG	SHO	SV	IP	H	R	ER	HR	BB	SO	WP	BK
2021	Dayton-A	2-2	2.41	25	0	0	0	5	33.2	23	12	9	1	21	53	4	0
	Chattanooga-AA	0-0	15.00	6	0	0	0	0	6.0	14	10	10	2	2	8	0	0
2022	Dayton-A	3-0	4.84	19	0	0	0	3	22.1	20	13	12	0	10	32	3	0
	Minor Totals - 2 yrs	5-2	4.50	50	0	0	0	8	62.0	57	35	31	3	33	93	7	0

RUDD, Carson - RHP AGE: 24; HT: 6-4; WT: 186; B/T: R/R; BORN: 9/17/98, Santa Monica, CA. SIGNED BY: Rich Bordi. RESIDES: Agoura Hills, CA. OBTAINED: Signed as a non-drafted free agent on 9/4/20. PERSONAL: Played collegiately at Stanford University where he was a member of the 2018 Pac-12 championship team...Graduated from Oaks Christian School (CA) where he was a 4-year member of the honor roll...Named 2016 Ventura County Pitcher of the Year...His mother, Nadeane was a swimmer for the University of British Columbia.

Yr	Club	W-L	ERA	G	GS	CG	SHO	SV	IP	H	R	ER	HR	BB	SO	WP	BK
2021	Daytona-A	1-3	4.02	6	3	0	0	0	15.2	14	13	7	1	6	23	3	0
	ACL Reds-R	0-0	40.50	1	1	0	0	0	0.2	1	3	3	1	3	2	0	0
2022	Dayton-A	1-4	8.88	20	0	0	0	3	24.1	26	26	24	9	14	33	1	0
	Daytona-A	2-1	2.77	8	3	0	0	0	26.0	12	9	8	1	16	38	2	0
	Minor Totals - 2 yrs	4-8	5.67	35	7	0	0	3	66.2	53	51	42	12	39	96	6	0

SALAZAR, Eduardo - RHP AGE: 24; HT: 6-0; WT: 203; B/T: R/R; BORN: 5/5/98, Cumana, VZ. SIGNED BY: Richard Jimenez. RESIDES: Cumana, VZ. OBTAINED: Signed as a non-drafted free agent on 3/4/17. CAREER NOTES: In 2022, ranked among all Reds minor league pitchers with 27 starts (T1st), 125.2 innings pitched (2nd), 6 wins (T5th), 111 strikeouts (T8th)...in 2021, named High-A Central Pitcher of the Week for 8/26-8/22...ranked among all Reds minor league pitchers in WHIP (1.15, 1st), OPP AVG (.222, T1st), ERA (3.49, 2nd), GS (20, T4th), K (109, 6th) and IP (101, 6th).

Yr	Club	W-L	ERA	G	GS	CG	SHO	SV	IP	H	R	ER	HR	BB	SO	WP	BK
2017	DSL Rojos-R	4-4	2.70	12	12	0	0	0	60.0	54	22	18	1	10	47	1	2
2018	AZL Reds-R	0-1	5.29	7	6	0	0	0	17.0	17	12	10	3	6	15	2	0
	Greenville-R	2-0	6.57	4	0	0	0	0	12.1	10	9	9	2	6	11	0	1
2019	Dayton-A	6-3	3.81	35	11	0	0	0	106.1	105	52	45	9	36	81	8	4
2021	Chattanooga-AA	0-1	6.00	1	1	0	0	0	3.0	5	4	2	0	1	2	0	0
	Daytona-A	4-5	3.49	19	19	1	1	0	98.0	81	43	38	6	32	107	4	2
2022	Chattanooga-AA	6-10	5.16	27	27	0	0	0	125.2	130	78	72	11	64	111	14	6
	Minor Totals - 5 yrs	22-24	4.13	105	76	1	1	0	422.1	402	220	194	32	155	374	29	15

SALAZAR, Martin - RHP AGE: 22; HT: 6-1; WT: 272; B/T: R/R; BORN: 5/27/00, Puerto Cabello, VZ. **SIGNED BY:** Ricardo Quintero, Richard Castro. **RESIDES:** Puerto Cabello, VZ. **OBTAINED:** Signed as a non-drafted free agent on 12/29/18.

Yr	Club	W-L	ERA	G	GS	CG	SHO	SV	IP	H	R	ER	HR	BB	SO	WP	BK
2019	DSL Reds-R	5-1	2.93	14	14	0	0	0	58.1	57	27	19	3	10	55	4	2
2021	ACL Reds-R	0-0	5.94	12	6	0	0	0	33.1	41	27	22	4	13	35	2	0
2022	ACL Reds-R	0-1	9.82	2	2	0	0	0	7.1	10	9	8	1	0	9	0	0
Minor Totals - 3 yrs		5-2	4.45	28	22	0	0	0	99.0	108	63	49	8	23	99	6	2

SALCEDO, Andruw - C AGE: 20; HT: 5-8; WT: 221; B/T: S/R; BORN: 9/29/02, Sincelajo, Sucre, Colombia. **SIGNED BY:** Jose Valdelamar, Trey Hendricks. **RESIDES:** Sincelajo, Sucre, Colombia. **OBTAINED:** Signed as a non-drafted free agent on 7/4/19. **CAREER NOTES:** In 2021, recognized by Baseball America as a complex league all-star.

Yr	Club	AVG	G	AB	R	H	2B	3B	HR	RBI	SH	SF	HB	BB	SO	SB	CS	OBP	SLG	E
2021	ACL Reds-R	.362	31	94	15	34	5	0	4	11	0	0	5	12	30	0	0	.459	.543	6
2022	Daytona-A	.154	11	26	4	4	0	0	0	4	0	0	0	5	11	0	0	.290	.154	0
2022	ACL Reds-R	.213	28	80	8	17	2	0	0	6	0	1	2	12	24	0	0	.326	.238	4
Minor Totals - 2 yrs		.275	70	200	27	55	7	0	4	21	0	1	7	29	65	0	0	.384	.370	10

SALINAS, Ricky - RHP PRONUNCIATION: suh-LEEN-us. AGE: 27; HT: 6-1; WT: 225; B/T: R/R; BORN: 3/26/96, Houston, TX. **SIGNED BY:** Charlie Aliano. **RESIDES:** Houston, TX. **OBTAINED:** Selected in the 25th round of the 2018 First-Year Player Draft. **CAREER NOTES:** In 2019, named Reds Minor League Player of the Month for June. **PERSONAL:** Played collegiately at Rice...Graduated from Northshore HS (Houston, TX), the same school attended by former big leaguer Brian Bohanon, and The Who keyboardist John Bunbrick. **TWITTER:** @Ricky_Salinas21.

Yr	Club	W-L	ERA	G	GS	CG	SHO	SV	IP	H	R	ER	HR	BB	SO	WP	BK
2018	Billings-R	2-2	4.53	14	14	0	0	0	55.2	64	32	28	9	15	59	11	0
2019	Dayton-A	4-3	4.13	15	15	0	0	0	72.0	70	39	33	7	28	67	8	0
2021	Dayton-A	1-0	4.32	3	1	0	0	0	8.1	4	4	4	1	5	13	3	0
	Chattanooga-AA	5-7	4.76	17	17	0	0	0	75.2	82	51	40	12	32	88	8	2
2022	Chattanooga-AA	5-4	5.60	31	2	0	0	1	70.2	73	48	44	10	47	59	9	1
Minor Totals - 4 yrs		17-16	4.75	80	49	0	0	1	282.1	293	174	149	39	127	286	39	3

SANCHEZ, Carlos - OF AGE: 18; HT: 6-0; WT: 180; B/T: L/R; BORN: 1/12/05, Santo Domingo, DR. **SIGNED BY:** Jose Diaz & Enmanuel Cartagena. **RESIDES:** Santo Domingo, DR. **OBTAINED:** Signed as an international free agent on 1/15/22. **CAREER NOTES:** In 2022, made his pro debut by finishing among Dominican Summer League leaders in OBP (.505, 1st) and BA (.355, 3rd).

Yr	Club	AVG	G	AB	R	H	2B	3B	HR	RBI	SH	SF	HB	BB	SO	SB	CS	OBP	SLG	E
2022	DSL Reds-R	.355	46	138	42	49	4	1	2	26	0	1	3	40	28	14	4	.505	.442	13

SANDRIDGE, Jayvien - LHP AGE: 24; HT: 6-3; WT: 241; B/T: L/L; BORN: 2/11/99, Hagerstown, MD. **SIGNED BY:** Nathan Showalter & Hendrik Hertz (Orioles). **RESIDES:** Hagerstown, MD. **OBTAINED:** Signed as a minor league free agent on 6/9/21. **CAREER NOTES:** In 2021, signed with the Reds on 6/9 after being released by the Orioles on 5/20...in 2018, selected by the Orioles in the 32nd round of the First-Year Player Draft. **PERSONAL:** Played at Lynn University (Boca Raton, FL)...graduated from Mercurius Academy (PA), the same school attended by actors Jimmy Stewart and Benicio del Toro, broadcaster Rebecca Lowe and Nobel Prize winner Burton Richter.

Yr	Club	W-L	ERA	G	GS	CG	SHO	SV	IP	H	R	ER	HR	BB	SO	WP	BK
2018	GCL Orioles-R	3-0	2.00	15	0	0	0	0	18.0	10	7	4	1	12	18	2	0
2019	GCL Orioles-R	1-0	5.54	11	0	0	0	0	13.0	13	14	8	2	13	19	6	0
2021	ACL Reds-R	0-3	7.00	7	0	0	0	0	9.0	6	11	7	1	8	12	4	0
2022	Dayton-A	1-1	5.63	11	0	0	0	0	16.0	7	10	10	0	17	24	1	2
	Daytona-A	0-1	1.46	17	0	0	0	3	24.2	12	9	4	0	18	43	11	2
Minor Totals - 4 yrs		5-5	3.68	61	0	0	0	3	80.2	48	51	33	4	68	116	24	4

SCEROLER, Mac - RHP PRONUNCIATION: suh-ROLL-er. AGE: 27 (turns 28 on 4/9); HT: 6-3; WT: 214; B/T: R/R; BORN: 4/9/95, Baton Rouge, LA. **SIGNED BY:** Jimmy Moran (Reds). **RESIDES:** Denham Springs, LA. **OBTAINED:** Returned to the Reds as a Rule 5 selection from the Orioles on 6/25/21. **CAREER NOTES:** In 2021, made his Major League debut...appeared in his first big league game on 4/5 in the 7-0 Orioles loss at Yankee Stadium (2.2ip, 2bb, 4k)...retired his first 5 Major League batters that day (Giancarlo Stanton flyout, Gleyber Torres flyout, Gary Sanchez strikeout, Jay Bruce strikeout, Gio Urshela flyout)...returned to the Reds organization on 6/25 and was assigned to AA-Chattanooga...in 2020, selected by Baltimore in the Major League phase of the Rule 5 Draft on 12/10...in 2019, led the Florida State League and finished third in the Reds organization with 127 strikeouts...in 2018, limited to 18 apps due to injury (back strain)...in 2017, selected by the Reds in the fifth round of the First-Year Player Draft. **PERSONAL:** Played at Southeastern Louisiana University where he was a member of the Southland Conference Commissioner's Honor Roll...graduated from Denham Springs HS (Denham Springs, LA)...his uncle, Ben McDonald, is a former No. 1-overall pick and pitched for Bal and Mil...another uncle, Brett Laxton, earned a complete-game victory over Wichita State in the 1993 College World Series title game. **TWITTER:** @MacSceroler1017.

Yr	Club	W-L	ERA	G	GS	CG	SHO	SV	IP	H	R	ER	HR	BB	SO	WP	BK	
2017	Billings-R	0-4	3.26	12	9	0	0	0	38.2	37	25	14	3	16	44	3	0	
2018	Dayton-A	2-6	6.00	11	11	0	0	0	54.0	63	42	36	6	24	47	5	0	
	Billings-R	2-2	3.07	7	7	0	0	0	29.1	31	19	10	4	6	34	3	0	
2019	Daytona-A	5-4	3.69	26	20	0	0	0	117.0	101	54	48	13	29	127	11	0	
2021	BALTIMORE	0-0	14.09	5	0	0	0	0	7.2	15	15	12	6	7	11	1	0	
	Chattanooga-AA	1-4	8.42	10	7	0	0	0	36.1	48	39	34	7	11	38	6	0	
	Norfolk-AAA	0-0	16.62	2	2	0	0	0	4.1	8	8	8	2	2	10	0	0	
2022	(Did Not Pitch - Injured)																	
Major Totals		0-0	14.09	5	0	0	0	0	7.2	15	15	12	6	7	11	1	0	
Minor Totals - 5 yrs		10-20	4.83	68	56	0	0	0	279.2	288	187	150	35	88	300	28	0	

SERRANO, Jose - INF AGE: 19; HT: 5-9; WT: 193; B/T: R/R; BORN: 10/14/03, San Fernando Apure, VZ. **SIGNED BY:** Ricardo Quintero, Richard Castro, Richard Jimenez. **OBTAINED:** Signed as an international free agent on 1/15/21.

Yr	Club	AVG	G	AB	R	H	2B	3B	HR	RBI	SH	SF	HB	BB	SO	SB	CS	OBP	SLG	E
2021	DSL Reds-R	.287	35	115	15	33	6	4	0	15	0	0	0	12	26	2	1	.354	.409	6
2022	ACL Reds-R	.244	32	86	14	21	4	0	1	12	0	0	1	13	35	1	0	.350	.326	7
Minor Totals - 2 yrs		.269	67	201	29	54	10	4	1	27	0	0	1	25	61	3	1	.352	.373	13

SERWINOWSKI, Adam - LHP AGE: 18; HT: 6-5; WT: 191; B/T: L/L; BORN: 6/7/04, Greenville, SC. **SIGNED BY:** Charlie Aliano. **RESIDES:** Taylors, SC. **OBTAINED:** Selected in the 15th round of the 2022 First-Year Player Draft. **PERSONAL:** Graduated from Eastside HS (Taylors, SC).

Yr	Club	W-L	ERA	G	GS	CG	SHO	SV	IP	H	R	ER	HR	BB	SO	WP	BK
2022	ACL Reds-R	0-0	0.00	1	0	0	0	0	1.0	1	0	0	0	0	1	1	0

SIKORSKI, Easton - RHP AGE: 23; HT: 6-0; WT: 221; B/T: R/R; BORN: 1/12/00, Detroit, MI. **SIGNED BY:** Tyler Gibbons. **RESIDES:** Fraser, MI. **OBTAINED:** Selected in the 17th round of the 2022 First-Year Player Draft. **PERSONAL:** Played collegiately at Western Michigan University, where he was a two-time Academic All MAC...in 2020, he became the first WMU pitcher since 1989 to earn a win over a PAC-12 school (USC)...Graduated from De La Salle HS (Warren, MI)...His father, Brian is a scout for the Texas Rangers after pitching in the majors from 2000-2006 with Texas, San Diego, and Cleveland.

Yr	Club	W-L	ERA	G	GS	CG	SHO	SV	IP	H	R	ER	HR	BB	SO	WP	BK
2022	ACL Reds-R	0-0	0.00	2	0	0	0	0	2.0	1	0	0	0	0	5	1	0

SORIANO, Yeycol - OF AGE: 17; HT: 6-0; WT: 150; B/T: L/L; BORN: 9/3/05, San Pedro de Macoris, DR. **SIGNED BY:** Enmanuel Cartagena, Matt Gaski. **RESIDES:** San Pedro de Macoris, DR. **OBTAINED:** Signed as an international free agent on 1/16/23. **CAREER NOTES:** 2023 will be his first professional season.

SPIERS, Carson - RHP AGE: 25; HT: 6-3; WT: 215; B/T: R/R; BORN: 11/11/97, Greenville, SC. **SIGNED BY:** Charles Aliano. **RESIDES:** Greenville, SC. **OBTAINED:** Signed as a non-drafted free agent on 6/21/20. **CAREER NOTES:** In 2022, ranked among all Reds minor league pitchers with 121.2 innings pitched (4th), 23 starts (T5th), and 105 strikeouts (10th)...in 2021, twice was selected High-A Pitcher of the Week (6/7-13 & 7/19-25)...Ranked among all Reds minor league pitchers with 130 K (2nd), 111.2 IP (2nd), 8 W (T4th) and 20 GS (T4th). **PERSONAL:** Played collegiately at Clemson where he was an ACC Academic Honor Roll member...graduated from Clemson in May 2020 with a degree in management...Graduated from Greenville HS (SC) where in addition to starring on the baseball team, he also set school records as a quarterback on the football team...His uncle is Bill Spiers, who was drafted in the first round by the Brewers in 1987 and played 13 major league seasons. **TWITTER:** @carson_spiers.

Yr	Club	W-L	ERA	G	GS	CG	SHO	SV	IP	H	R	ER	HR	BB	SO	WP	BK
2021	Daytona-A	2-0	3.18	5	4	0	0	1	22.2	19	8	8	1	5	27	1	0
	Dayton-A	6-4	3.64	20	16	0	0	0	89.0	68	39	36	8	29	103	6	2
2022	Louisville-AAA	2-1	7.41	5	1	0	0	0	17.0	26	16	14	3	6	15	0	0
	Chattanooga-AA	2-5	4.99	22	22	0	0	0	104.2	114	66	58	24	39	90	3	0
Minor Totals - 2 yrs		12-10	4.47	52	43	0	0	1	233.1	227	129	116	36	79	235	10	2

STEIGER, Gus - INF AGE: 23; HT: 5-8; WT: 176; B/T: R/R; BORN: 4/20/99, Brainerd, MN. **SIGNED BY:** Andy Stack. **RESIDES:** Spring Park, MN. **OBTAINED:** Signed as a non-drafted free agent on 6/25/20. **PERSONAL:** Played collegiately at South Dakota State where he was a two-time all-Summit League selection...Graduated from Minnetonka HS, the same school attended by former Reds pitcher Jim Brower. **TWITTER:** @GusSteiger.

Yr	Club	AVG	G	AB	R	H	2B	3B	HR	RBI	SH	SF	HB	BB	SO	SB	CS	OBP	SLG	E
2021	ACL Reds-R	.240	8	25	4	6	3	0	0	3	0	2	0	0	0	0	0	0.296	.360	1
	Daytona-A	.213	68	216	27	46	6	0	1	24	2	1	0	31	64	14	6	.310	.255	9
2022	Daytona-A	.287	34	122	21	35	7	1	0	12	1	0	1	13	32	12	3	.360	.361	3
Minor Totals - 2 yrs		.240	110	363	52	87	16	1	1	39	3	1	3	44	100	29	9	.326	.298	13

STEWART, Sal - 3B AGE: 19; HT: 6-1; WT: 226; B/T: R/R; BORN: 12/7/03, Miami, FL. **SIGNED BY:** Andrew Fabian. **RESIDES:** Miami, FL. **OBTAINED:** Selected in the first round (32nd overall) of the 2022 First-Year Draft as a compensation pick. **CAREER NOTES:** Enters the 2023 season as the Reds' No.8 prospect per Baseball America. In 2022, rated by MLB.com (8th) and Baseball America (13th) as one of the top prospects in the Reds system. **PERSONAL:** Graduated from Westminster Christian HS (Miami, FL), the same school that produced major leaguers Alex Rodriguez, J.P. Arenchibia, Mickey Lopez, Doug Mientkiewicz, Dan Perkins, MJ Melendez, and actor Oscar Isaac.

Yr	Club	AVG	G	AB	R	H	2B	3B	HR	RBI	SH	SF	HB	BB	SO	SB	CS	OBP	SLG	E
2022	ACL Reds-R	.292	8	24	5	7	4	0	0	5	0	0	0	4	5	0	0	.393	.458	2

STOCKTON, Spencer - RHP AGE: 26 (Turns 27 on 4/24); HT: 6-3; WT: 219; B/T: S/R; BORN: 4/24/96, Bronxville, NY. **SIGNED BY:** Greg Baker. **RESIDES:** Wellington, FL. **OBTAINED:** Signed as a non-drafted free agent on 7/11/19. **CAREER NOTES:** In 2022, named Southern League Player of the Week for 7/25-7/31...in 2019, named Reds Minor League Pitcher of the Month for August...Had the lowest WHIP (0.86) and lowest ERA (2.06) among all qualified Reds minor leaguers. **PERSONAL:** Played collegiately at Jacksonville University...Graduated from Wellington HS (FL)...His father (Dick) was a world-class tennis professional owning 8 career titles and reaching No. 8 in the world in 1977. **TWITTER:** @Sr14stockton.

Yr	Club	W-L	ERA	G	GS	CG	SHO	SV	IP	H	R	ER	HR	BB	SO	WP	BK
2019	AZL Reds-R	3-1	2.14	6	4	0	0	0	33.2	31	10	8	0	5	41	0	0
	Greenville-R	2-1	1.96	4	3	0	0	0	23.0	10	5	2	3	28	0	0	
2021	Dayton-A	4-3	5.63	26	9	0	0	0	72.0	71	49	45	8	26	74	3	0
2022	Chattanooga-AA	3-3	4.04	25	1	0	0	0	49.0	42	25	22	6	22	51	1	0
	Dayton-A	3-0	1.76	7	1	0	0	0	15.1	11	3	3	0	3	17	0	0
Minor Totals - 3 yrs		15-8	3.87	68	18	0	0	0	193.0	165	92	83	16	59	211	4	0

TALavera, Enmanuel - RHP AGE: 17; HT: 6-2; WT: 170; B/T: R/R; BORN: 10/7/05, Barcelona, VZ. **SIGNED BY:** Ricardo Quintero, Hernán Albornoz. **RESIDES:** Carabobo, VZ. **OBTAINED:** Signed as an international free agent on 1/15/23. **CAREER NOTES:** 2023 will be his first professional season.

TANNER, Logan - C AGE: 22; HT: 6-0; WT: 228; B/T: R/R; BORN: 11/10/00, Hattiesburg, MS. **SIGNED BY:** Jonathan Reynolds. **RESIDES:** Brentwood, TN. **OBTAINED:** Selected in the second round (55th overall) of the 2022 First-Year Player Draft. **CAREER NOTES:** Enters the 2023 season as the Best Defensive Catcher in the Reds organization per Baseball America. In 2022, rated by MLB.com (13th) and Baseball America (18th) as one of the top prospects in the Reds' system. **PERSONAL:** Played collegiately at Mississippi State, where he helped lead the Bulldogs to the 2021 national championship (.287/.383/.525, 15hr)...as a junior in 2022, named Second Team All-SEC and SEC All-Defensive Team...Graduated from George County HS (Lucedale, MS), where he helped lead his team to a pair of South State championships...Played for USA Baseball's Collegiate National Team in 2021...His mother, Dalenah played softball for Southern Miss and was a member of the only 2 teams in the program's history to make the Women's College World Series ('99 & '00).

Yr	Club	AVG	G	AB	R	H	2B	3B	HR	RBI	SH	SF	HB	BB	SO	SB	CS	OBP	SLG	E
2022	Daytona-A	.211	16	57	9	12	3	0	1	7	0	1	0	12	20	1	0	.343	.316	3
	ACL Reds-R	.000	1	3	0	0	0	0	0	0	0	0	0	0	2	0	0	.000	.000	0
Minor Totals - 1 yr		.200	17	60	9	12	3	0	1	7	0	1	0	12	22	1	0	.329	.300	3

THOMPSON, Justice - OF AGE: 22; HT: 6-4; WT: 210; B/T: R/R; BORN: 7/8/00, Tampa, FL. **SIGNED BY:** Charles Aliano. **RESIDES:** Winter Haven, FL. **OBTAINED:** Selected in the sixth round of the 2021 First Year Player Draft. **CAREER NOTES:** In 2022, ranked among all Reds minor leaguer leaders with 53 walks (5th), 23 steals (7th) and a .361 OBP (8th)...in 2021, rated by MLB.com (28th) and Baseball America (30th) as one of the top prospects in the Reds organization. **PERSONAL:** Played collegiately at the University of North Carolina and Northwest Florida State College...Graduated from King HS (Tampa, FL), the same school that produced baseball players Derek Bell, Tim Crews, Ty Griffin, Jim Morrison and Calvin Pickering...His father, David, played football for the University of South Florida.

Yr	Club	AVG	G	AB	R	H	2B	3B	HR	RBI	SH	SF	HB	BB	SO	SB	CS	OBP	SLG	E
2021	ACL Reds-R	.316	7	19	4	6	2	1	0	3	0	0	1	3	5	1	1	.435	.526	0
	Daytona-A	.217	21	69	6	15	2	0	2	9	1	0	0	13	23	1	0	.341	.333	1
2022	Daytona-A	.247	90	291	45	72	15	2	7	34	0	1	5	49	117	20	7	.364	.385	4
	Daytona-A	.257	9	35	3	9	1	0	0	0	0	0	0	4	17	3	1	.333	.286	0
Minor Totals - 2 yrs		.246	127	414	58	102	20	3	9	46	1	1	6	69	162	25	9	.361	.374	5

TIMPANELLI, Vincent - RHP AGE: 24; HT: 6-2; WT: 227; B/T: R/R; BORN: 10/2/98, Staten Island, NY. **SIGNED BY:** Lee Seras. **RESIDES:** Staten Island, NY. **OBTAINED:** Signed as a non-drafted free agent on 8/18/20. **CAREER NOTES:** In 2023, was on the 2023 World Baseball Classic provisional roster for Team Italy...in 2021, led all Reds minor league pitchers with 14 saves while finishing T6th with 37 apps. **PERSONAL:** Played collegiately at Ramapo College (NJ) and Saint Thomas Aquinas College (Sparkill, NY)...Was primarily a catcher in college as he made just 1 collegiate appearance on the mound...Graduated from Totenville HS (Staten Island), the same school attended by Pete Davidson and Jason Marquis.

Yr	Club	W-L	ERA	G	GS	CG	SHO	SV	IP	H	R	ER	HR	BB	SO	WP	BK
2021	Daytona-A	0-1	1.82	20	0	0	0	9	24.2	7	6	5	0	17	41	6	0
	Daytona-A	0-0	4.35	17	0	0	0	5	20.2	8	12	10	3	13	35	3	1
2022	Chattanooga-AA	0-0	7.00	11	0	0	0	0	18.0	20	16	14	4	21	25	2	0
	Daytona-A	1-1	3.94	21	0	0	0	2	29.2	22	17	13	3	19	54	2	0
Minor Totals - 2 yrs		1-2	4.06	69	0	0	0	16	93.0	57	51	42	10	70	155	13	1

TORRES, Jesus - OF AGE: 20; HT: 6-0; WT: 188; B/T: R/R; BORN: 10/2/02, Los Teques, Miranda, VZ. **SIGNED BY:** Aguido Gonzalez, Richard Castro. **RESIDES:** Los Teques, Miranda, VZ. **OBTAINED:** Signed as a non-drafted free agent on 7/8/19.

Yr	Club	AVG	G	AB	R	H	2B	3B	HR	RBI	SH	SF	HB	BB	SO	SB	CS	OBP	SLG	E
2021	DSL Reds-R	.286	25	70	15	20	1	1	0	14	0	0	1	4	17	4	2	.333	.329	1
2022	DSL Reds-R	.262	35	103	18	27	8	2	1	17	0	2	9	5	35	9	1	.345	.408	1
Minor Totals - 2 yrs		.272	60	173	33	47	9	3	1	31	0	2	10	9	52	13	3	.340	.376	2

TORRES, Jose - SS AGE: 23; HT: 5-9; WT: 172; B/T: R/R; BORN: 9/28/99, Guayubin, DR. **SIGNED BY:** Charles Aliano. **RESIDES:** Baltimore, MD. **OBTAINED:** Selected in the third round of the 2021 First Year Player Draft. **CAREER NOTES:** In 2022, ranked by Baseball America (12th) and MLB.com (23rd) as one of the top prospects in the Reds' system...in 2021, rated by MLB.com (22nd) and Baseball America (26th) as one of the top prospects in the Reds system...Named Low-A Southeast League Player of the Month for September...was league's Offensive Player of the Week for 9/13-9/19. **PERSONAL:** Played collegiately at North Carolina State University, where in 2021, was selected as a First-Team All-ACC and Freshman All-ACC...named 2021 preseason All-American by D1 Baseball...Graduated from Calvert Hall HS (Towson, MD), the same school attended by Mel Kiper Jr, Adrian Amos, Dave Boswell, Lawrence Cager, Juan Dixon, Duane Ferrell and Gary Neal...originally drafted by the Brewers in 2019 (24th round) but did not sign.

Yr	Club	AVG	G	AB	R	H	2B	3B	HR	RBI	SH	SF	HB	BB	SO	SB	CS	OBP	SLG	E
2021	ACL Reds-R	.300	3	10	3	3	0	1	1	2	0	0	0	2	2	1	0	.417	.800	0
	Daytona-A	.337	25	95	15	32	4	3	4	17	0	3	1	8	17	6	2	.383	.568	2
2022	Daytona-A	.234	107	397	53	93	14	2	13	46	0	7	4	28	116	26	4	.287	.378	13
Minor Totals - 2 yrs		.255	135	502	71	128	18	6	18	65	0	10	5	38	135	33	6	.308	.422	15

TORRES, Rafhlmil - SS AGE: 17; HT: 5-11; WT: 150; B/T: S/R; BORN: 9/5/05, Maracay, VZ. **SIGNED BY:** Aguido Gonzalez, Hernán Albornoz. **RESIDES:** Aragua, VZ. **OBTAINED:** Signed as an international free agent on 1/15/23. **CAREER NOTES:** 2023 will be his first professional season.

TRAUTWEIN, Michael - C AGE: 23; HT: 6-0; WT: 199; B/T: L/R; BORN: 9/13/99, Johns Creek, GA. **SIGNED BY:** Andy Stack. **RESIDES:** Johns Creek, GA. **OBTAINED:** Selected in the 13th round of the 2021 First Year Player Draft. **PERSONAL:** Played collegiately at Northwestern University...Graduated from Northview HS (Duluth, GA)...His father, John Trautwein, played for the Boston Red Sox in 1988.

Yr	Club	AVG	G	AB	R	H	2B	3B	HR	RBI	SH	SF	HB	BB	SO	SB	CS	OBP	SLG	E
2021	ACL Reds-R	.000	3	4	0	0	0	0	0	1	0	0	0	2	2	0	0	.333	.000	0
	Daytona-A	.200	11	30	2	6	2	0	0	2	0	0	1	3	13	2	1	.294	.267	0
2022	Daytona-A	.152	29	79	7	12	1	0	0	8	0	1	1	8	33	0	0	.236	.165	0
	Daytona-A	.240	11	25	2	6	0	0	2	5	0	0	2	11	0	0	0	.296	.480	0
Minor Totals - 2 yrs		.174	54	138	11	24	3	0	2	16	0	1	2	15	59	2	1	.263	.239	0

TRIANA, Michel - INF AGE: 23; HT: 6-3; WT: 242; B/T: L/R; BORN: 11/23/99, Cifuentes, Villa Clara, Cuba. **SIGNED BY:** Cincinnati Reds International Scouting Department. **OBTAINED:** Signed on 7/2/19. **CAREER NOTES:** Entered the 2021 season rated by Baseball America (20th) and MLB.com (25th) as one of the top prospects in the Reds system.

Yr	Club	AVG	G	AB	R	H	2B	3B	HR	RBI	SH	SF	HB	BB	SO	SB	CS	OBP	SLG	E
2021	Daytona-A	.227	49	172	23	39	11	1	2	23	0	2	6	14	66	3	3	.304	.337	6
2022	Daytona-A	.213	25	94	19	20	4	2	7	19	0	1	2	7	34	2	0	.279	.521	2
	Daytona-A	.201	82	288	33	58	9	4	7	33	1	3	8	30	97	10	4	.292	.333	8
Minor Totals - 2 yrs		.211	156	554	75	117	24	7	16	75	1	6	16	51	197	15	7	.293	.366	16

URBÁEZ, Francisco - INF AGE: 25; HT: 5-8; WT: 209; B/T: R/R; BORN: 10/13/97, Santo Domingo, DR. **SIGNED BY:** Andrew Fabian. **RESIDES:** Santo Domingo, DR. **OBTAINED:** Signed as a non-drafted free agent on 6/25/20.

Yr	Club	AVG	G	AB	R	H	2B	3B	HR	RBI	SH	SF	HB	BB	SO	SB	CS	OBP	SLG	E
2021	Chattanooga-AA	.200	14	40	3	8	2	1	0	3	0	0	2	6	5	0	0	.333	.300	1
	Daytona-A	.333	67	246	40	82	16	1	4	29	1	0	6	32	44	3	1	.423	.455	7
	Louisville-AAA	.231	14	52	6	12	4	0	0	4	0	0	0	3	8	0	0	.273	.308	3
2022	Chattanooga-AA	.280	46	164	30	46	11	1	3	22	0	1	1	21	31	2	1	.364	.415	6
Minor Totals - 2 yrs		.295	141	502	79	148	33	3	7	58	1	1	9	62	88	5	2	.382	.414	17



VALDEZ, Malvin - OF AGE: 19; HT: 6-1; WT: 195; B/T: R/R; BORN: 10/14/03, Santo Domingo, DR. **SIGNED BY:** Cincinnati Reds International Scouting Department. **RESIDES:** Santo Domingo, DR. **OBTAINED:** Signed as an international free agent on 1/15/21. **CAREER NOTES:** In 2021, rated by MLB.com (20th) and Baseball America (18th) as one of the top prospects in the Reds system.

Yr	Club	AVG	G	AB	R	H	2B	3B	HR	RBI	SH	SF	HB	BB	SO	SB	CS	OBP	SLG	E
2021	DSL Reds-R	.218	51	170	32	37	7	3	3	21	0	2	4	36	73	25	5	.363	.347	2
2022	ACL Reds-R	.219	39	114	23	35	3	2	1	11	0	0	4	16	38	10	1	.336	.307	5
Minor Totals - 2 yrs		.218	90	284	55	62	10	5	4	32	0	2	8	52	111	35	6	.353	.331	7

VALENCIA, Anthuan - SS AGE: 18; HT: 5-8; WT: 176; B/T: R/R; BORN: 10/14/04, Puerto Ordaz, Bolivar, VZ. **SIGNED BY:** Cincinnati Reds International Scouting Department. **RESIDES:** Puerto Ordaz, VZ. **OBTAINED:** Signed as an international free agent on 1/15/22. **CAREER NOTES:** Rated by MLB.com (32nd) and Baseball America (45th) as one of the top prospects in the 2022 international signing class. **PERSONAL:** Nickname is "El Capitán" due to his leadership skills.

Yr	Club	AVG	G	AB	R	H	2B	3B	HR	RBI	SH	SF	HB	BB	SO	SB	CS	OBP	SLG	E
2022	DSL Reds-R	.150	39	120	24	18	1	0	0	14	0	2	3	31	32	8	2	.333	.158	6

VELASQUEZ, Javier - OF AGE: 20; HT: 6-1; WT: 206; B/T: S/R; BORN: 10/1/02, Caracas, VZ. **SIGNED BY:** Aguido Gonzalez, Ricardo Quintero and Hernan Albomoz. **RESIDES:** Caracas, VZ. **OBTAINED:** Signed as a non-drafted free agent on 7/13/21.

Yr	Club	AVG	G	AB	R	H	2B	3B	HR	RBI	SH	SF	HB	BB	SO	SB	CS	OBP	SLG	E
2022	DSL Reds-R	.154	11	26	2	4	0	0	0	1	0	0	0	3	6	0	1	.241	.154	0

VASQUEZ, Andre - RHP AGE: 17; HT: 6-2; WT: 175; B/T: R/R; BORN: 12/27/05, Neyba, DR. **SIGNED BY:** Jose Diaz, Enmanuel Cartagena. **RESIDES:** Santo Domingo, DR. **OBTAINED:** Signed as an international free agent on 1/16/23. **CAREER NOTES:** 2023 will be his first professional season.

VELLOJÍN, Daniel - C AGE: 23; HT: 5-9; WT: 202; B/T: S/R; BORN: 3/5/00, Cartagena, Colombia. **SIGNED BY:** Jose Valdelamar. **RESIDES:** Cartagena, Colombia. **OBTAINED:** Signed as a non-drafted free agent on 1/5/18. **CAREER NOTES:** In 2022, rated by Baseball America as the Reds' no. 19 prospect... Entered the season as the Best Defensive Catcher in the Reds organization per Baseball America... Following the season was selected by MLB.com as an Organization All-Star (C)...in 2021, rated by MLB.com (19th) as one of the top prospects in the Reds system. Named an Organization All-Star per MLB.com...in 2019, ranked among all Reds farmhands in several offensive categories, including on-base pct (.444, 2nd), batting average (.314, 3rd) and OPS (.896, 4th).

Yr	Club	AVG	G	AB	R	H	2B	3B	HR	RBI	SH	SF	HB	BB	SO	SB	CS	OBP	SLG	E
2018	DSL Reds-R	.198	38	131	20	26	4	2	2	21	0	1	2	26	30	3	2	.338	.305	10
2019	DSL Reds-R	.314	51	175	40	55	9	3	3	42	0	0	10	31	24	8	5	.444	.451	11
2021	Daytona-A	.247	88	283	56	70	21	1	7	34	0	4	3	72	73	5	3	401	.403	10
2022	Chattanooga-AA	.191	29	94	12	18	2	1	4	14	2	0	0	16	34	0	1	.309	.362	5
	Daytona-A	.271	21	70	10	19	2	0	5	10	0	0	1	13	24	0	2	.393	.514	4
	Daytona-A	.129	20	62	7	8	0	0	1	4	0	0	0	13	21	3	1	.280	.177	4
Minor Totals - 4 yrs		.240	247	815	145	196	38	7	22	125	2	5	16	171	206	19	14	.380	.385	44

VILLA, Sergio - RHP AGE: 17; HT: 6-2; WT: 155; B/T: R/R; BORN: 10/20/05, Arjona, Colombia. **SIGNED BY:** Jose Valdelamar, Hernán Albomoz. **RESIDES:** Arjona, Colombia. **OBTAINED:** Signed as an international free agent on 1/15/23. **CAREER NOTES:** 2023 will be his first professional season.

WALMSLEY, Ben - LHP AGE: 18; HT: 5-9; WT: 199; B/T: L/L; BORN: 12/2/04, Nambour, Queensland, Australia. **SIGNED BY:** Matt Everingham & Boomer Prinstein. **RESIDES:** Bridgeman Downs, Queensland, Australia. **OBTAINED:** Signed as an international free agent on 1/15/22.

Yr	Club	W-L	ERA	G	GS	CG	SHO	SV	IP	H	R	ER	HR	BB	SO	WP	BK
2022	ACL Reds-R	0-4	6.10	11	7	0	0	0	20.2	25	15	14	0	10	24	5	0

WONG, Jake - RHP AGE: 26; HT: 6-2; WT: 224; B/T: R/R; BORN: 9/3/96, Aurora, CO. **SIGNED BY:** Chuck Hensley (Giants). **RESIDES:** Chandler, AZ. **OBTAINED:** Acquired by the Giants on 12/13/22 as the player to be named later in the 12/7/22 trade that sent Rule 5 pick OF/C Blake Sabol to SF in exchange for PTBNL and cash. **CAREER NOTES:** Selected by the Giants in the third round of the 2018 First-Year Player Draft. In 2021, missed the season after undergoing elbow surgery...in 2019, was named the SAL Pitcher of the Week for May 5-12. **College:** Played three seasons at Grand Canyon University...was GCU's highest draft pick since Tim Salmon (1989)...gamed second team all-WAC honors in 2018...his 3.59 career ERA at GCU is second-best in its Division I history while his 16 wins are fourth-most and his 168 strikeouts are third-most.

Yr	Club	W-L	ERA	G	GS	CG	SHO	SV	IP	H	R	ER	HR	BB	SO	WP	BK
2018	Salem-Keizer-A	0-2	2.30	11	11	0	0	0	27.1	28	8	7	1	6	27	3	1
2019	San Jose-A	3-2	4.98	15	15	0	0	0	72.1	76	45	40	6	24	67	7	2
	Augusta-A	2-1	1.99	8	8	0	0	0	40.2	26	11	9	2	11	34	2	0
2021	(Did Not Pitch - Injured)																
2022	Eugene-A	6-5	4.52	25	17	0	0	1	97.2	95	58	49	7	44	108	5	0
Minor Totals - 4 yrs		11-10	3.97	59	51	0	0	1	238.0	225	122	105	16	85	236	17	3

WYNNE, Randy - RHP PRONUNCIATION: WIN. AGE: 30; HT: 6-1; WT: 195; B/T: R/R; BORN: 3/9/93, San Diego, CA. **SIGNED BY:** Greg Baker. **RESIDES:** Santee, CA. **OBTAINED:** Signed as a minor league free agent on 6/18/19. **CAREER NOTES:** In 2021, went 3-0 with a 0.50 ERA in 3 starts (18ip, 1r/1er, 1bb, 12k, .172avg) in September for which he was named Reds Minor League Pitcher of the Month and Double-A South League Pitcher of the Month...in 2019, notched his team's highest single-game strikeout total for 2 different Reds affiliates in the same year (17k for Rookie Greeneville at Burlington on 8/20 & 12k for Class A Dayton at Great Lakes on 8/30). **PERSONAL:** Played collegiately at Missouri Baptist University and Grossmont College...Went undrafted after college and pitched for the Birmingham-Bloomfield Beavers in the United Shore Professional Baseball League for 2 seasons before joining the Evansville Otters of the Frontier League in 2018...Had never pitched in a Major League affiliated system until the the Reds signed him in June 2019, 3 months after his 26th birthday.

Yr	Club	W-L	ERA	G	GS	CG	SHO	SV	IP	H	R	ER	HR	BB	SO	WP	BK
2019	AZL Reds-R	1-0	4.50	1	0	0	0	0	2.0	2	1	1	0	0	1	0	1
	Greeneville-R	3-3	3.04	12	3	0	0	0	53.1	45	19	18	4	2	54	1	1
	Daytona-A	1-0	4.50	3	1	0	0	0	12.0	14	7	6	2	0	14	0	1
2021	Chattanooga-AA	8-4	4.94	25	14	0	0	1	89.1	105	53	49	13	11	67	1	1
2022	Louisville-AAA	6-11	4.75	26	22	0	0	0	132.2	153	75	70	28	34	85	0	2
Minor Totals - 3 yrs		19-18	4.48	67	40	0	0	1	289.1	319	155	144	47	47	221	2	6

Players Signed After February 19, 2023



CHASE

@ChaseAnderson87

LHP

ANDERSON

Age: 35 Ht.: 6-1 Wt.: 210 Bats: R Throws: R ML Service: 7.161

Born: 11/30/87 Birthplace: Wichita Falls, TX Resides: Celina, TX

Acquired: Was signed to a minor league contract, February 20, 2023.

Contract: Signed through the 2023 season and under team control through 2023.

Non-Roster

CAREER HIGHLIGHTS

- In 2019 was the Brewers' Pitcher of the Month for July (6gs, 1-0, 2.90).
- In 2018 made his only Opening Day start, a 12-inning, 2-1 Brewers win at SD.
- In 2017 was Mil's Pitcher of the Month for April (5gs, 2-0, 2.10) and September/October (6gs, 4-1, 2.06).
- In 2016 was the Brewers' Pitcher of the Month for September/October (5gs, 2-0, 1.98).
- In 2015 received from the Phoenix chapter of the BBWAA the Diamondbacks' Good Guy of the Year Award.
- On 5/27/17 vs Ari took a no-hitter into the eighth inning.
- On 5/18/16 vs Chc took a no-hitter into the eighth inning and threw a career-high 8.2 innings.
- On 6/12/15 at SF took a no-hitter into the seventh inning.
- For the Diamondbacks on 5/11/14 at WSox, made his Major League debut and recorded his first career strikeout (Adam Dunn).
- In 2012 was a Southern League All-Star and pitched in the Arizona Fall League's Rising Stars Game.
- In 2010 was Midwest Pitcher of the Week for 5/3-5/10 and California League Pitcher of the Week for 5/31-6/7.

2022 SEASON

- On 3/14 was signed by the Tigers to a minor league contract and invited to Major League spring training camp...on 7/16 requested and was granted his release.
- On 7/25 was signed by the Rays to a minor league contract...on 8/25 requested and was granted his release...2 days later was signed by the Reds.
- On 8/27 was signed by the Reds to a minor league contract and, with the team at Wsh, was assigned to the Taxi Squad...2 days later vs StL made his Reds debut and his first Major League appearance since 8/4/21 for Phi at Wsh.
- Joined and remained in the rotation after the Reds lost to trade or injury starting pitchers RHP Luis Castillo (traded to the Mariners), RHP Tyler Mahle (traded to the Twins), RHP Robert Dugger (right shoulder pain), RHP Hunter Greene (right shoulder strain), RHP Graham Ashcraft (right biceps soreness), RHP T.J. Zeuch (back soreness), RHP Justin Dunn (right shoulder tightness) and LHP Mike Minor (left shoulder soreness).
- Went 2-3, 6.04 in his 7 starts, including 2-1, 2.18 in 5 starts in September.
- Made the first of his 2 relief apps in the 5-3 loss on 8/31 vs StL, pitched the 13th and final inning as the ninth Reds pitcher of the game...didn't miss his next scheduled start, on 9/4 vs Col.
- In his final start of the season, on 10/2 at Cubs, recorded just 1 out (5er, 2h, 3bb, 0k, 37 pitches)...3 days later, in the season finale, made his second relief appearance.
- In the 14-3 loss on 8/29 vs StL became the 59th player to appear in a game for the Reds, extending the single-season club record that reached 66 players....became the 33rd of a club-record 38 pitchers to appear in a game for the Reds.
- Before joining the Reds on 8/27, spent the season in the minor leagues with the Class AAA affiliates of the Tigers and Rays (27g, 16gs, 7-3-1, 4.50)...made 15 starts & 2 relief apps for Toledo and 1 start & 9 relief apps for Durham.
- Made 13 of his 16 minor league starts in his first 14 apps of the season...made 3 starts in his last 13 apps...made 9 of his last 10 minor league apps in relief.

PERSONAL: In 2006 graduated from Rider (TX) High School, where during his senior season he went 12-1 and threw 3 no-hitters...attended North Central Texas College and the University of Oklahoma.

ANDERSON'S CAREER TRANSACTIONS

- Was selected by the Twins in the 42nd round of the June 2006 draft. Did not sign.
- Was selected by the Twins in the 40th round of the June 2007 draft. Did not sign.
- Was selected by the Diamondbacks in the ninth round of the June 2009 draft. Was signed by Jason Karegeannes.
- On Visalia's injured list with a right elbow strain, April 16-May 2 and May 9-end of the season, 2011.
- On Mobile's injured list with a right elbow strain, May 20-June 16, 2012.
- On Reno's injured list with a right triceps strain, May 26-June 3 and June 11-July 20, 2013.
- On Diamondbacks' 15-day disabled list with right triceps inflammation, July 19-August 6, 2015; included a rehabilitation assignment at AZL Diamondbacks, August 2-6.
- Was acquired by the Brewers, along with IF Isan Diaz, IF Aaron Hill and cash, for IF Jean Segura and RHP Tyler Wagner, January 30, 2016.
- On Brewers' 15-day disabled list with a left oblique strain, June 29-August 19, 2017; included rehabilitation assignments at Wisconsin, August 8-12 and at Colorado Springs, August 13-19.
- On Brewers' 15-day injured list with a viral infection, May 13-20, 2018.
- On Brewers' 15-day injured list with a right middle finger laceration, May 1-17, 2019; included a rehabilitation assignment at San Antonio, May 13-17.
- Was acquired by the Blue Jays for IF/OF Chad Spanberger, November 4, 2019.
- On Blue Jays' 15-day injured list with a right oblique strain, July 20-August 7, 2020.
- Was signed by the Phillies, February 4, 2021.
- On Phillies' 10-day injured list with right triceps tendinitis, August 7-14, 2021.
- Was released by the Phillies, August 27, 2021.
- Was signed by the Rangers to a minor league contract, August 31, 2021.
- Was signed by the Tigers to a minor league contract and invited to Major League spring training camp, March 14, 2022; requested and was granted his release, July 16.
- Was signed by the Rays to a minor league contract, July 25, 2022; requested and was granted his release, August 25.
- Was signed by the Reds to a minor league contract, August 27, 2022.
- Was signed by the Reds to a minor league contract, February 20, 2023.

Career Pitching

Yr	Club	W-L	ERA	G	GS	CG	SHO	SV	IP	H	R	ER	HR	BB	SO	WP	BK
09	Missoula - R	3-1	2.38	18	4	0	0	0	45.1	35	17	12	1	13	48	3	0
10	Visalia - A	5-3	3.60	19	4	0	0	3	70.0	58	33	28	7	16	83	2	0
	South Bend - A	2-4	2.82	7	7	1	1	0	38.1	36	16	12	1	9	31	1	0
11	Visalia - A	1-1	5.40	3	3	0	0	0	13.1	14	10	8	1	1	20	1	0
12	Mobile - AA	5-4	2.86	21	21	0	0	0	104.0	91	35	33	9	25	97	7	0
13	Reno - AAA	4-7	5.73	26	13	0	0	0	88.0	107	67	56	11	33	80	2	1
14	Mobile - AA	4-2	0.69	6	6	0	0	0	39.0	22	4	3	1	6	38	0	0
	Arizona	9-7	4.01	21	21	0	0	0	114.1	117	56	51	16	40	105	4	0
15	#ACL D-backs - R	0-0	0.00	1	1	0	0	0	4.0	4	0	0	0	0	3	0	0
	Arizona	6-6	4.30	27	27	0	0	0	152.2	158	75	73	18	40	111	3	0
16	Milwaukee	9-11	4.39	31	30	0	0	0	151.2	155	83	74	28	53	120	4	0
17	#Col. Springs - AAA	0-0	8.31	1	1	0	0	0	4.1	6	4	4	1	1	2	0	0
	#Wisconsin - A	0-1	2.70	1	1	0	0	0	3.1	2	1	1	0	1	3	1	0
	Milwaukee	12-4	2.74	25	25	0	0	0	141.1	113	47	43	14	41	133	0	0
18	Milwaukee	9-8	3.93	30	30	0	0	0	158.0	131	71	69	30	57	128	1	0
19	#San Antonio - AAA	0-0	4.50	1	1	0	0	0	4.0	3	2	2	1	0	6	0	0
	Milwaukee	8-4	4.21	32	27	0	0	0	139.0	126	67	65	23	50	124	1	1
20	Toronto	1-2	7.22	10	7	0	0	0	33.2	45	29	27	11	10	38	1	0
	Round Rock - AAA	0-1	4.20	5	3	0	0	0	15.0	14	9	7	5	8	14	0	0
21	Lehigh Valley - AAA	1-2	5.71	5	5	0	0	0	17.1	21	11	11	2	5	14	2	0
	Philadelphia	2-4	6.75	14	9	0	0	0	48.0	51	36	36	10	20	35	0	0
22	Toledo - AAA	4-3	4.63	17	15	0	0	0	70.0	70	41	36	14	27	62	5	1
	Durham - AAA	3-0	3.60	10	1	0	0	1	10.0	7	6	4	2	2	10	0	0
	Cincinnati	2-4	6.38	9	7	0	0	0	24.0	17	18	17	3	15	23	0	0
Major Totals		58-50	4.25	199	183	0	0	0	962.2	913	482	455	153	326	817	14	1
Reds Totals		2-4	6.38	9	7	0	0	0	24.0	17	18	17	3	15	23	0	0
Minor Totals		32-29	3.71	141	86	1	1	4	526.0	490	256	217	56	147	511	24	2

Injury rehab



2023 NOTES



TM



2022 REVIEW

The Reds finished the 2022 season 62-100 and tied the Pirates for fourth place in the National League Central Division, 31.0 games behind the first-place Cardinals. Sixty-six players, including 38 pitchers, appeared in at least 1 games for the Reds, both new single-season franchise records. Reds pitchers tied single-season franchise records for number of pitchers who started at least 1 game (17) and number of pitchers with at least 1 save (10). In 62 combined starts, Reds rookie starting pitchers RHP Graham Ashcraft, RHP Hunter Greene and LHP Nick Lodolo went 14-26 with a 4.34 ERA. All 3 made Major League debuts in 2022. RHP Luis Castillo, traded to the Mariners in July, was the Reds' only representative at the All-Star Game at Dodger Stadium. Greene was named National League Player of the Week for June 6-12, the only Reds player so honored in 2022. Thirty-seven players made 57 appearances on an injured list. IF Kyle Farmer and RHP Hunter Strickland were the only players to spend the entire season on the roster without a stint on an IL.

2022 SEASON IN REVIEW

2022 NATIONAL LEAGUE STANDINGS

East	W	L	Pct.	GB
Atlanta	101	61	.623	-
w-New York	101	61	.623	-
w-Philadelphia	87	75	.537	14.0
Miami	69	93	.426	32.0
Washington	55	107	.340	46.0
Central	W	L	Pct.	GB
St. Louis	93	69	.574	-
Milwaukee	86	76	.531	7.0
Chicago	74	88	.457	19.0
Cincinnati	62	100	.383	31.0
Pittsburgh	62	100	.383	31.0
West	W	L	Pct.	GB
Los Angeles	111	51	.685	-
w-San Diego	89	73	.549	22.0
San Francisco	81	81	.500	30.0
Arizona	74	88	.457	37.0
Colorado	68	94	.420	43.0

2022 AMERICAN LEAGUE STANDINGS

East	W	L	Pct.	GB
New York	99	63	.611	-
w-Toronto	92	70	.568	7.0
w-Tampa Bay	86	76	.531	13.0
Baltimore	83	79	.512	16.0
Boston	78	84	.481	21.0
Central	W	L	Pct.	GB
Cleveland	92	70	.568	-
Chicago	81	81	.500	11.0
Minnesota	78	84	.481	14.0
Detroit	66	96	.407	26.0
Kansas City	65	97	.401	27.0
West	W	L	Pct.	GB
Houston	106	56	.654	-
w-Seattle	90	72	.556	16.0
Los Angeles	73	89	.451	33.0
Texas	68	94	.420	38.0
Oakland	60	102	.370	46.0
W - Wild Cards				

2022 NL WILD CARD & NL CENTRAL FINISHES

	W	L	Pct.	GB
w-NY Mets	101	61	.623	+14.0
w-San Diego	89	73	.549	+2.0
w-Philadelphia	87	75	.537	-
Milwaukee	86	76	.531	1.0
Chicago	74	88	.457	13.0
Pittsburgh	62	100	.383	25.0
Cincinnati	62	100	.383	25.0

2022 POSTSEASON RESULTS

ALWC - Cle over TB (2-0), Sea over Tor (2-0)
 NLWC - Phi over StL (2-0), SD over NYM (2-1)
 ALDS - NYY ove Cle 3-2, Hou over Sea (3-0)
 NLDS - Phi over Atl 3-1, SD over LA (3-1)
 ALCS - Hou over NYY (4-0)
 NLCS - Phi over SD (4-1)
 World Series - Hou over Phi (4-2)

GREAT AMERICAN BALL PARK

The Reds produced **130 sellouts** in the first 20 seasons of the 42,271-seat ballpark, including 123 regular season sellouts, 4 National League Division Series sellouts (1 in 2010, 3 in 2012) and sellouts for all 3 days of **2015 All-Star Week**...during the regular season, the Reds are **796-768-1** (.5109) overall at GABP, including **63-60** (.512) when playing in front of sellout crowds...regular season attendance over **20 seasons** and **1,565 games** totals **38,623,535**.

DAVID BELL

• In his 4 seasons as Reds manager, **David Bell** is **251-295** (.460)...the Reds went **203-283** (.418) in the 3 seasons prior to his hiring (2016-2018)...on **9/22/21**, the club announced a **2-year contract extension** through the **2023 season**.

REDS PITCHERS

- For the second straight season led the Major Leagues in most walks (612bb, 1423.1ip) and for the fourth time in the last 7 seasons led the National League in most walks.
- Among National League team leaders ranked 13th in ERA and fifth in highest opponents' BA.
- 38 players pitched in at least 1 game for the Reds, a new club record for number of pitchers in a season and including position players Matt Reynolds (2g), Max Schrock (1g) and Alejo Lopez (3g)...the previous club record was held by the 2021 Reds (35 pitchers).
- The Reds and Twins used the third-most pitchers in the Major Leagues behind the Cubs (42) and Rays (40).
- Allowed 44 HR to the Brewers, the most home runs allowed by Reds pitchers to any team in a single season.
- In the first 25 games of the season, through 5/5, went 3-22 with a season-high 6.86 ERA...in the last 137 games beginning 5/7 went 59-78, 4.51.

REDS BATTERS

- Among National League team leaders ranked 10th in hitting, 13th in on-base percentage, 13th in slugging percentage and 13th in OPS (.676).
- Reds designated hitters hit .286 (38 2b, 1 3b, 24hr, 95rbi) and ranked among the National League leaders at team DH in batting average (1st), hits (2nd), doubles (T2nd), HR (5th) and RBI (3rd).
- With 35 assists, the Reds led all Major League outfielders (Aristides Aquino 12, Tommy Pham 7, Albert Almora Jr. 5, TJ Friedl 4, Nick Senzel 3, Tyler Naquin 3, Jake Fraley 1).
- In 26 games after a 17-hit performance on 9/9 at Mil, Reds batters hit .191 while posting a 6-20 record and 4.69 ERA (61 runs, 2.35 r/g, .265obp, .298slg, .563ops).
- From 4/15-4/23 the Reds scored 2 runs or fewer in 8 consecutive games, their longest such stretch since a club-record 9 straight games from 8/28-9/6, 1982.
- From 4/13-4/23 the Reds scored 3 runs or fewer in 10 consecutive games, their longest such stretch since 7/18-7/29, 2014 (11g).
- In the 20-5 win on 5/26 vs Cubs, Reds batters recorded 20 hits and 20 runs in the same game for only the 12th time since 1900, most recently in a 24-12 win on 5/19/1999 at Coors Field (24r, 28h).
- From 6/8-6/18 committed at least 1 error in 10 consecutive games (15 errors), a season high and the longest error streak by a Reds defense since an 11-game streak from 4/7-4/19, 2000 (13e).

REDS STARTERS

- Among National League team rotation leaders ranked 13th in ERA, second in walks allowed (316bb, 809.2ip) and fifth in highest opponents' BA.
- 17 pitchers started at least 1 game for the Reds, tying the 2003 club record for number of starters in a season.
- After failing to complete 6.0 innings in any of the first 31 games of the season through 5/11 (3-21, 8.19), Reds starting pitchers threw at least 6.0 innings in 44 of the last 86 games beginning 5/12 (21-34, 4.30).
- The 31 games to begin a season in which the starting pitcher failed to pitch at least 6.0 innings are the most in the Major Leagues since 1893, when the mound was moved to its current distance...the second-longest streak belongs to the Pirates, who began the 2022 season with 21 games without a 6-inning stint by a starter until Mitch Keller threw 6.0 innings in a 5-2 loss on 5/1 vs SD.
- In the 1-0 loss on 5/15 at Pit, Hunter Greene threw 7.1 of the staff's 8.0 no-hit innings (Art Warren, 0.2ip), the furthest a Reds pitcher ever has gone without allowing a hit before he was removed from the game...for only the sixth time in the modern era, a team allowed no hits and lost.

REDS RELIEVERS

- Among National League team bullpens ranked 13th in ERA, T1st in most walks allowed (296bb, 613.2ip) and sixth in highest opponents' BA.
- Posted ERAs of 5.42 prior to the All-Star break and 3.85 in the second half.
- 10 Reds pitchers recorded at least 1 save (Ross Detwiler, Alexis Díaz, Buck Farmer, Ian Gibaut, Joel Kuhnel, Dauri Moreta, Tony Santillan, Lucas Sims, Hunter Strickland, Art Warren), tying the 2021 single-season franchise record.
- Made 574 relief apps, just 5 shy of the 2021 single-season franchise record.

RECORD SETTERS

- Reds pitchers hit **110 batters**, a new Major League single-season record (**2021 Cubs pitchers, 98hbp**)... **Padres pitchers** finished second in the majors with **88 HBP**...the previous **club record** for batters hit by Reds pitchers in a season was **80 in 2005**.
- **66 players** appeared in at least 1 game for Reds, tied with the Giants and Angels for second-most in the Major Leagues behind the Pirates (68) and a **new club record** for number of players in a season...the previous franchise record was held by the **2003 Reds (57 players)**.
- **38 players** pitched in at least 1 game for the Reds, a new club record for number of pitchers in a season and including position players **Matt Reynolds** (2g), **Max Schrock** (1g) and **Alejo Lopez** (3g)...the previous club record was held by the **2021 Reds (35 pitchers)**...the Reds and Twins used the third-most pitchers in the Major Leagues behind the **Cubs** (42) and **Rays** (40).
- **17 pitchers started** at least 1 game for the Reds, tying the **2003 club record** for number of starters in a season.
- **10 Reds pitchers recorded at least 1 save**, tying the **2021 single-season franchise record**.

2022 NATIONAL LEAGUE ROOKIE PITCHING LEADERS

	Ashcraft	Greene	Lodolo
GS	T3rd (19)	1st (24)	T3rd (19)
IP	4th (105.0)	2nd (125.2)	5th (103.1)
ERA	7th (4.89)	6th (4.44)	4th (3.66)
SO	11th (71)	2nd (164)	3rd (131)
BAA	8th (.281)	2nd (.222)	4th (.235)
WHIP	8th (1.42)	2nd (1.21)	3rd (1.25)

2022 NATIONAL LEAGUE LEADERS, INDIVIDUAL

Pitching

Nick Lodolo * 19 hit batters
* Led Major Leagues

2022 NATIONAL LEAGUE LEADERS, TEAM

Defense

35 assists Outfielders
122 stolen bases against Catchers

Pitching

612 walks issued * Led Major Leagues
110 hit batters Major League record
* Led Major Leagues in walks for 2nd consecutive year

REDS IN 2022, BY MONTH

April	3-18, 5.97	204 BA, 3.14 r/g
May	14-13, 5.00	243 BA, 5.00 r/g
June	9-18, 5.68	270 BA, 4.74 r/g
July	14-12, 4.04	239 BA, 4.42 r/g
August	11-17, 4.49	242 BA, 3.71 r/g
Sept / Oct	11-22, 4.36	208 BA, 3.03 r/g

ALL-STAR

RHP Luis Castillo represented the Reds at the **All-Star Game at Dodger Stadium**.

PLAYER OF THE WEEK

Rookie **RHP Hunter Greene** was named **National League Player of the Week** for **6/6-6/12**, the only Reds player so honored in 2022 (2gs, 1-0, 0.75, 12ip, 3h, 1er, 2bb, 15k, .079baa)...was 1 of only 6 Major League rookies to win his league's weekly award (Chc's **OF Seiya Suzuki**, LAA's **LHP Reid Detmers**, Sea's **Julio Rodríguez**, KC's **Vinnie Pasquantino**, Cle's **Steven Kwan**).

MOST PLAYERS THIS SEASON, TEAM *

Pit	68 players	SF, LAA	66 players
Reds	66 players	Chc, Oak	64 players
* At least 1 appearance, ^ New club record ML record is 69 players (2021 Cubs), AL record is 67 (2019 Mariners)			

STREAKS

The Reds went **59-78** after beginning the season **3-22** (through 5/5), including **6-20** beginning **9/10**...between the **3-22 start** and season-ending **6-20 stretch**, the Reds went **53-58**...followed that **3-22 start** with stretches of **41-41 (5/7-8/7)** and **18-37** (beginning 8/8)...the 2022 Reds team was 1 of just 3 in modern Major League history to begin a season with as few as **3 wins over the first 25 games (1988 Orioles 2-23, 2003 Tigers 3-22)**.

RECORDS & FANS

Listed are records and announced attendance figures for **Great American Ball Park**:

2022	33-47	# 1,387,947
2021	44-37	^ 1,505,024
2020	16-13	* COVID-19
2019	40-39	** 1,775,396
2018	37-44	1,629,356
2017	39-42	1,836,917
2016	38-43	1,894,085
2015	34-47	2,419,506
2014	44-37	2,476,664
2013	49-31	*** 2,492,059
2012	50-31	2,347,251
2011	42-39	2,213,498
2010	49-32	2,060,550
2009	40-41	1,747,919
2008	43-38	2,058,632
2007	39-42	2,058,593
2006	42-39	2,134,472
2005	42-39-1	1,943,157
2004	40-41	2,287,250
2003	35-46	2,355,259

Totals **796-768-1** **38,623,535**

Includes 79 home dates, excluding 8/11 vs Cbc in Iowa
 ^ 55 of 81 games at full capacity due to COVID restrictions
 * 8/15-16 home games ppd, played 9/4 at Pit, 9/14 at Cin
 ** Does not include 2-game series split vs STL in Mexico
 *** GABP record (80 dates, 7/4/13 ppd, played 7/23 at SF)

2022 OPENING DAY ROSTER

Returning	New in '22	Gone from '21
Mahle, SP	Greene, SP	Castillo, SP (IL)
Hoffman, RP	Gutierrez, SP	De León, SP
Stephenson, C	Sanmartin, SP	Miley, SP
Farmer, SS	Cessa, RP	Antone, RP (IL)
India, 2B	Diaz, RP	Bedrosian, RP
Moustakas, 3B	Duarte, RP	Doolittle, RP
Votto, 1B	Farmer, RP	Fulmer, RP
Aquino, OF	Hendrix, RP	Garrett, RP
Naquin, OF	Moreta, RP	Pérez, RP
Senzel, OF	Santillan, RP	Romano, RP
	Strickland, RP	Sims, RP (IL)
	Warren, RP	Barnhart, C
	Wilson, RP	Blandino, IF
	Garcia, C	Suárez, IF
	Drury, IF	Castellanos, OF
	Moran, IF	Winker, OF
	Fralei, OF	
	Pham, OF	

M*A*S*H

37 players made **57 apps** on the Reds' injured list...finished the season with **14 injured players**, including **11 players** on the **60-day injured list**...the **single-day season high** for Reds players on the IL was **18** (7/16-7/17, 8/27-9/5)...every day from **5/1-8/1**, between **13-18 players** held a spot on the Reds' injured list... **SS Kyle Farmer** and **RHP Hunter Strickland** were the only players to spend the entire season on the roster without a stint on an IL.

- Reds pitchers allowed **44 HR to the Brewers**, the most allowed by Reds pitchers to any team in a single season.
- **Reds fielders** established single-season club records for **fewest total chances** with **5,647** (1950; 5,655) and **fewest assists** with **1,296** (2021; 1,422).

ROSTER NOTES

- The Reds used **10 first basemen** (**Brandon Drury, Kyle Farmer, Aramis Garcia, Colin Moran, Mike Moustakas, Matt Reynolds, Donovan Solano, Spencer Steer, Tyler Stephenson, Joey Votto**), tying the 2021 season's total and **1 shy** of the **1995 club record** for number of players at that position.
- The Reds used **7 catchers** (**Tyler Stephenson, Aramis Garcia, Mark Kolozsvary, Chris Okey, Michael Papierski, Austin Romine, Chuckie Robinson**), 1 shy of the franchise record for number of catchers used in a season (**1909**)...in the previous 2021 season, for just the third time **since 1882** the Reds used only 2 catchers (**Tucker Barnhart, Stephenson**).
- **12 Reds players** made Major League debuts, including **RHP Daniel Duarte, RHP Alexis Diaz, RHP Hunter Greene** (start), **LHP Nick Lodolo** (start), **C Mark Kolozsvary, RHP Jared Solomon, RHP Graham Ashcraft** (start), **C Chris Okey, C Chuckie Robinson, RHP Fernando Cruz, 3B Spencer Steer** (start) and **OF Michael Siani** (start).
- **23 rookies**, including **13 pitchers**, appeared in at least 1 game for the Reds.

YOUNG GUNS

- In **62 combined starts**, Reds rookie starting pitchers **RHP Hunter Greene, LHP Nick Lodolo** and **RHP Graham Ashcraft** went **14-26, 4-34** (334ip, 161er)...all 3 made their Major League debuts in **2022**.
- **6 times** the Reds started **rookie pitchers** in **3 straight games** (last, 7/31-8/2, **Lodolo, Greene, Ashcraft**).
- In **LHP Reiver Sanmartin** (Game 2), **Greene** (Game 4) and **Lodolo** (Game 6), the Reds used as many as 3 rookie starting pitchers in the **first 6 games of a season** for only the **second time in their history**...the **1902 Reds staff** used 3 rookie starting pitchers in their first 5 games, and 4 of their first 6 games that season were started by rookie pitchers (**Bob Ewing** 2 starts, **Len Swormstedt, Martin Glendon**).
- The 2022 Reds became just the **fourth Major League team since 2000** to use 3 different starting rookie pitchers in the **first 6 games** of a season, joining the **2020 Royals** (**Brady Singer, Ronald Bolanos, Kyle Zimmer**), **2018 Marlins** (**Caleb Smith, Dillon Peters, Trevor Richards**) and **2009 Athletics** (**Trevor Cahill, Brett Anderson, Josh Outman**).

RED HOTS

- Following the loss on **9/10 at Mil** the Reds were eliminated from **Central Division** contention... following the doubleheader sweep loss on **9/13 vs Pit** were eliminated from the **Wild Card**.
- The Reds went **17-27-8** in their **52 series** (8-13-5 home, 9-14-3 road)...**swept 2 series** (2g at Cle, 5/17-5/19 & 3g vs TB, 7/8-7/10) and were **swept 14 times** (last, 3g at Chc, 9/30-10/2).
- The Reds went **3-2-1** in their **6 series** and **10-6** in 16 games vs **American League East** teams (1-2 at Tor, 1-1 at Bos, 3-0 vs TB, 2-1 at NYY, 2-1 vs Bal, 1-1 vs Bos).
- Beginning 7/29, the Reds lost to trade or injury starting pitchers **RHP Luis Castillo** (traded to the Mariners), **RHP Tyler Mahle** (traded to the Twins), **RHP Robert Dugger** (right shoulder pain), **RHP Hunter Greene** (right shoulder strain), **RHP Graham Ashcraft** (right biceps soreness), **RHP T.J. Zeuch** (back soreness), **RHP Justin Dunn** (right shoulder tightness) and **LHP Mike Minor** (left shoulder soreness).
- The Reds played **21 home games** in **July** (12-9), their most in a month since **August 1984** (21 home games).
- The Reds played **8 home games** in **April** (2-6) and **8 home games** in **August** (3-5)...prior to the 2022 season, the Reds last played **8 home games or fewer** in a calendar month of at least 20 scheduled games in **April 1992** (8 of 21g).
- The Reds began the season **0-4** at **GABP**, their first **0-4 home start** since the **1955 club** began **0-4** at **Crosley Field**.
- The Reds' **11.5-game deficit** on **May 1** was their largest ever on that date.
- The **10-game losing streak** at Great American Ball Park from **6/8-7/2** was the Reds' longest at home since an **11-game skid** at **Riverfront Stadium** from **4/9-5/5, 1986**.
- The Reds' **0-6 homestand** from **6/17-6/23** (0-3 vs Mil, 0-3 vs LAD) was their first winless homestand of at least 6 games since **7/11-7/17, 1991 (0-4 vs Pit, 0-3 vs StL)**.
- The Reds suffered a 4-2 "home" loss to the Cubs in the **Field of Dreams** game on **8/11 in Dyersville, Iowa**.
- In the fifth inning on **8/29 vs StL**, for the first time in franchise history **3 rookies** homered in the same inning (**TJ Friedl, Stuart Fairchild, Chuckie Robinson**)...@EliasSports.
- Kyle Farmer** became the sixth consecutive different player to **start at shortstop** for the Reds on **Opening Day (Zack Cozart 2017, José Peraza 2018, José Iglesias 2019, Freddy Galvis 2020, Eugenio Suárez 2021, Farmer 2022)**.
- SS Kyle Farmer** and **RHP Hunter Strickland** were the only players to spend the entire season on the roster without a stint on an injured list.

END OF SEASON INJURED LIST (37 PLAYERS, 57 APPS)

Player (Reason)	On	Date	Off	^Games
	IL	Eligible	IL	Missed
*Tejay Antone (right elbow)	3/26	6/6	-	62-100
Jose Barrero (left wrist)	4/7	4/14	6/6	18-35
Luis Castillo (right shoulder)	4/7	4/14	5/9	5-23
1-Justin Dunn (right shoulder)	4/7	6/6	7/24	35-58
1-Mike Minor (left shoulder)	4/7	4/14	6/3	18-32
Max Schrock (left calf)	4/7	6/6	6/17	23-40
1-Lucas Sims (back spasms)	4/7	4/14	4/22	2-11
Donovan Solano (left hamstring)	4/7	6/6	6/21	23-43
1-Nick Senzel	4/16	-	4/18	0-2
Daniel Duarte (right elbow)	4/17	6/16	9/25	57-86
1-Tyler Naquin	4/18	-	4/23	0-4
1-Jonathan India (right hamstring)	4/19	4/26	4/26	1-4
1-Mike Moustakas (right biceps)	4/19	4/28	4/28	1-6
1-Tyler Stephenson (concussion)	4/20	4/27	5/3	1-9
*Justin Wilson (left flexor mass)	4/27	6/23	-	59-86
Nick Lodolo (lower right back)	4/28	6/24	7/5	24-37
Jake Fraley (right knee)	5/1	6/30	7/29	35-42
2-Jonathan India (right hamstring)	5/1	5/10	6/13	18-21
1-Joey Votto	5/3	-	5/20	8-7
2-Tyler Naquin	5/4	-	5/6	0-2
2-Nick Senzel	5/4	-	5/23	9-8
2-Mike Moustakas	5/9	-	5/10	1-0
*2-Lucas Sims (lower back)	5/12	7/10	-	55-76
Connor Overton (lower back)	5/23	7/22	9/23	47-63
3-Tyler Naquin (left quad)	6/1	6/11	7/5	10-21
*Vladimir Gutierrez (right forearm)	6/5	8/3	-	44-66
3-Mike Moustakas	6/6	-	6/13	3-4
2-Tyler Stephenson (right thumb)	6/10	6/20	7/9	10-17
Aristides Aquino (left high ankle)	6/13	6/23	8/2	20-22
*Tony Santillan (low back)	6/17	8/13	-	39-60
Alexis Díaz (right biceps)	6/19	7/1	7/8	6-12
1-Jeff Hoffman	6/24	-	6/29	3-1
1-Art Warren (right flexor pronator)	7/4	7/18	8/17	18-19
Tyler Mahle (right shoulder)	7/6	7/18	7/24	7-6
Luis Cessa (left intercostalis)	7/7	7/22	8/2	13-7
Aramis Garcia (left middle finger)	7/7	9/5	10/4	33-45
Ross Detwiler (low back pain)	7/9	7/23	7/29	8-6
1-Albert Almora Jr.	7/12	-	8/1	8-7
4-Mike Moustakas	7/14	-	7/18	1-2
Dauri Moreta	7/16	-	7/19	0-1
*3-Tyler Stephenson (RT clavicle)	7/23	9/21	-	27-43
*2-Jeff Hoffman (right forearm)	7/24	9/22	-	27-42
Hunter Greene (right shoulder)	8/5	8/17	9/17	15-25
Robert Dugger (right shoulder)	8/8	8/21	10/4	17-36
5-Mike Moustakas (left calf)	8/9	8/19	8/19	2-6
*2-Joey Votto (left rotator cuff)	8/19	10/16	-	16-30
2-Albert Almora Jr. (right shoulder)	8/20	8/30	9/6	7-8
Graham Ashcraft (right biceps)	8/23	9/4	9/24	11-20
Matt Reynolds (left hip)	8/23	9/1	9/9	7-8
T.J. Zeuch (back soreness)	8/25	9/9	9/14	8-11
*6-Mike Moustakas (left calf)	8/27	10/23	-	13-25
2-Justin Dunn	9/12	-	9/14	0-3
3-Justin Dunn (right shoulder)	9/15	9/30	-	6-14
*3-Nick Senzel (left great toe)	9/21	11/20	-	4-10
2-Mike Minor (left shoulder)	9/23	10/5	-	3-9
*2-Art Warren (right elbow)	9/25	11/24	-	3-7
TJ Friedl (right hamstring)	10/4	10/14	-	1-1

^ Team record in number of games missed while on the Injured List

* Antone, Wilson, Sims, Gutierrez, Santillan, Stephenson, Hoffman, Moustakas, Votto, Senzel and Warren ended the 2022 season on the 60-day Injured List

REDS' 1ST-ROUND PICKS WHO PLAYED FOR REDS IN 2022

Tyler Stephenson, C	2015	11th overall
Nick Senzel, CF	2016	2nd overall
Hunter Greene, RHP	2017	2nd overall
Jonathan India, 2B	2018	5th overall
Nick Lodolo, LHP	2019	7th overall

TERRIFIC TRIO

In **62 starts**, pitchers **RHP Hunter Greene, LHP Nick Lodolo** and **RHP Graham Ashcraft** went **14-26, 4.34** in their Major League debuts.

LAST 13 STARTS BY GREENE, LODOLO & ASHRAFT

Player	W/L	IP	H	ER	BB	K
Greene, 8/1 at Mia	W	6.0	1	0	0	8
Lodolo, 9/9 at Mil	W	8.0	5	2	0	11
Lodolo, 9/14 vs Pit	L	6.1	6	3	0	11
Greene, 9/17/g2 at StL	-	6.0	4	0	0	11
Lodolo, 9/20 vs Bos	L	5.0	3	3	3	7
Greene, 9/22 vs Mil	L	5.0	2	2	3	8
Ashcraft, 9/24 vs Mil	L	4.0	8	4	4	2
Lodolo, 9/25 vs Mil	-	6.0	4	1	1	6
Greene, 9/27 at Pit	-	6.0	4	0	3	10
Ashcraft, 9/30 at Cubs	L	2.2	6	5	2	1
Lodolo, 10/1 at Cubs	-	5.0	2	1	5	5
Greene, 10/3 vs Cubs	W	6.0	2	0	1	8
Ashcraft, 10/5 vs Cubs	L	5.1	4	7	5	4
Totals	3-6, 3.53	71.1	45	28	27	92

ACTIVE PLAYERS W/ 2,000 H - 400 2B - 300 HR - 1,000 RBI

Player	Hits	Doubles	HR	RBI
Albert Pujols	3,384	686	703	2,218
Miguel Cabrera	3,088	607	507	1,847
Robinson Canó	2,639	572	335	1,306
Joey Votto	2,093	453	342	1,106

2,000 HITS & 300 HOMERS

Hall of Famer **Johnny Bench** and **Joey Votto** are the **only players** in Reds history with at least **2,000 hits** and **300 HR**.

Player	H	HR	Years
Johnny Bench	2,048	389	1967-83
Joey Votto	2,093	342	2007-22

BROTHERS, COMBINED SAVES LEADERS

Worrell	Todd (256) & Tim (71)	327
Diaz	Edwin* (205) & Alexis* (10)	..	215
Rogers	Taylor* (81) & Tyler* (16)	97
Romo	Enrique (52) & Vicente (40)	92
Yates	Kirby* (57) & Tyler (4)	61
Forsch	Ken (51) & Bob (3)	54

* Active players, Courtesy @EliasSports

MOST HIT BY PITCH IN A SEASON, PITCHERS

2022 Reds	* 110	2003 Devil Rays	95
2021 Cubs	98	2002 Devil Rays	94

* Previous club record was 80 HBP in 2005, Courtesy @EliasSports

TIMES HIT BY A PITCH, LAST 2 SEASONS

Mark Canha	55	Jonathan India	37
Ty France	48	Kyle Farmer	34
Anthony Rizzo	46	Jose Abreu	34
Willson Contreras	38			

YOUNG AT HEART

- The Reds' **Opening Day** roster included **3 pitchers** with **0.000 days** of service time (**RHP Alexis Diaz, RHP Daniel Duarte, RHP Hunter Greene**) and **9 pitchers** with **less than 1,000 year** of service time...a fourth pitcher with no service time, **LHP Nick Lodolo**, replaced **Duarte** when **Lodolo** was promoted to start on **4/12 vs Cle**.
- Diaz, Duarte** and **Greene** each made his Major League debut in the season-opening 4-game series at Atl, while **Lodolo** debuted in the Reds' sixth game of the season.
- RHP Tyler Mahle** (96 career starts), **LHP Reiver Sanmartin** (3gs), **RHP Vladimir Gutierrez** (23gs), **Greene** (1gs) and **Mahle** again started the Reds' first 5 games of the season...that quartet's **123 career starts** are the **ninth-fewest** in Reds history by a rotation through the first 5 games of a season and the team's fewest accumulated total since the **2016 rotation** compiled **107 career starts** through the first 5 games (**Raisel Iglesias 18, Brandon Finnegan 5, Robert Stephenson 1, Alfredo Simon 83**).
- In **Sanmartin** (Game 2, 3rd Major League start), **Greene** (Game 4, ML debut) and **Lodolo** (Game 6, ML debut), the Reds used as many as 3 rookie starting pitchers in the **first 6 games of a season** for only the **second time in their history**...the **1902 Reds staff** used 3 rookie starting pitchers in their first 5 games, and 4 of their first 6 games that season were started by rookie pitchers.
- In the **6-3 win on 4/10 at Atl, Greene** (22 years, 247 days) became the youngest starting pitcher to make his Major League debut for the Reds since **Mike Leake** received no decision in a 3-1 Reds win on **4/11/10** vs the Cubs (22 years, 150 days).

GREENE & ASHRAFT

- RHP Hunter Greene** threw **7.0 scoreless innings** (0bb, 8k) in the 7-0 win on **6/6 vs Ari** and **RHP Graham Ashcraft** threw **6.0 scoreless innings** (0bb, 4k) in the 14-8 victory on **6/7 vs Ari**.
- For the first time since 1900, Major League rookie starting pitchers in consecutive games threw at least **6.0 shutout innings without a walk**.
- Greene & Ashcraft** comprise the third set of **Reds rookie pitchers** since 1901 to make consecutive starts of at least **6.0 scoreless innings**, joining **Mike Regan & Hod Eller in 1917** and **Sal Romano & Robert Stephenson in 2017**.
- From 6/6-6/7, **Greene** and **Ashcraft** became the first Reds starting pitchers to retire **30 consecutive batters** since **6/9-6/10, 1979**, when **Tom Seaver** and **Paul Moskau** retired **35 straight**...in the expansion era (since 1961), **Greene** and **Ashcraft** are the only **rookie starting pitchers** of any Major League team to combine to retire at least 30 consecutive batters.
- Ashcraft** became the first Reds pitcher to post an ERA as low as **1.14** through his first 4 Major League apps, all starts, since **RHP Chris Reitsma** had a **1.03 ERA** through his first 4 starts of **2001**...**Ashcraft** was the first Reds pitcher in 2022 to make **3 consecutive quality starts** (5/27-6/7), and he did it in his **second, third and fourth career apps** (3-0, 0.47, 19.1ip, 11h, 1er, 3bb, 10k, 1hr, .164baa).

3 ROOKIE STARTERS IN FIRST 6 GAMES

- In the Reds' second home game, a 7-3 loss vs Cle, **LHP Nick Lodolo** became the third Reds rookie pitcher to start in the team's first 6 games behind **LHP Reiver Sanmartin** in Game 2 and **RHP Hunter Greene** in Game 4.
- The Reds used as many as 3 rookie starting pitchers in the **first 6 games of a season** for only the **second time in their history...the 1902 Reds staff** used 3 rookie starting pitchers in their first 5 games, and 4 of their first 6 games that season were started by rookie pitchers (**Bob Ewing** 2 starts, **Len Swormstedt**, **Martin Glendon**)...courtesy @EliasSports.
- The 2022 Reds are the **fourth team since 2000** to use 3 different starting rookie pitchers in the first 6 games of a season, joining the **2020 Royals** (Brady Singer, Ronald Bolanos, Kyle Zimmer), **2018 Marlins** (Caleb Smith, Dillon Peters, Trevor Richards) and **2009 Athletics** (Trevor Cahill, Brett Anderson, Josh Outman)...courtesy @EliasSports.

DOUBLE DIPPIN'

- The Reds were swept in each of their last 2 doubleheaders, on **9/13/22 vs Pit** and **9/17/22 at StL**.
- In 2022, the Reds played **5 doubleheaders** (1-1 vs Pit on 5/7, 1-1 vs Pit on 7/7, 1-1 vs Col on 9/4, 0-2 vs Pit on 9/13, 0-2 at StL on 9/17).
- The Reds played **6 doubleheaders** during the 60-game **2020 Covid** season but played as many as **5 twinbills** during a 162-game season for the first time since **1996**, when they played **7 doubleheaders**.
- In 2022, the Reds and Pirates played 3 doubleheaders vs each other in a single season for the **first time since 1965**.
- The Reds **last swept** a 9-inning doubleheader on **7/6/2014 vs Cubs** (4-2, 6-5 wins) and **last swept** a 9-inning doubleheader on the road on **6/5/1999 at KC** (7-4, 9-4 wins).
- The Reds **last were swept** in a 9-inning doubleheader on **9/13/22 vs Pit** (6-1, 1-0 losses) and last were swept in a 9-inning doubleheader on the road on **9/17/22 at StL** (5-1 loss, 1-0 loss in 11 innings).

ROAD TRIPPED

- The Reds' **13-game road losing streak** from **4/14-5/5** was their longest in a single season since an **0-19 road stretch** from **7/5-8/24, 1933** and included series sweep losses at LA's **Dodger Stadium** (4g), at SD's **Petco Park** (3g), at Col's **Coors Field** (3g) and at Mil's **American Family Field** (3g).
- The Reds' winless trip at LAD (4g) and SD (3g) was its first **winless road trip** of at least 7 games since **6/7-6/14, 2004** (0-3 at Oak, 0-3 at Cle, 0-1 at Phi).

TRICYCLE

- In the 14-11 Reds win on 5/11, Brewers **OF Christian Yelich** hit for the **cycle** for the third time in his career, all against the Reds (**8/29/18 at GABP**, **9/17/18 at Mil**).
- Yelich** is 1 of only 5 players in history to hit for the cycle 3 times in a career and the only player since 1901 to hit 3 cycles against the same opponent.

BITTERSWEET

In 1-0 loss on 5/15 at Pit, rookie starter **Hunter Greene** threw 7.1 of the staff's **8.0 no-hit innings** (**Art Warren**, 0.2ip), the furthest a Reds pitcher ever has gone without allowing a hit before he was removed from a game... was the first game in Reds history in which they used multiple pitchers to hold the opponent to **0 hits**...6 teams in modern era lost a game despite not allowing a hit (**losing team listed first**).

5/15/2022	Reds at Pirates	L, 1-0
6/28/2008	Angels at Dodgers	L, 1-0
4/12/1992	Red Sox at Indians	L, 2-1
7/1/1990	Yankees at White Sox	L, 4-0
4/30/1967	Orioles vs Tigers	L, 2-1
4/23/1964	Colt 45s vs Reds	L, 1-0

REDS' "UNOFFICIAL" NO-HITTERS

In the 1-0 loss on 5/15 at Pit, for the third time in their history the Reds did not allow a hit to an opponent in a game in which they pitched fewer than 9 innings.

5/15/2022	Reds at Pirates	9-inning loss
	Hunter Greene (7.1ip), Art Warren (0.2ip)	
8/24/1906	Jake Weimer vs Brklyn	7-inning win
9/23/1893 ...	Icebox Chamberlain vs Bos ...	7-inning win

RARE FEATS IN MAJOR LEAGUE BASEBALL AS OF 5/15/22

Teams Losing While Allowing 0 Hits	6
2 Grand Slams In A Game	13
4 Home Runs In A Game	18
Perfect Games	23
Home Run On 1st Career Pitch Seen	31
Steals of 2nd, 3rd & Home	54
4 Strikeouts In An Inning, Pitcher	99
Immaculate Inning	104
No-Hitters	316
Hit For The Cycle	334
Home Runs, Both Sides Of Plate	351

100

Hunter Greene in 5 starts threw at least **34 pitches** at more than **100mph**, the most recorded in the pitch-tracking era (since 2008).

Player.....	Pitches at 100	Date
Hunter Greene, Cin....	47	9/17/22/g2 at StL
Hunter Greene, Cin....	39	4/16/22 at LAD
Hunter Greene, Cin....	38	7/26/22 vs Mia
Hunter Greene, Cin....	38	7/9/22 vs TB
Hunter Greene, Cin....	34	10/3/22 vs Chc
Jacob deGrom, NYM... 33		6/5/21 at SD
Jordan Hicks, StL	29	5/19/19 at Tex
Hunter Greene, Cin....	28	7/15/22 at StL
Nathan Eovaldi, NYY... 28		8/19/15 vs Min

E-2

Reds leaders in the expansion era (since 1961) who reached base most via **catcher's interference**:

Pete Rose	19 times
Nick Senzel	* 15 times
Edwin Encarnacion	8 times
Johnny Bench	5 times
	* 9 times in 2022

REDS' LONGEST HITTING STREAKS IN 2022

Jonathan India	16g	8/16 - 9/4
Brandon Drury	12g	6/1-6/13
Joey Votto	10g	6/2-6/11

REDS' LONGEST ON-BASE STREAKS IN 2022

Kyle Farmer	19g	5/7 - 6/4
Jonathan India	19g	8/9 - 9/4
Jonathan India	17g	7/9 - 8/1
Tommy Pham	16g	5/1 - 5/19
Brandon Drury	15g	6/1 - 6/17

REDS' LONGEST HITLESS STREAKS IN 2022

Kyle Farmer	0 - for - 34	4/28 - 5/9
Austin Romine	0 - for - 25	9/16 - 10/3
Chuckie Robinson	0 - for - 25	8/29 - 9/18
Aristides Aquino	0 - for - 25	4/14-4/29
Aristides Aquino	0 - for - 24	9/17 - 9/24
Joey Votto	0 - for - 22	8/10 - EOS
Tommy Pham	0 - for - 22	SOS
Nick Senzel	0 - for - 20	4/8-4/23

EOS - end of season, SOS - start of season

STARTING 9

In the 6-3 win on 4/7 at Atl, the Reds used just **9 batters** in an **Opening Day** game for the first time since **1980**, a **9-0 win vs Atl** at **Riverfront Stadium**...that **1980 lineup** is below.

Dave Collins	CF
Ken Griffey Sr.	RF
Dave Concepcion	SS
George Foster	LF
Dan Driessen	1B
Johnny Bench	C
Ray Knight	3B
Junior Kennedy	2B
Frank Pastore	RHP

Pastore threw a 3-hitter

WHAT A DEBUT I

In the 3-2 walkoff win on 9/2 vs Col, **Spencer Steer** became only the fourth Reds player since 1900 to **reach base safely at least 4 times** in his **Major League debut** (list below)...became the first Reds player to score the **game-ending run** in his debut since **Otto Bluege** did it in his only appearance of the **1932 season**, on **4/12 vs Cubs** at **Redland Field**...@EliasSports.

Spencer Steer	9/2/22 vs Col	2 hits, 2 walks
Jay Bruce	5/27/2008 vs Pit	3 hits, 2 walks
Mike Mitchell	4/11/1907 vs Pit	4 hits
Dan Kerwin	9/27/1903 vs Brk	3 hits, 1 walk, 1hp

WHAT A DEBUT II

In the 3-2 walkoff win on 9/2 vs Col, **Spencer Steer** walked, homered, walked and doubled... became only the third Reds player in the **expansion era** to reach base safely in **each of his first 4 plate apps** (listed below)...struck out in his first plate appearance in his second game...courtesy @EliasSports.

Spencer Steer	9/2/22 vs Col	4 plate apps
D.T. Cromer	4/5-4/9, 2000	5 plate apps
Jay Bruce	5/27-5/28, 2008	6 plate apps

OPENING DAYS

- The Reds participated in **3 Opening Day games**, including a **6-3 win at Atl** to begin the championship season, a **10-5 loss** in the home opener on **4/12 vs Cle** and a **9-3 loss** on **4/14 at LAD**.
- For only the third time since **1890**, the Redlegs opened a regular season **on the road**...the **1966 Reds** suffered a season-opening **4-3 loss at Phi** on **April 15**, after the scheduled 3-game series vs Mets at **Crosley Field** was **rained out**...the wire-to-wire **1990 World Series** champion Reds opened that season with an **8-4 win at Hou** on **April 9** after spring training was delayed by a **32-day lockout**.

INTERLEAGUE NOTES

- The Redlegs went **12-8 vs American League teams** (0-2 vs Cle, 2-0 at Cle, 1-2 at Tor, 1-1 at Bos, 3-0 vs TB, 2-1 at NYY, 2-1 vs Bal, 1-1 vs Bos).
- Is their first **winning record** vs the **American League** since **2013** (11-9).
- In the **8 seasons** between the 2013 and 2022 season series wins vs the AL, the Reds went **61-99**.
- Beginning in **1997** the Reds are **188-247 all-time vs the AL**, at **.432** the **lowest interleague winning percentage** of any Major League team.

BetMGM

- On 10/11, **BetMGM** was announced as the Reds' **Official Sports Betting Partner**.
- The multi-year agreement includes plans to open a retail **BetMGM Sportsbook** at Great American Ball Park.
- This marks **BetMGM's** second sportsbook at a Major League Baseball stadium, joining the BetMGM Sportsbook at **Nationals Park** in Washington, D.C., which opened in January 2022.

2023 NOTES

HISTORIC

In the 7-6 loss at Atl in the second game of the season, **RHP Daniel Duarte** (6th inning) and **RHP Alexis Díaz** (7th) each made his **Major League debut** with a scoreless inning and 2 strikeouts...for the first time **since 1900**, 2 Reds pitchers made their ML debuts in the same game with scoreless apps...**Duarte** and **Díaz** became the first pair of Reds pitchers to make first career apps in the same game since starter **Daniel Wright** and reliever **A.J. Morris** participated in an 8-2 Reds loss on **5/24/16** at **LAD**...courtesy @EliasSports.

DOUBLE, DOUBLE, DOUBLE, DOUBLE

SS Kyle Farmer on 4/27 vs SD tied the Major League record for **doubles in a game** with **4**, accomplished many times and most recently by Pit's **Kevin Newman** on 8/14/21 vs Mil... **Farmer** is the first player with 4 doubles in a game at **Great American Ball Park**...was **Farmer's first career 4-hit game**...below are Reds batters who share the record:

Kyle Farmer	4/27/2022 vs SD
Billy Hatcher	8/21/1990 vs Cubs
Jim Greengrass	4/13/1954 vs Mil Braves
Billy Werber	5/13/1940 vs StL
Ernie Lombardi	5/8/1935 vs Phi

REDS AS DESIGNATED HITTERS

Player	Avg	H	AB	HR	RBI
Mike Moustakas, 29gs	.267	27	101	2	8
Donovan Solano, 24gs	.355	33	93	3	10
Jake Fraley, 14gs	.333	18	54	3	10
Joey Votto, 14gs	.264	14	53	2	11
Jonathan India, 13gs	.311	14	45	1	7
Brandon Drury, 12gs	.300	15	50	4	10
Tyler Naquin, 11gs	.262	11	42	2	5
Kyle Farmer, 10gs	.270	10	37	1	6
Tommy Pham, 8gs	.310	9	29	3	7
Alejo Lopez, 7gs	.231	6	26	1	4
Nick Senzel, 5gs	.111	2	18	1	3
TJ Friedl, 4gs	.231	3	13	0	3
Tyler Stephenson, 3gs	.385	5	13	0	4
Colin Moran, 2gs	.167	1	6	0	2
Spencer Steer, 2gs	.333	2	6	0	1
Albert Almora Jr., 1gs	.250	1	4	0	0
Aramis Garcia, 1gs	.000	0	1	0	0
Ronnie Dawson, 1gs	.000	0	3	0	0
Max Schrock, 1gs	.200	1	5	0	0
2022 DH Totals	*.286	173	605	24	95
2021 DH Totals	.214	9	42	0	4
2020 DH Totals	.194	39	201	13	29
2019 DH Totals	.286	10	35	4	6
2018 DH Totals	.282	11	39	2	9
2017 DH Totals	.237	9	38	1	3
2016 DH Totals	.150	6	40	0	0
2015 DH Totals	.333	12	36	2	5
2014 DH Totals	.250	9	36	1	4

* Led Major Leagues

2022 BATTING STATISTICS

Player	Team	AVG	G	AB	R	H	TB	2B	3B	HR	RBI	BB	IBB	SO	SB	CS	OBP	SLG	OPS	PASH	SF	HPG	IDP	E	
Almora Jr., A	CIN	.223	64	215	26	48	75	10	1	5	29	17	0	46	3	2	.282	.349	.631	235	1	1	1	9	2
Aquino, A	CIN	.197	80	259	24	51	94	13	0	10	30	17	0	101	2	3	.246	.363	.609	276	0	0	0	1	5
Barrero, J	CIN	.152	48	165	13	25	34	3	0	2	10	9	0	76	4	1	.195	.206	.401	174	0	0	0	4	6
Dawson, R	CIN	.000	1	3	0	0	0	0	0	0	0	0	0	2	0	0	.000	.000	.000	3	0	0	0	0	0
Drury, B	CIN	.274	92	350	62	96	182	22	2	20	59	29	0	84	2	2	.335	.520	.855	385	0	2	4	6	4
Drury, B	SD	.238	46	168	25	40	73	9	0	8	28	9	0	42	0	1	.290	.435	.725	183	0	2	4	2	1
Drury, B	Totals	.263	138	518	87	136	255	31	2	28	87	38	0	126	2	3	.320	.492	.812	568	0	4	8	8	5
Fairchild, S	CIN	.279	38	86	13	24	45	4	1	5	6	8	0	29	0	2	.374	.523	.897	99	0	0	5	1	0
Fairchild, S	SEA	.000	3	3	0	0	0	0	0	0	0	0	0	2	0	0	.000	.000	.000	3	0	0	0	0	0
Fairchild, S	SF	.000	5	8	1	0	0	0	0	0	0	0	0	3	0	0	.000	.000	.000	8	0	0	0	0	0
Fairchild, S	Totals	.247	46	97	14	24	45	4	1	5	6	8	0	34	0	2	.336	.464	.800	110	0	0	5	1	0
Farmer, K	CIN	.255	145	526	58	134	203	25	1	14	78	33	0	99	4	3	.315	.386	.701	513	2	6	16	20	9
Fraley, J	CIN	.259	68	216	33	56	101	9	0	12	28	26	1	54	4	1	.344	.468	.812	247	0	2	3	1	2
Friedl, T	CIN	.240	72	225	33	54	98	10	5	8	25	20	0	40	7	2	.314	.436	.750	258	0	6	7	3	1
Garcia, A	CIN	.213	47	108	6	23	28	2	0	1	4	3	0	34	0	1	.248	.259	.507	115	2	0	2	4	2
Hendrix, R	CIN	.000	9	0	0	0	0	0	0	0	0	0	0	0	0	0	.000	.000	.000	0	0	0	0	0	0
Hoffman, J	CIN	.000	35	0	0	0	0	0	0	0	0	0	0	0	0	0	.000	.000	.000	0	0	0	0	0	1
India, J	CIN	.249	103	386	48	96	146	16	2	10	41	31	1	94	3	4	.327	.378	.705	431	0	0	14	5	10
Kolozsvary, M	CIN	.200	10	20	3	4	9	2	0	1	3	1	0	9	0	0	.238	.450	.688	21	0	0	0	1	0
Kuhnel, J	CIN	.000	53	0	0	0	0	0	0	0	0	0	0	0	0	0	.000	.000	.000	0	0	0	0	0	1
Lopez, A	CIN	.262	61	145	15	38	48	5	1	1	10	9	1	21	3	1	.314	.331	.645	156	0	0	2	1	2
Moran, C	CIN	.211	42	109	11	23	41	3	0	5	23	16	0	30	0	0	.305	.376	.681	128	0	3	0	4	0
Moreta, D	CIN	.000	35	0	0	0	0	0	0	0	0	0	0	0	0	0	.000	.000	.000	0	0	0	0	0	0
Motter, T	CIN	.167	2	6	0	1	1	0	0	0	0	0	0	3	0	0	.167	.167	.334	6	0	0	0	0	3
Moustakas, M	CIN	.214	78	252	30	54	87	12	0	7	25	24	0	75	2	0	.295	.345	.640	285	0	3	6	8	1
Naquin, T	CIN	.246	56	187	29	46	83	12	2	7	33	13	2	53	3	2	.305	.444	.749	204	1	0	3	1	0
Naquin, T	NYM	.203	49	123	18	25	48	7	2	4	13	6	0	40	1	0	.246	.390	.636	130	0	0	1	2	2
Naquin, T	Totals	.229	105	310	47	71	131	19	4	11	46	19	2	93	4	2	.282	.423	.705	334	1	0	4	3	2
Okey, C	CIN	.167	7	12	3	2	2	0	0	0	0	0	0	5	0	0	.231	.167	.398	13	0	0	1	0	1
Papierski, M	CIN	.159	34	82	6	13	17	1	0	1	4	9	0	22	0	0	.242	.207	.449	93	2	0	0	4	1
Papierski, M	SF	.000	5	9	1	0	0	0	0	0	0	1	0	4	0	0	.100	.000	.100	10	0	0	0	0	0
Papierski, M	Totals	.143	39	91	7	13	17	1	0	1	4	10	0	26	0	0	.228	.187	.415	103	2	0	0	4	1
Pham, T	BOS	.234	53	214	32	50	80	12	0	6	24	14	0	67	1	1	.298	.374	.672	235	0	1	6	7	3
Pham, T	CIN	.238	91	340	57	81	127	11	1	11	39	42	0	100	7	2	.320	.374	.694	387	0	4	1	13	4
Pham, T	Totals	.236	144	554	89	131	207	23	1	17	63	56	0	167	8	3	.312	.374	.686	622	0	5	7	20	7
Reynolds, M	CIN	.246	92	244	31	60	81	10	1	3	23	26	0	78	5	0	.320	.332	.652	272	0	1	1	7	6
Reynolds, M	NYM	.000	1	0	0	0	0	0	0	0	0	0	0	0	0	0	.000	.000	.000	0	0	0	0	0	0
Reynolds, M	Totals	.246	93	244	31	60	81	10	1	3	23	26	0	78	5	0	.320	.332	.652	272	0	1	1	7	6
Riddle, J	CIN	.250	2	4	0	1	1	0	0	0	0	0	0	1	0	0	.250	.250	.500	4	0	0	0	0	0
Robinson, C	CIN	.136	25	59	3	8	16	2	0	2	5	0	0	17	0	0	.136	.271	.407	60	1	0	0	5	1
Romine, Au	CIN	.147	37	95	8	14	25	2	0	3	9	2	0	36	0	0	.173	.263	.436	99	1	0	1	2	1
Romine, Au	LAA	.250	3	8	0	2	2	0	0	0	0	0	0	3	0	0	.250	.250	.500	9	1	0	0	0	0
Romine, Au	STL	.154	11	26	2	4	5	1	0	0	0	2	0	7	0	0	.214	.192	.406	28	0	0	0	0	0
Romine, Au	Totals	.155	51	129	10	20	32	3	0	3	9	4	0	46	0	0	.187	.248	.435	136	2	0	1	2	1
Sanmartin, R	CIN	.000	45	2	0	0	0	0	0	0	0	0	0	1	0	0	.000	.000	.000	2	0	0	0	0	0
Schrock, M	CIN	.154	13	26	1	4	4	0	0	0	1	1	0	6	0	0	.185	.154	.339	27	0	0	0	0	0
Senzel, N	CIN	.231	110	373	45	86	114	13	0	5	25	30	0	76	8	5	.296	.306	.602	420	2	1	5	7	4
Siani, M	CIN	.167	9	24	1	4	4	0	0	0	0	0	0	7	0	1	.167	.167	.334	24	0	0	0	1	0
Solano, D	CIN	.284	80	278	22	79	107	16	0	4	24	19	1	61	0	0	.339	.385	.724	304	0	2	5	5	2
Steer, S	CIN	.211	28	95	12	20	31	5	0	2	8	11	0	26	0	1	.306	.326	.632	108	0	0	2	2	2
Stephenson, T	CIN	.319	50	166	24	53	80	9	0	6	35	12	0	47	1	0	.372	.482	.854	183	0	2	3	4	0
Strickland, H	CIN	.000	66	0	0	0	0	0	0	0	0	0	0	0	0	0	.000	.000	.000	0	0	0	0	0	0
Votto, J	CIN	.205	91	322	31	66	119	18	1	11	41	44	0	97	0	0	.319	.370	.689	376	0	0	10	8	1
Reds		.235	162	5380	648	1264	2003	235	18	156	618	452	6	1430	58	33	.304	.372	.676	5978	12	33	92	127	81
Opponents		.251	162	5439	815	1366	2335	284	23	213	786	612	21	1414	122	31	.336	.429	.765	6220	11	47	110	98	

2022 PITCHING STATISTICS

PITCHER	Team	R/L	W	L	ERA	G	GS	CG	SHO	GF	SV	IP	H	R	ER	HR	HB	BB	IBB	SO	WP	BK	OPP
																							AVG
Anderson, C	CIN	R	2	4	6.38	9	7	0	0	1	0	24.0	17	18	17	3	3	15	0	23	0	0	.205
Ashcraft, G	CIN	R	5	6	4.89	19	19	0	0	0	0	105.0	119	61	57	11	8	30	1	71	9	0	.281
Castillo, L	CIN	R	4	4	2.86	14	14	0	0	0	0	85.0	63	30	27	7	4	28	0	90	0	1	.201
Castillo, L	SEA	R	4	2	3.17	11	11	0	0	0	0	65.1	55	26	23	6	4	17	0	77	0	0	.226
Castillo, L	2 Teams	R	8	6	2.99	25	25	0	0	0	0	150.1	118	56	50	13	8	45	0	167	0	1	.212
Cessa, L	CIN	R	4	4	4.57	46	10	0	0	1	0	80.2	76	44	41	14	2	28	0	59	3	0	.250
Cruz, F	CIN	R	0	1	1.23	14	2	0	0	1	0	14.2	9	3	2	1	1	9	0	21	1	0	.167
Detwiler, R	CIN	L	0	2	4.44	30	0	0	0	7	1	26.1	31	13	13	5	3	10	2	28	0	0	.287
Díaz, A	CIN	R	7	3	1.84	59	0	0	0	20	10	63.2	28	18	13	5	5	33	3	83	7	0	.131
Diehl, P	CIN	L	0	0	11.12	5	0	0	0	1	0	5.2	8	7	7	3	0	3	1	3	1	0	.320
Dowdy, K	CIN	R	0	0	0.00	2	0	0	0	0	0	6.1	5	0	0	0	1	3	0	3	0	0	.217
Duarte, D	CIN	R	0	0	10.13	3	0	0	0	1	0	2.2	3	3	3	1	0	3	0	2	0	0	.300
Dugger, R	CIN	R	0	1	6.75	3	1	0	0	0	0	10.2	11	8	8	3	0	7	0	12	1	0	.268
Dugger, R	TB	R	0	0	5.06	1	0	0	0	1	0	5.1	8	3	3	0	0	0	0	7	1	0	.333
Dugger, R	2 Teams	R	0	1	6.19	4	1	0	0	1	0	16.0	19	11	11	3	0	7	0	19	2	0	.292
Dunn, J	CIN	R	1	3	6.10	7	7	0	0	0	0	31.0	32	21	21	11	3	17	0	21	0	0	.276
Espinal, R	CIN	R	0	1	7.71	2	0	0	0	0	0	4.2	6	4	4	1	0	1	0	5	0	0	.316
Farmer, B	CIN	R	2	2	3.83	44	0	0	0	10	2	47.0	36	21	20	2	1	25	0	54	4	0	.211
Farrell, L	CHC	R	0	0	4.09	4	2	0	0	1	0	11.0	12	5	5	2	0	3	0	9	0	0	.267
Farrell, L	CIN	R	0	0	9.00	2	0	0	0	1	0	4.0	6	5	4	1	0	4	0	5	0	0	.333
Farrell, L	2 Teams	R	0	0	5.40	6	2	0	0	2	0	15.0	18	10	9	3	0	7	0	14	0	0	.286
Gibaut, I	CIN	R	1	2	4.67	33	0	0	0	3	1	34.2	38	18	18	3	0	18	0	48	0	1	.279
Gibaut, I	CLE	R	0	0	0.00	1	0	0	0	0	0	1.1	1	0	0	0	1	0	0	0	0	0	.200
Gibaut, I	2 Teams	R	1	2	4.50	34	0	0	0	3	1	36.0	39	18	18	3	1	18	0	48	0	1	.277
Greene, H	CIN	R	5	13	4.44	24	24	1	1	0	0	125.2	104	64	62	24	10	48	0	164	4	0	.222
Gutierrez, V	CIN	R	1	6	7.61	10	8	0	0	0	0	36.2	46	31	31	8	6	24	1	29	2	0	.313
Hendrix, R	CIN	R	0	0	5.40	9	0	0	0	7	0	8.1	9	5	5	0	2	6	1	9	3	0	.300
Hoffman, J	CIN	R	2	0	3.83	35	1	0	0	7	0	44.2	40	22	19	5	3	23	1	45	3	0	.235
Kuhnel, J	CIN	R	2	3	6.36	53	0	0	0	13	1	58.0	67	41	41	8	5	14	1	56	1	0	.291
Law, D	CIN	R	2	2	4.08	15	0	0	0	1	0	17.2	19	8	8	2	1	7	0	15	0	0	.271
Law, D	DET	R	0	1	4.50	2	0	0	0	1	0	2.0	4	5	1	1	1	1	0	2	1	0	.444
Law, D	2 Teams	R	2	3	4.12	17	0	0	0	2	0	19.2	23	13	9	3	2	8	0	17	1	0	.291
Lodolo, N	CIN	L	4	7	3.66	19	19	0	0	0	0	103.1	90	44	42	13	19	39	0	131	6	0	.235
Lopez, A	CIN	R	0	0	6.75	3	0	0	0	3	0	2.2	2	2	2	2	0	0	0	0	0	0	.200
Mahle, T	CIN	R	5	7	4.40	19	19	0	0	0	0	104.1	91	53	51	12	2	39	0	114	3	1	.232
Mahle, T	MIN	R	1	1	4.41	4	4	0	0	0	0	16.1	13	8	8	4	0	4	0	12	0	0	.220
Mahle, T	2 Teams	R	6	8	4.40	23	23	0	0	0	0	120.2	104	61	59	16	2	43	0	126	3	1	.230
Minor, M	CIN	L	4	12	6.06	19	19	0	0	0	0	98.0	120	72	66	24	7	40	4	76	2	0	.296
Moreta, D	CIN	R	0	2	5.40	35	1	0	0	17	1	38.1	32	24	23	10	4	13	1	39	1	0	.227
Overton, C	CIN	R	1	0	2.73	6	4	0	0	1	0	33.0	21	10	10	1	0	11	0	14	0	0	.188
Reynolds, M	CIN	R	0	0	6.75	2	0	0	0	2	0	1.1	3	1	1	0	2	0	0	0	0	0	.500
Sanmartin, R	CIN	L	4	4	6.32	45	4	0	0	3	0	57.0	66	43	40	8	0	29	2	47	2	2	.293
Santillan, T	CIN	R	0	1	5.49	21	0	0	0	4	4	19.2	23	14	12	1	4	12	1	21	4	0	.299
Schrock, M	CIN	R	0	0	45.00	1	0	0	0	1	0	1.0	7	5	5	2	0	0	0	0	0	0	.700
Sims, L	CIN	R	1	0	9.45	6	0	0	0	1	1	6.2	5	7	7	0	1	6	0	5	0	0	.217
Solomon, J	CIN	R	0	0	10.80	9	0	0	0	5	0	8.1	8	10	10	3	1	5	0	9	0	0	.242
Strickland, H	CIN	R	3	3	4.91	66	0	0	0	35	7	62.1	61	37	34	8	7	33	1	60	1	0	.253
Warren, A	CIN	R	2	3	6.50	39	0	0	0	15	3	36.0	37	29	26	6	2	22	1	40	0	0	.264
Wilson, J	CIN	L	0	1	2.45	5	0	0	0	0	0	3.2	3	1	1	0	0	0	0	7	0	0	.231
Zeuch, T	CIN	R	0	3	15.19	3	3	0	0	0	0	10.2	24	18	18	5	3	7	0	5	0	0	.453
Reds			62	100	4.86	162	162	1	6	161	31	1423.1	1366	815	768	213	1106	12	2114	14	58	5	.251
Opponents			100	62	3.64	162	162	2	9	160	46	1442.1	1264	648	583	156	924	52	6143	0	57	8	.235

2022 FIELDING STATISTICS

CATCHER

Player	Team	PCT	G	GS	INN	TC	PO	A	E	DP	TP	PB	CWP	SB	CS
Garcia, A	CIN	.994	41	34	294.1	317	303	12	2	1	0	0	14	18	6
Kolozsvary, M	CIN	1.000	9	6	60.0	53	53	0	0	0	0	2	4	4	1
Okey, C	CIN	.968	7	3	33.2	31	30	0	1	0	0	1	3	6	1
Papierski, M	CIN	.996	34	27	252.2	264	250	13	1	1	0	2	9	31	4
Robinson, C	CIN	.993	25	20	169.0	146	140	5	1	0	0	1	4	14	3
Romine, Au	CIN	.997	37	29	262.0	304	291	12	1	2	0	1	9	22	6
Stephenson, T	CIN	1.000	45	43	351.2	401	385	16	0	1	0	2	15	27	10

FIRST BASE

Player	Team	PCT	G	GS	INN	TC	PO	A	E	DP	TP
Drury, B	CIN	1.000	9	5	52.2	51	46	5	0	8	0
Farmer, K	CIN	.000	2	0	2.1	0	0	0	0	0	0
Garcia, A	CIN	1.000	5	0	8.0	8	7	1	0	0	0
Moran, C	CIN	1.000	25	20	175.2	136	118	18	0	10	0
Moustakas, M	CIN	1.000	24	21	184.1	181	167	14	0	10	0
Reynolds, M	CIN	1.000	13	6	63.2	81	72	9	0	7	0
Solano, D	CIN	1.000	26	25	215.0	213	194	19	0	25	0
Steer, S	CIN	1.000	9	9	71.0	55	50	5	0	5	0
Stephenson, T	CIN	1.000	1	0	0.1	1	1	0	0	0	0
Votto, J	CIN	.998	76	76	650.1	541	492	48	1	40	0

SECOND BASE

Player	Team	PCT	G	GS	INN	TC	PO	A	E	DP	TP
Drury, B	CIN	1.000	20	16	132.1	43	13	30	0	5	0
India, J	CIN	.966	86	85	720.0	291	104	177	10	31	0
Lopez, A	CIN	.976	33	22	213.0	82	34	46	2	13	0
Motter, T	CIN	1.000	1	0	2.0	1	1	0	0	0	0
Reynolds, M	CIN	.956	36	29	258.0	114	47	62	5	13	0
Schrock, M	CIN	1.000	2	1	10.0	4	2	2	0	0	0
Senzel, N	CIN	1.000	1	0	2.0	2	0	2	0	0	0
Solano, D	CIN	.952	7	5	50.0	21	7	13	1	2	0
Steer, S	CIN	.960	5	4	36.0	25	9	15	1	6	0

THIRD BASE

Player	Team	PCT	G	GS	INN	TC	PO	A	E	DP	TP
Drury, B	CIN	.963	62	54	476.0	108	33	71	4	10	0
Farmer, K	CIN	.979	36	35	299.1	95	32	61	2	8	0
Lopez, A	CIN	1.000	8	4	38.1	18	4	14	0	1	0
Moran, C	CIN	1.000	14	9	81.1	21	6	15	0	1	0
Motter, T	CIN	.500	2	2	12.0	6	0	3	3	0	0
Moustakas, M	CIN	.978	25	22	178.0	45	16	28	1	2	0
Reynolds, M	CIN	1.000	14	6	68.2	17	6	11	0	2	0
Riddle, J	CIN	1.000	1	1	9.0	6	2	4	0	0	0
Senzel, N	CIN	1.000	2	1	13.0	2	1	1	0	0	0
Solano, D	CIN	.977	16	16	140.0	44	14	29	1	3	0
Steer, S	CIN	.960	14	12	107.2	25	6	18	1	1	0

SHORTSTOP

Player	Team	PCT	G	GS	INN	TC	PO	A	E	DP	TP
Barrero, J	CIN	.965	48	46	407.1	172	58	108	6	26	0
Drury, B	CIN	1.000	2	0	4.0	3	2	1	0	0	0
Farmer, K	CIN	.979	98	97	842.0	328	106	215	7	50	0
Reynolds, M	CIN	.988	23	19	170.0	80	26	53	1	5	0

LEFT FIELDER

Player	Team	PCT	G	GS	INN	TC	PO	A	E	DP	TP
Almora Jr., A	CIN	1.000	17	15	131.0	33	30	3	0	0	0
Aquino, A	CIN	1.000	7	3	36.0	12	10	2	0	0	0
Fairchild, S	CIN	1.000	20	15	127.0	27	27	0	0	0	0
Fraleigh, J	CIN	1.000	29	21	191.0	42	41	1	0	0	0
Friedl, T	CIN	.975	25	22	182.1	40	37	2	1	1	0
Lopez, A	CIN	1.000	4	1	15.0	8	8	0	0	0	0
Pham, T	CIN	.975	83	82	716.0	161	150	7	4	1	0
Reynolds, M	CIN	1.000	3	2	16.0	3	3	0	0	0	0
Schrock, M	CIN	1.000	2	1	9.0	3	3	0	0	0	0

CENTER FIELDER

Player	Team	PCT	G	GS	INN	TC	PO	A	E	DP	TP
Almora Jr., A	CIN	1.000	23	19	168.1	48	48	0	0	0	0
Aquino, A	CIN	1.000	2	1	11.0	5	5	0	0	0	0
Fairchild, S	CIN	1.000	15	9	92.0	17	17	0	0	0	0
Fraleigh, J	CIN	1.000	7	7	56.0	13	13	0	0	0	0
Friedl, T	CIN	1.000	24	21	183.0	58	56	2	0	0	0
Naquin, T	CIN	.000	1	0	1.0	0	0	0	0	0	0
Reynolds, M	CIN	.000	1	0	2.0	0	0	0	0	0	0
Senzel, N	CIN	.984	101	98	846.2	243	236	3	4	2	0
Siani, M	CIN	1.000	9	7	63.1	13	13	0	0	0	0

RIGHT FIELDER

Player	Team	PCT	G	GS	INN	TC	PO	A	E	DP	TP
Almora Jr., A	CIN	.967	28	25	223.2	61	57	2	2	0	0
Aquino, A	CIN	.964	69	66	561.1	140	125	10	5	4	0
Drury, B	CIN	.000	1	0	1.0	0	0	0	0	0	0
Fairchild, S	CIN	1.000	4	2	17.0	6	6	0	0	0	0
Fraleigh, J	CIN	.933	16	14	127.0	30	28	0	2	0	0
Friedl, T	CIN	1.000	15	11	101.0	30	30	0	0	0	0
Lopez, A	CIN	1.000	2	0	3.1	1	1	0	0	0	0
Naquin, T	CIN	1.000	42	38	333.0	77	74	3	0	0	0
Reynolds, M	CIN	1.000	10	5	45.0	15	15	0	0	0	0
Schrock, M	CIN	1.000	3	1	11.0	5	5	0	0	0	0

STARTERS & RELIEVERS

	w-l	era	ip	er	hr
Starters	33-73	4.97	809.2	447	131
Relievers	29-27	4.72	613.2	322	82

Quality Starts (29-22)

Pitcher, Record in Quality Starts

Ashcraft 5-4	Castillo 6-4	Cessa 0-1
Dunn 0-1	Greene 4-5	Lodolo 5-3
Mahle 6-3	Minor 1-1	Overton 2-0

Save Opportunities (31-53)

Pitcher, Saves-Save Opportunities

Cessa 0-1	Cruz 0-1	Detwiler 1-1
Díaz 10-14	Farmer 2-3	Gibaut 1-3
Hoffman 0-1	Kuhnel 1-3	Moreta 1-1
Santillan 4-7	Sims 1-1	Strickland 7-11
Warren 3-6				

MULTI-HOMER GAMES (7)

Colin Moran	5/8 vs PIT
Mike Moustakas.....	5/13 at PIT
Aristides Aquino.....	5/23 vs CHC
Kyle Farmer.....	5/26 vs CHC
Jose Barrero.....	8/6 at MIL
TJ Friedl.....	9/4/g1 vs COL
Aristides Aquino.....	9/7 at CHC

WALKOFF HOMERS (0)

None

BACK-TO-BACK HOMERS (5)

Tommy Pham/Mike Moustakas	5/3 at MIL
Brandon Drury/Tommy Pham.....	6/17 vs MIL
Farmer/Moustakas/Fairchild.....	7/13 at NYY
Jake Fraley/Jonathan India	8/16 vs PHI
Kyle Farmer/Jake Fraley	9/28 at PIT

GRAND SLAMS (4)

Colin Moran	5/8 vs PIT
Albert Almora Jr.....	6/4 vs WSH
Jonathan India.....	7/25 vs MIA
Aristides Aquino.....	9/4 vs COL

PINCH-HIT HOMERS (2)

Jake Fraley.....	9/2 vs COL
Aristides Aquino.....	9/4 vs COL

LEADOFF HOMERS (5)

Tyler Naquin	4/30 at COL
Jonathan India.....	6/21 vs LAD
Jonathan India.....	7/16 at STL
Jake Fraley.....	8/21 at PIT
T.J. Friedl.....	9/9 at MIL

Reds by Batting Order (Record in Starts)

- India (25-45), Friedl (15-26), Senzel (8-7), Fraley (6-8), Naquin (5-6), Farmer (0-5), Reynolds (1-2), Schrock (2-0), Lopez (0-1)
- India (12-16), Senzel (4-11), Naquin (1-13), Steer (1-6), Fraley (3-3), Solano (4-1), Farmer (1-3), Stephenson (1-1), Lopez (0-2), Aquino (1-0), Almora Jr. (0-1)
- Farmer (20-36), Moustakas (2-2), Solano (2-2), Stephenson (1-3), Reynolds (1-1), Senzel (1-0), Fraley (0-1)
- Fraley (7-13), Moustakas (8-10), Solano (5-10), Naquin (4-1), Farmer (1-3), Aquino (1-2), Stephenson (2-0), Steer (1-1), Reynolds (1-0), Moran (1-0), Fairchild (0-1)
- Farmer (14-23), Solano (11-19), Aquino (1-10), Fairchild (3-5), Moustakas (4-3), Senzel (3-3), Friedl (3-2), Almora Jr. (1-3), Steer (2-2), Drury (0-3), Lopez (0-3), Moran (1-2), Reynolds (0-1), Fraley (0-1), Naquin (1-0)
- Senzel (8-20), Farmer (10-7), Moustakas (6-10), Reynolds (5-7), Solano (5-6), Moran (5-4), Almora Jr. (2-6), Steer (3-4), Naquin (3-3), Lopez (1-5), Fairchild (1-4), Drury (0-3), Fraley (0-1), Schrock (1-0)
- Almora Jr. (10-10), Senzel (9-10), Reynolds (5-11), Aquino (7-7), Lopez (4-8), Moran (4-8), Naquin (6-4), Friedl (3-4), Farmer (3-2), Steer (1-4), Fairchild (1-4), Siani (1-3), Solano (2-1), Fraley (0-2), Garcia (0-1), Romine (0-1), Motter (0-1)
- Almora Jr. (10-13), Senzel (7-10), Farmer (7-7), Lopez (4-6), Reynolds (3-6), Aquino (3-5), Garcia (2-4), Fairchild (2-2), Drury (0-3), Moran (0-3), Siani (0-3), Moustakas (1-1), Solano (2-0), Friedl (1-1), Fraley (2-0), Naquin (0-2), Steer (1-1), Schrock (0-1), Motter (1-0), Riddle (1-0), Dawson (0-1)
- Romine (10-18), Papierski (12-15), Reynolds (12-11), Robinson (8-12), Fraley (1-8), Kolozsvary (2-4), Almora Jr. (3-1), Senzel (3-0), Friedl (0-3), Moran (0-3), Fairchild (1-2), Okey (1-2), Drury (1-0), Aquino (1-0)

Reds Starters by Position (Record in Starts)

- 1B Votto (27-49), Solano (9-16), Moustakas (11-10), Moran (9-11), Steer (3-6), Reynolds (2-4), Drury (1-4)
- 2B India (30-55), Reynolds (15-14), Lopez (4-18), Drury (5-11), Solano (5-0), Steer (2-2), Schrock (1-0)
- 3B Drury (27-27), Farmer (13-22), Moustakas (6-16), Solano (5-11), Steer (4-8), Moran (1-8), Reynolds (2-4), Lopez (2-2), Motter (1-1), Senzel (0-1), Riddle (1-0)
- SS Farmer (41-56), Barrero (15-31), Reynolds (6-13)
- C Stephenson (20-23), Garcia (9-25), Romine (10-19), Papierski (12-15), Robinson (8-12), Kolozsvary (2-4), Okey (1-2)
- LF Pham (31-51), Friedl (9-13), Fraley (8-13), Almora Jr. (8-7), Fairchild (4-11), Aquino (0-3), Reynolds (1-1), Lopez (0-1), Schrock (1-0)
- CF Senzel (41-57), Friedl (8-13), Almora Jr. (8-11), Fairchild (3-6), Fraley (0-7), Siani (1-6), Aquino (1-0)
- RF Aquino (25-41), Naquin (15-23), Almora Jr. (10-15), Fraley (5-9), Friedl (4-7), Reynolds (2-3), Fairchild (1-1), Schrock (0-1)
- DH Moustakas (10-19), Solano (12-12), Votto (4-10), Fraley (6-8), India (7-6), Drury (2-10), Naquin (5-6), Farmer (2-8), Pham (4-4), Lopez (3-4), Senzel (2-3), Friedl (1-3), Stephenson (2-1), Moran (1-1), Steer (0-2), Almora Jr. (0-1), Garcia (0-1), Schrock (1-0), Dawson (0-1)

Reds Record When...

2022 WON-LOST BREAKDOWN			
	Home	Road	Total
Club	W-L	W-L	W-L
vs Atl	1-2	2-2	3-4
vs Mia	2-2	2-1	4-3
vs NYM	1-2	0-3	1-5
vs Phi	1-2	0-4	1-6
vs Wsh	1-3	2-1	3-4
Totals	6-11	6-11	12-22
vs Chc	5-5	3-6	8-11
vs Mil	3-7	3-6	6-13
vs Pit	3-6	4-6	7-12
vs STL	4-5	3-7	7-12
Totals	15-23	13-25	28-48
vs Ari	2-2	2-1	4-3
vs Col	2-1	0-3	2-4
vs LAD	0-3	0-4	0-7
vs SD	0-3	0-3	0-6
vs SF	2-1	2-1	4-2
Totals	6-10	4-12	10-22
vs NL	27-44	23-48	50-92
vs Bal	2-1	0-0	2-1
vs Bos	1-1	1-1	2-2
vs Cle	0-2	2-0	2-2
vs NYY	0-0	2-1	2-1
vs TB	3-0	0-0	3-0
vs Tor	0-0	1-2	1-2
Totals	6-4	6-4	12-8
MLB Totals	33-48	29-52	62-100

Overall	62-100	Scored 3 or Fewer Runs	15-65
Home	33-48	Scored 4 or More Runs	47-35
Road	29-52	Scored 5 or More Runs	38-17
Day	24-36	Allowed 3 or Fewer Runs	48-13
Night	38-64	Allowed 4 or More Runs	14-87
Current Streak	L1	Allowed 5 or More Runs	11-76
Last 5 Games	2-3	More Hits than Opponent	47-17
Last 10 Games	3-7	Fewer Hits than Opponent	12-76
April	3-18	Committed No Errors	44-56
May	14-13	Committed 1 or More Errors	18-44
June	9-18	Before All-star Game	34-57
July	14-12	After All-star Game	28-43
August	11-17	Starter Goes at least 5 inn	50-52
September	9-19	Starter Goes at least 6 inn	30-25
October	2-3	Starter Goes at least 7 inn	13-3
Vs. LHSP	17-29		
Vs. RHSP	45-71		
Series Opener	22-30		
Series Opener at Home	10-16		
Series Opener on Road	12-14		
By Series	17-27-8		
By Home Series	8-13-5		
By Road Series	9-14-3		
Rubber Games	10-4		
Sweeps/Were Swept	2-14		
Scored First	39-37		
Opponent Scored First	23-63		
1-run games	21-23		
1 or 2 run games	30-37		
Comeback Wins	25-43		
Last AB Wins	16-16		
Walkoff Wins	7-6		
Extra Innings	6-5		
Led After 6	44-9		
Led After 7	45-7		
Led After 8	51-5		
Tied After 6	12-13		
Tied After 7	12-7		
Tied After 8	8-6		
Behind After 6	6-78		
Behind After 7	4-86		
Behind After 8	2-89		
Division Games	28-48		
Vs. Other Divisions	34-52		
Vs. A.L. Teams	12-8		
Vs. N.L. Teams	50-92		
Vs. A.L. East	10-6		
Vs. A.L. Central	2-2		
Vs. N.L. East	12-22		
Vs. N.L. Central	28-48		
Vs. N.L. West	10-22		
Hit 0 HR	17-46		
Hit 1+ HR	45-54		
Hit 2+ HR	17-21		

MISC.	H W-L	R W-L	T W-L
Shutouts	4-3	2-6	6-9
SHO - Individual	1-0	0-2	1-2
Extra Innings	2-2	4-3	6-5
1-Run Decisions	11-8	10-15	21-23
2-Run Decisions	2-9	7-5	9-14
vs LH Starters	10-14	7-15	17-29
vs RH Starters	23-34	22-37	45-71
Grass Fields	33-48	24-48	57-96
Artificial Fields	0-0	5-4	5-4
Day Games	15-18	9-18	24-36
Night Games	18-30	20-34	38-64

	REDS	OPP.
Double Plays	115	148
Triple Plays	0	0
Left On Base	1020	1152
Solo HR	97	113
Two-Run HR	36	72
Three-Run HR	19	24
Grand Slam HR	4	4
Home Runs (Home)	89	128
Home Runs (Away)	67	85

	W	L
Starters	33	73
Relievers	29	27
Streaks	5	11

Doubleheaders	W	L	S
Home	0	1	3
Away	0	1	0

Reds Walkoff Wins (6)

Date	Batter	Winning Hit	Inning	Score	Opp.
7/3	Albert Almora Jr.	RBI Single	9	W, 4-3	ATL
7/5	Mike Moustakas	RBI Sac Fly	9	W, 1-0	NYM
7/8	Tyler Naquin	Balk	10	W, 2-1	TB
7/9	Nick Senzel	RBI Single	10	W, 5-4	TB
8/17	Jose Barrero	RBI Single	9	W, 1-0	PHI
9/2	Jonathan India	RBI Single	9	W, 3-2	COL
10/4	Spencer Steer	RBI Double	9	W, 3-2	CHC

Reds Extra-Inning Games (6-5)

Date	Opp.	H-R D-N	Score	Innings	Winning Pitcher	Losing Pitcher
5/17	at Cle	R-N	W, 5-4	10	Warren, 2-1	Sandlin, 3-2
6/14	at Ari	R-N	W, 5-3	12	Cessa, 3-1	Poppen, 1-1
7/6	vs NYM	H-N	L, 3-8	10	Ottavino, 3-2	Moreta, 0-2
7/8	vs TB	H-N	W, 2-1	10	Kuhnel, 1-1	Wisler, 2-3
7/9	vs TB	H-D	W, 5-4	10	Hoffman, 2-0	Faucher, 1-3
7/13	at NYY	R-N	L, 6-7	10	King, 6-1	Díaz, 2-1
7/14	at NYY	R-N	W, 7-6	10	Sanmartin, 3-4	Luetge, 2-3
8/7	at Mil	R-D	W, 4-2	10	Strickland, 3-3	Williams, 2-2
8/31	vs StL	H-N	L, 1-3	13	Pallante, 6-4	Anderson, 0-2
9/17/g2	at StL	R-N	L, 0-1	11	Matz, 5-3	Cruz, 0-1
9/28	at Pit	R-D	L, 3-4	10	Ramirez, 3-1	Díaz, 6-3

Reds by Game/Sweeps
REDS BY DAY

Mon (6-9), Tue (10-16), Wed (6-18), Thur (9-11),
Fri (8-16), Sat (7-20), Sun (16-10)

REDS BY MONTH

April (3-18), May (14-13), June (9-18), July (14-12),
August (11-17), September (9-19), October (2-3)

REDS BY SERIES

Series: W (17), L (27), Split (8)
Sweeps (2), Swept By (14)

2022 Reds Ejections

Date	Opp.	Ejected	Umpire	Reason
6/26	at SF	David Bell	Nestor Ceja, HP	Balls and strikes
7/2	vs Atl	David Bell	Tripp Gibson, HP	HBP
8/6	at Chi	David Bell	Carlos Torress, HP	Ball and strikes
9/17	at StL	Austin Romine	Chad Fairchild, HP	Arguing interference

2022 END OF SEASON INJURED LIST (37 players, 57 apps)

Player/Injury	On IL	Date Eligible	Off IL	^Games Missed
*Tejay Antone (right elbow)	3/26	6/6	-	62-100
Jose Barrero (left wrist)	4/7	4/14	6/6	18-35
Luis Castillo (right shoulder)	4/7	4/14	5/9	5-23
1-Justin Dunn (right shoulder)	4/7	6/6	7/24	35-58
1-Mike Minor (left shoulder)	4/7	4/14	6/3	18-32
Max Schrock (left calf)	4/7	6/6	6/17	23-40
1-Lucas Sims (back spasms)	4/7	4/14	4/22	2-11
Donovan Solano (left hamstring)	4/7	6/6	6/21	23-43
1-Nick Senzel	4/16	-	4/18	0-2
*Daniel Duarte (right elbow)	4/17	6/16	9/25	57-86
1-Tyler Naquin	4/18	-	4/23	0-4
1-Jonathan India (right hamstring)	4/19	4/26	4/26	1-4
1-Mike Moustakas (right biceps)	4/19	4/28	4/28	1-6
1-Tyler Stephenson (concussion)	4/20	4/27	5/3	1-9
*Justin Wilson (left flexor mass)	4/27	6/23	-	59-86
Nick Lodolo (lower right back)	4/28	6/24	7/5	24-37
*Jake Fraley (right knee)	5/1	6/30	7/29	35-42
2-Jonathan India (right hamstring)	5/1	5/10	6/13	18-21
1-Joey Votto	5/3	-	5/20	8-7
2-Tyler Naquin	5/4	-	5/6	0-2
2-Nick Senzel	5/4	-	5/23	9-8
2-Mike Moustakas	5/9	-	5/10	1-0
*2-Lucas Sims (lower back)	5/12	7/10	-	55-76
Connor Overton (lower back)	5/23	7/22	9/23	47-63
3-Tyler Naquin (left quad)	6/1	6/11	7/5	10-21
*Vladimir Gutierrez (right forearm)	6/5	8/3	-	44-66
3-Mike Moustakas	6/6	-	6/13	3-4
2-Tyler Stephenson (right thumb)	6/10	6/20	7/9	10-17
Aristides Aquino (left high ankle)	6/13	6/23	8/2	20-22
*Tony Santillan (low back)	6/17	8/13	-	39-60
Alexis Diaz (right biceps)	6/19	7/1	7/8	6-12
1-Jeff Hoffman	6/24	-	6/29	3-1
1-Art Warren (right flexor pronator)	7/4	7/18	8/17	18-19
Tyler Mahle (right shoulder)	7/5	7/18	7/24	8-6
Luis Cessa (left intercostalis)	7/7	7/22	8/2	13-7
Aramis Garcia (left middle finger)	7/7	9/5	10/4	33-45
Ross Detwiler (low back pain)	7/9	7/23	7/29	8-6
1-Albert Almora Jr.	7/12	-	8/1	8-7
4-Mike Moustakas	7/14	-	7/18	1-2
Dauri Moreta	7/16	-	7/19	0-1
*3-Tyler Stephenson (RT clavicle)	7/23	9/21	-	27-43
*2-Jeff Hoffman (right forearm)	7/24	9/22	-	27-42
Hunter Greene (right shoulder)	8/5	8/17	9/17	15-25
Robert Dugger (right shoulder)	8/8	8/21	10/4	17-36
5-Mike Moustakas (left calf)	8/9	8/19	8/19	2-6
*2-Joey Votto (left rotator cuff)	8/19	10/16	-	16-30
2-Albert Almora Jr. (right shoulder)	8/20	8/30	9/6	7-8
Graham Ashcraft (right biceps)	8/23	9/4	9/24	11-20
Matt Reynolds (left hip)	8/23	9/1	9/9	7-8
T.J. Zeuch (back soreness)	8/25	9/9	9/14	8-11
*6-Mike Moustakas (left calf)	8/27	10/23	-	13-25
2-Justin Dunn	9/12	-	9/14	0-3
3-Justin Dunn (right shoulder)	9/15	9/30	-	6-14
*3-Nick Senzel (left great toe)	9/21	11/20	-	4-10
2-Mike Minor (left shoulder)	9/23	10/5	-	3-9
*2-Art Warren (right elbow)	9/25	11/24	-	3-7
TJ Friedl (right hamstring)	10/4	10/14	-	1-1

^ Team record in number of games missed while on the Injured List

* Antone, Wilson, Sims, Gutierrez, Santillan, Stephenson, Hoffman, Moustakas, Votto, Senzel and Warren ended the season on the 60-day Injured List

2022 DAY-BY-DAY RESULTS

G	Date	Opp.	H-R		Score	Winning Pitcher		Losing Pitcher		Save	Rec.	Pos.	GA	Anncd.
			D-N	W-L		Pitcher	Pitcher	GB	Att.					
1	4/7	at Atl	R-N	W	6-3	Mahle, 1-0	Fried, 0-1	Santillan, 1st ML	#1-0	T1	-	40,545		
2	4/8	at Atl	R-N	L	6-7	Morton, 1-0	Sanmartin, 0-1		1-1	3	-0.5	40,234		
3	4/9	at Atl	R-N	L	1-2	Wright, 1-0	Gutierrez, 0-1	Smith, 1	1-2	3	-1.5	40,310		
4	4/10	at Atl	R-D	W	6-3	Greene, 1-0 (ML debut)	Anderson, 0-1	Warren, 1st ML	2-2	3	-0.5	38,233		
	4/11	off day							2-2	3	-0.5			
5	4/12	vs Cle	H-D	L	5-10	Stephan, 1-0	Strickland, 0-1		2-3	T3	-1.5	43,036		
6	4/13	vs Cle	H-D	L	3-7	Morgan, 1-0	Lodolo, 0-1 (ML debut)		2-4	5	-2.0	10,976		
7	4/14	at LAD	R-N	L	3-9	Treinen, 1-1	Wilson, 0-1		2-5	5	-2.5	52,995		
8	4/15	at LAD	R-N	L	1-3	Anderson, 1-0	Gutierrez, 0-2	Kimbrel, 2	2-6	5	-3.0	51,897		
9	4/16	at LAD	R-N	L	2-5	Phillips, 1-0	Greene, 1-1	Hudson, 1	2-7	5	-4.0	51,059		
10	4/17	at LAD	R-D	L	1-9	Heaney, 1-0	Mahle, 1-1		2-8	5	-4.0	41,167		
11	4/18	at SD	R-N	L	1-4	Manaea, 2-1	Lodolo, 0-2	Rogers, 5	2-9	5	-4.5	31,121		
12	4/19	at SD	R-N	L	2-6	Musgrove, 2-0	Sanmartin, 0-2		2-10	5	-5.5	31,313		
13	4/20	at SD	R-D	L	0-6	Gore, 1-0	Gutierrez, 0-3		2-11	5	-6.5	29,359		
	4/21	off day							2-11	5	-6.0			
14	4/22	vs STL	H-N	L	2-4	Matz, 2-1	Greene, 1-2	Gallegos, 4	2-12	5	-7.0	20,470		
15	4/23	vs STL	H-D	L	0-5	Hudson, 1-1	Mahle, 1-2		2-13	5	-8.0	28,598		
16	4/24	vs STL	H-D	W	4-1	Lodolo 1-2 (1st ML)	Wainwright, 2-2	Sims, 1	3-13	5	-7.0	23,124		
	4/25	off day							3-13	5	-6.5			
17	4/26	vs SD	H-N	L	6-9	Musgrove 3-0	Sanmartin, 0-3		3-14	5	-7.5	10,056		
18	4/27	vs SD	H-N	L	5-8	Gore, 2-0	Gutierrez, 0-4		3-15	5	-8.5	9,192		
19	4/28	vs SD	H-D	L	5-7	Martinez, 1-2	Mahle, 1-3	Rogers, 7	3-16	5	-9.5	10,449		
20	4/29	at Col	R-N	L	4-10	Senzatela, 2-1	Greene, 1-3		3-17	5	-10.5	30,206		
21	4/30	at Col	R-N	L	3-4	Kuhl, 3-0	Warren, 0-1	Bard, 6	3-18	5	-11.5	32,179		
22	5/1	at Col	R-D	L	1-10	Freeland, 1-3	Sanmartin, 0-4		3-19	5	-11.5	32,574		
	5/2	off day							3-19	5	-11.5			
23	5/3	at Mil	R-N	L	3-6	Woodruff, 3-1	Mahle, 1-4	Williams, 2	3-20	5	-12.5	21,961		
24	5/4	at Mil	R-N	L	4-18	Peralta, 1-1	Gutierrez, 0-5		3-21	5	-13.5	25,413		
25	5/5	at Mil	R-D	L	5-10	Houser, 3-2	Greene, 1-4		3-22	5	-14.5	21,715		
	5/6	vs Pit	H-N			Postponed by rain, played on 7/7 as part of day/night DH					3-22	5	-15.0	
26	5/7	vs Pit (DH)	H-D	W	9-2	Sims, 1-0	Crowe, 1-2		4-22	5	-14.5	9,267		
27		vs Pit (DH)	H-N	L	5-8	Hembree, 2-0	Moreta, 0-1	Bednar, 4	4-23	5	-14.5	21,448		
28	5/8	vs Pit	H-D	W	7-3	Warren, 1-1	Peters, 3-1		5-23	5	-13.5	17,623		
29	5/9	vs Mil	H-N	W	10-5	Cessa, 1-0	Woodruff, 3-2		6-23	5	-12.5	10,046		
30	5/10	vs Mil	H-N	W	4-5	Peralta, 2-1	Greene, 1-5	Hader, 12	6-24	5	-13.5	10,445		
31	5/11	vs Mil	H-D	L	14-11	Diaz, 1-0	Houser, 3-3		7-24	5	-12.5	11,851		
32	5/12	at Pit	R-N	W	4-0	Overton, 1-0 (1st ML)	Brubaker, 0-3		8-24	5	-12.0	9,470		
33	5/13	at Pit	R-N	W	8-2	Mahle, 2-4	Keller, 0-5		9-24	5	-12.0	12,588		
34	5/14	at Pit	R-N	L	1-3	Thompson, 2-3	Castillo, 0-1	Bednar, 6	9-25	5	-12.0	12,959		
35	5/15	at Pit	R-D	L	0-1	Stratton, 2-1	Greene, 1-6	Bednar, 7	9-26	5	-13.0	10,559		
	5/16	off day							9-26	5	-13.5			
36	5/17	at Cle	R-N	W	5-4 (10)	Warren, 2-1	Sandlin, 3-2	Diaz, 1st ML	10-26	5	-12.5	12,916		
	5/18	at Cle	R-N			Postponed by rain, played on the 5/19 scheduled off day					10-26	5	-13.0	
37	5/19	at Cle	R-N	W	4-2	Cessa, 2-0	Stephan, 2-1	Santillan, 2	11-26	5	-12.5	8,570		
38	5/20	at Tor	R-D	L	1-2	Ryu, 1-0	Castillo, 0-2	Romano, 13	11-27	5	-13.5	29,300		
39	5/21	at Tor	R-D	L	1-3	Manoah, 5-1	Cessa, 2-1	Romano, 14	11-28	5	-14.5	39,393		
40	5/22	at Tor	R-D	W	3-2	Diaz, 2-0	Garcia, 0-3	Warren, 2	12-28	5	-13.5	42,434		
41	5/23	vs Chc	H-N	L	4-7	Smyly, 2-5	Gutierrez, 0-6	Robertson, 6	12-29	5	-13.5	12,029		
42	5/24	vs Chc	H-N	L	4-11	Stroman, 2-4	Mahle, 2-5	Gsellman, 1	12-30	5	-14.5	14,386		
43	5/25	vs Chc	H-N	W	4-3	Castillo, 1-2	Hendricks, 2-5	Strickland, 1	13-30	5	-14.5	11,417		
44	5/26	vs Chc	H-D	W	20-5	Greene, 2-6	Steele, 1-5		14-30	5	-14.5	13,578		
45	5/27	vs SF	H-N	W	5-1	Ashcraft, 1-0 (1st ML)	Rodón, 4-4	Warren, 3	15-30	5	-13.5	19,000		
46	5/28	vs SF	H-D	W	3-2	Gutierrez, 1-6	Wood, 3-4	Santillan, 3	16-30	5	-12.5	26,655		
47	5/29	vs SF	H-D	L	4-6	Brebbia, 3-0	Warren, 2-2		16-31	5	-13.5	20,439		
	5/30	off day							16-31	5	-14.5			
48	5/31	at Bos	R-N	W	2-1	Castillo, 2-2	Wacha, 3-1	Santillan, 4	17-31	5	-13.5	28,577		
49	6/1	at Bos	R-N	L	1-7	Whitlock, 2-1	Greene, 2-7		17-32	5	-13.5	30,219		
50	6/2	vs Wsh	H-N	W	8-1	Ashcraft, 2-0	Adon, 1-9		18-32	5	-13.5	12,799		
51	6/3	vs Wsh	H-N	L	5-8	Gray, 6-4	Minor, 0-1	Rainey, 6	18-33	5	-13.5	19,032		
52	6/4	vs Wsh	H-D	L	8-10	Finnegan, 2-1	Strickland, 0-2	Rainey, 7	18-34	5	-13.5	23,128		
53	6/5	vs Wsh	H-D	L	4-5	Corbin, 2-8	Castillo, 2-3	Cishek, 1	18-35	5	-13.5	16,380		
54	6/6	vs Ari	H-N	W	7-0 (7)	GREENE, 3-7	Burgamer, 2-5		19-35	5	-13.0	9,485		
55	6/7	vs Ari	H-N	W	14-8	Ashcraft, 3-0	Gilbert, 0-3		20-35	5	-12.0	11,512		
56	6/8	vs Ari	H-N	L	0-7	Kelly, 5-3	Minor, 0-2		20-36	5	-12.0	11,957		
57	6/9	vs Ari	H-D	L	4-5	Melancon, 2-6	Santillan, 0-1	Kennedy, 4	20-37	5	-12.0	13,167		

G	Date	Opp.	H-R			Score	Winning Pitcher		Losing Pitcher		Save	Rec. Pos.	GA		Anncd. Att.
			D-N	W-L			Pitcher	Pitcher	GB	Att.					
58	6/10	at StL	R-N	L	0-2	Pallante, 2-0	Castillo, 2-4	Helsley, 4	20-38	5	-12.5	45,009			
59	6/11	at StL	R-D	L	4-5	Wittgren, 1-0	Kuhnel, 0-1		20-39	5	-13.5	43,832			
60	6/12	at StL	R-D	W	7-6	Hoffman, 1-0	Hudson, 4-3	Diaz, 2	21-39	5	-12.5	43,083			
61	6/13	at Ari	R-N	W	5-4	Minor, 1-2	Kelly, 5-4	Strickland, 2	22-39	5	-12.5	13,735			
62	6/14	at Ari	R-N	W	5-3 (12)	Cessa, 3-1	Poppen, 1-1	Kuhnel, 1st ML	23-39	5	-13.0	15,081			
63	6/15	at Ari	R-D	L	4-7	Ramirez, 2-1	Warren, 2-3		23-40	5	-13.0	14,917			
	6/16	off day							23-40	T4	-13.0				
64	6/17	vs Mil	H-D	L	4-5	Lauer, 6-2	Detwiler, 0-1	Boxberger, 1	23-41	5	-13.0	21,147			
65	6/18	vs Mil	H-D	L	3-7	Alexander, 1-0	Ashcraft, 3-1		23-42	5	-14.0	25,071			
66	6/19	vs Mil	H-D	L	3-6	Houser, 4-6	Minor, 1-3	Williams, 5	23-43	5	-14.0	25,001			
	6/20	off day							23-43	5	-14.5				
67	6/21	vs LAD	H-N	L	2-8	Gonsolin, 9-0	Mahle, 2-6		23-44	5	-14.5	18,476			
68	6/22	vs LAD	H-N	L	4-8	Vesia, 1-0	Detwiler, 0-2		23-45	5	-15.5	17,344			
69	6/23	vs LAD	H-D	L	5-10	Kershaw, 5-1	Greene, 3-8		23-46	5	-15.5	21,989			
70	6/24	at SF	R-N	W	4-2	Ashcraft, 4-1	Cobb, 3-3	Strickland, 3	24-46	5	-14.5	29,178			
71	6/25	at SF	R-D	L	2-9	Webb, 7-2	Minor, 1-4		24-47	5	-15.5	40,115			
72	6/26	at SF	R-D	W	10-3	Mahle, 3-6	DeSclafani, 0-2		25-47	5	-15.5	32,285			
	6/27	off day							25-47	5	-15.5				
73	6/28	at Chc	R-N	W	5-3	Castillo, 3-4	Thompson, 7-3	Strickland, 4	26-47	5	-15.5	32,732			
74	6/29	at Chc	R-N	L	3-8	Steele, 3-5	Greene, 3-9		26-48	5	-16.5	28,987			
75	6/30	at Chc	R-N	L	7-15	Hendricks, 4-6	Ashcraft, 4-2		26-49	5	-16.5	32,318			
76	7/1	vs Atl	H-N	L	1-9	Fried, 8-2	Minor, 1-5		26-50	5	-17.5	28,606			
77	7/2	vs Atl	H-D	L	1-4	Strider, 4-2	Mahle, 3-7	Smith, 4	26-51	5	-17.5	26,755			
78	7/3	vs Atl	H-D	W	4-3	Strickland, 1-2	Minter, 4-2		27-51	5	-17.5	21,418			
79	7/4	vs NYM	H-N	L	4-7	Walker, 7-2	Greene, 3-10	Lugo, 3	27-52	5	-18.5	19,533			
80	7/5	vs NYM	H-N	W	1-0	Strickland, 2-2	Lugo, 1-2		28-52	5	-17.5	13,487			
81	7/6	vs NYM	H-N	L	3-8 (10)	Ottavino, 3-2	Moreta, 0-2		28-53	5	-17.5	13,540			
82	7/7	vs Pit (DH)	H-D	L	2-4	Contreras, 3-2	Minor, 1-6	Bedar, 14	28-54	5	-18.0	13,086			
83		vs Pit (DH)	H-N	W	5-1	Sanmartin, 1-4	Wilson, 1-5		29-54	5	-17.5	9,575			
84	7/8	vs TB	H-N	W	2-1 (10)	Kuhnel, 1-1	Wisler, 2-3		30-54	5	-17.5	26,529			
85	7/9	vs TB	H-D	W	5-4 (10)	Hoffman, 2-0	Faucher, 1-3		31-54	5	-16.5	33,927			
86	7/10	vs TB	H-D	W	10-5	Lodolo, 2-2	Baz, 1-2		32-54	5	-15.5	21,748			
	7/11	off day							32-54	5	-15.5				
87	7/12	at NYY	R-N	W	4-3	Sanmartin, 2-4	Holmes, 4-1	Diaz, 3	33-54	5	-15.5	40,235			
88	7/13	at NYY	R-N	L	6-7 (10)	King, 6-1	Luz, 2-1		33-55	5	-15.5	36,772			
89	7/14	at NYY	R-N	W	7-6 (10)	Sanmartin, 3-4	Luettege, 2-3	Moreta, 1st ML	34-55	T4	-15.5	41,311			
90	7/15	at StL	R-N	L	3-7	Pallante, 3-4	Greene, 3-11	Helsley, 8	34-56	5	-15.5	41,221			
91	7/16	at StL	R-D	L	3-11	Mikolas, 7-7	Lodolo, 2-3		34-57	T4	-15.5	41,014			
	7/17	at StL	R-D			Postponed by rain, rescheduled for 9/17 at 1:15et					34-57	5	-15.0		
	7/18	Home Run Derby (Winner, Wsh's Juan Soto)													
	7/19	All-Star Game at Dodger Stadium (AL 3, NL 2; WP - Valdez, LP - Gonsolin, SV - Clase; MVP - Stanton)													
	7/20	All-Star break													
	7/21	off day							34-57	5	-15.0				
92	7/22	vs StL	H-N	W	9-5	Sanmartin, 4-4	Wainwright, 6-8		35-57	5	-15.0	25,547			
93	7/23	vs StL	H-N	L	3-6	Matz, 4-3	Minor, 1-7	Helsley, 9	35-58	5	-16.0	27,190			
94	7/24	vs StL	H-D	W	6-3	Mahle, 4-7	Mikolas, 7-8	Strickland, 5	36-58	5	-16.0	18,813			
95	7/25	vs Mia	H-N	W	11-2	Lodolo, 3-3	RogersTr, 4-10		37-58	5	-15.0	12,948			
96	7/26	vs Mia	H-N	L	1-2	López, 7-5	Greene, 3-12	Scott, 13	37-59	5	-16.0	14,937			
97	7/27	vs Mia	H-N	W	5-3	Castillo, 4-4	Garrett, 2-4	Strickland, 6	38-59	5	-16.0	11,387			
98	7/28	vs Mia	H-D	L	6-7	Pop, 2-0	Strickland, 2-3	Scott, 14	38-60	5	-16.5	14,506			
99	7/29	vs Bal	H-N	L	2-6	Tate, 2-3	Farmer, B., 0-1		38-61	5	-17.5	23,658			
100	7/30	vs Bal	H-N	W	8-2	Mahle, 4-7	Kremer, 3-3		39-61	5	-17.5	29,104			
101	7/31	vs Bal	H-D	W	3-2	Diaz, 3-1	Bautista, 3-3	Farmer, 1st ML	40-61	4	-16.5	20,946			
102	8/1	at Mia	R-N	W	3-1	Greene, 4-12	Luzardo, 2-4	Strickland, 7	41-61	4	-16.0	7,701			
103	8/2	at Mia	R-N	W	2-1	Ashcraft, 5-2	Garrett, 2-5	Diaz, 4	42-61	3	-15.0	8,188			
104	8/3	at Mia	R-N	L	0-3	ALCANTARA, 10-4	Minor, 1-8		42-62	T3	-15.0	8,656			
	8/4	off day							42-62	4	-14.5				
105	8/5	at Mil	R-N	L	1-5	Lauer, 8-3	Dugger, 0-1	Williams, 7	42-63	T4	-15.5	33,239			
106	8/6	at Mil	R-N	W	7-5	Farmer, 1-1	Ashby, 2-10		43-63	T3	-15.5	35,784			
107	8/7	at Mil	R-D	W	4-2 (10)	Strickland, 3-3	Williams, 2-2	Detwiler, 1	44-63	3	-15.5	40,063			
108	8/8	at NYM	R-N	L	1-5	Bassitt, 9-7	Dunn, 0-1		44-64	T3	-16.0	28,448			
109	8/9	at NYM	R-N	L	2-6	Carrasco, 13-4	Minor, 1-9		44-65	T3	-16.0	30,816			
110	8/10	at NYM	R-D	L	2-10	Walker, 10-3	Zeuch, 0-1		44-66	5	-17.0	36,883			

111	8/11	vs Chc	* H-N	L	2-4	Smyly, 5-6	Lodolo, 3-4	Wick, 7	44-67	5	-17.0	7,823
	8/12	off day							44-67	5	-17.5	
112	8/13	vs Chc	H-N	L	2-7	Newcomb, 1-0	Ashcraft, 5-3		44-68	5	-17.5	33,301
113	8/14	vs Chc	H-D	W	8-5	Kuhnel, 2-1	Espinoza, 0-2	Diaz, 5	45-68	4	-17.5	23,959
114	8/15	vs Phi	H-N	L	3-4	Syndergaard, 7-8	Minor, 1-10	Dominguez, 9	45-69	4	-18.0	14,635
115	8/16	vs Phi	H-N	L	4-11	Gibson, 8-5	Zeuch, 0-2		45-70	4	-19.0	17,074
116	8/17	vs Phi	H-D	W	1-0	Diaz, 4-1	Dominguez, 6-4		46-70	4	-19.0	13,622
	8/18	off day							46-70	4	-19.5	

G	Date	Opp.	H-R	D-N	W-L	Score	Winning Pitcher	Losing Pitcher	Save	Rec.	Pos.	GA	Anncl.
												GB	Att.
117	8/19	at Pit	R-N	L	4-5	Crowe, 5-7	Kuhnel, 2-2			46-71	5	-20.5	17,706
118	8/20	at Pit	R-N	W	10-1	Dunn, 1-1	Beede, 1-3			47-71	4	-20.5	31,761
119	8/21	at Pit	R-D	W	9-5	Minor, 2-10	Thompson, 3-10			48-71	4	-20.5	15,046
120	8/22	at Phi	R-N	L	1-4	Syndergaard, 8-8	Cessa, 3-2	Bellatti, 2		48-72	4	-21.5	19,166
121	8/23	at Phi	R-N	L	6-7	Hand, 3-1	Diaz, 4-2			48-73	4	-22.0	20,220
122	8/24	at Phi	R-N	L	5-7	Sanchez, 2-1	Zeuch, 0-3	Robertson, 15		48-74	4	-22.0	24,400
123	8/25	at Phi	R-N	L	0-4	NOLA, 9-10	Dunn, 1-2			48-75	4	-23.0	21,123
124	8/26	at Wsh	R-N	W	7-3	Minor, 3-10	Cavalli, 0-1			49-75	4	-22.0	31,256
125	8/27	at Wsh	R-N	W	6-2	Gibaut, 1-0	Espino, 0-6	Diaz, 6		50-75	4	-22.0	30,325
126	8/28	at Wsh	R-D	L	2-3	Corbin, 5-17	Lodolo, 3-5	Finnegan, 8		50-76	4	-23.0	31,411
127	8/29	vs STL	H-N	L	4-13	Stratton, 7-4	Anderson, 0-1			50-77	4	-24.0	11,051
128	8/30	vs STL	H-N	W	5-1	Law, 1-1	Hudson, 7-7			51-77	4	-23.0	13,271
129	8/31	vs STL	H-N	L	1-3 (13)	Pallante, 6-4	Anderson, 0-2			51-78	4	-24.0	13,613
	9/1	off day								51-78	4	-24.0	
130	9/2	vs Col	H-N	W	3-2	Diaz, 5-2	Colomé, 2-7			52-78	4	-24.0	16,763
	9/3	vs Col	H-N			Postponed by rain, played on 9/4 as part of traditional DH				52-78	4	-24.5	
131	9/4	vs Col (DH)	H-D	L	4-8	Márquez, 8-10	Kuhnel, 2-3			52-79	4	-25.0	-
132	9/5	vs Col (DH)	H-D	W	10-0	Law, 2-1	Ureña, 3-6			53-79	4	-25.0	23,060
	9/5	off day								53-79	4	-24.5	
133	9/6	at Chc	R-N	L	3-9	Wesneski, 1-0 (ML debut)	Gibaut, 1-1			53-80	4	-25.5	27,600
134	9/7	at Chc	R-N	W	7-1	Minor, 4-10	Assad, 0-1			54-80	4	-25.5	27,945
135	9/8	at Chc	R-D	W	4-3	Diaz, 6-2	Leiter, 2-7	Gibaut, 1st ML		55-80	4	-24.5	23,910
136	9/9	at Mil	R-N	W	8-2	Lodolo, 4-5	Alexander, 2-3			56-80	4	-23.5	33,660
137	x-9/10	at Mil	R-N	L	1-5	Houser, 6-9	Anderson, 0-3			56-81	4	-24.5	34,615
138	9/11	at Mil	R-D	L	6-7	Woodruff, 10-4	Dunn, 1-3	Williams, 12		56-82	4	-25.5	42,482
139	9/12	vs Pit	H-N	L	3-6	Wilson, 3-8	Minor, 4-11	Crowe, 4		56-83	4	-26.0	12,083
140	9/13	vs Pit (DH)	H-D	L	1-6	Oviedo, 3-2	Cessa, 3-3			56-84	4	-26.5	9,338
141	y-	vs Pit (DH)	H-N	L	0-1	De Jong, 5-2	Espinal, 0-1	Underwood, 1		56-85	4	-26.5	13,156
142	9/14	vs Pit	H-D	L	4-10	Beede, 2-5	Lodolo, 4-6	Yajure, 1		56-86	4	-27.5	11,449
143	9/15	at STL	R-N	W	3-2	Anderson, 1-3	Mikolas, 11-12	Diaz, 7		57-86	4	-26.5	44,901
144	9/16	at STL	R-N	L	5-6	Stratton, 9-4	Gibaut, 1-2	Helsley, 18		57-87	4	-27.5	47,118
145	9/17	at STL (DH)	R-D	L	1-5	Hudson, 8-7	Minor, 4-12			57-88	4	-28.5	46,678
146	9/18	at STL (DH)	R-N	L	0-1 (11)	Matz, 5-3	Cruz, 0-1			57-89	4	-29.5	48,299
147	9/18	at STL	R-D	W	3-0	Cessa, 4-3	Montgomery, 5-2	Farmer, 2		58-89	4	-28.5	47,909
	9/19	off day								58-89	4	-28.5	
148	9/20	vs Bos	H-N	L	3-5	Bello, 2-6	Lodolo, 4-7	Schreiber, 8		58-90	4	-28.5	16,698
149	9/21	vs Bos	H-N	W	5-1	Anderson, 2-3	Seabold, 0-3	Diaz, 8		59-90	4	-27.5	13,074
150	9/22	vs Mil	H-N	L	1-5	Woodruff, 12-4	Greene, 4-13			59-91	4	-28.5	9,889
151	9/23	vs Mil	H-N	L	3-5	Perdomo, 3-0	Cessa, 4-4	Williams, 14		59-92	4	-29.5	16,658
152	9/24	vs Mil	H-N	L	2-10	Burnes, 11-8	Ashcraft, 5-4			59-93	4	-29.5	20,472
153	9/25	vs Mil	H-D	W	2-1	Farmer, 2-1	Bush, 2-3	Diaz, 9		60-93	4	-28.5	19,952
154	9/26	at Pit	R-N	L	3-8	Ramirez, 2-1	Law, 2-2			60-94	4	-29.0	8,766
155	9/27	at Pit	R-N	L	1-4	Crowe, 6-10	Farmer, 2-2	Bednar, 18		60-95	4	-30.0	8,723
156	9/28	at Pit	R-D	L	3-4 (10)	Ramirez, 3-1	Diaz, 6-3			60-96	4	-30.0	9,127
	9/29	off day								60-96	4	-30.0	
157	9/30	at Chc	R-D	L	1-6	Sampson, 4-5	Ashcraft, 5-5			60-97	4	-31.0	24,297
158	10/1	at Chc	R-D	L	1-2	Miley, 2-2	Law, 2-3	Hughes, 8		60-98	4	-32.0	31,256
159	10/2	at Chc	R-D	L	1-8	Stroman, 6-7	Anderson, 2-4			860-99	T4	-32.0	30,029
160	10/3	vs Chc	H-N	W	3-1	Greene, 5-13	Wesneski, 3-2	Diaz, 10		61-99	T4	-31.0	11,291
161	10/4	vs Chc	H-N	W	3-2	Diaz, 7-3	Hughes, 2-3			62-99	4	-31.0	13,738
162	10/5	vs Chc	H-D	L	2-15	Alzola, 2-1	Ashcraft, 5-6			** 62-100	T4	-31.0	12,437

*H-N - Field of Dreams, Dyersville, Iowa

** Second-most losses in franchise history (1982, 61-101)

BOLD RED CAPS are complete games, **bold red attendances** are sellouts
- Season-high **1 game above .500**, **++** - Season-high **lead of 0 games**
& - Season-high **39 games below .500** -- - Season-high **deficits of 32.0 games**
x - Eliminated from NL Central on 9/10, **y** - Eliminated from NL Wild Card on 9/13

2023 NOTES



2022 MONTHLY STATISTICS
SPRING TRAINING: 10-7-1 (.294 avg, 4.24 era)

Player	Team	AVG	G	AB	R	H	TB	2B	3B	HR	RBI	BB	IBB	SO	SB	CS	SAC	SF	HBP	GDP	E	OBP	SLG
Akiyama, S	CIN	.182	7	22	1	4	4	0	0	0	0	0	0	6	0	0	0	0	0	0	1	.182	.182
Almonte, A	CIN	.333	2	3	0	1	2	1	0	0	0	0	0	2	0	0	0	0	0	0	0	.333	.667
Almonte, S	CIN	.000	1	1	0	0	0	0	0	0	0	0	0	1	0	0	0	0	0	0	0	.000	.000
Almora Jr., A	CIN	.600	4	5	3	3	3	0	0	0	0	1	0	1	1	0	0	0	0	0	0	.667	.600
Amburgey, T	CIN	.000	6	8	1	0	0	0	0	0	0	0	0	4	0	0	0	0	1	0	1	.111	.000
Aquino, A	CIN	.250	13	28	5	7	17	1	0	3	10	5	0	10	0	0	0	0	1	0	1	.382	.607
Balcazar, L	CIN	.333	2	3	2	1	1	0	0	0	0	0	0	1	2	0	0	0	0	0	1	.333	.333
Bauers, J	CIN	.353	8	17	8	6	12	0	0	2	5	4	0	7	0	0	0	0	0	0	1	.476	.706
Callahan, A	CIN	.000	1	0	1	0	0	0	0	0	0	1	0	0	0	0	0	0	0	0	0	1.000	.000
Cedrola, L	CIN	.429	5	7	2	3	4	1	0	0	0	0	0	2	1	0	0	0	0	0	0	.429	.571
Cerda, A	CIN	.400	5	5	1	2	2	0	0	0	0	1	0	2	0	0	0	0	0	1	0	.500	.400
Córdoba, A	CIN	.182	6	11	3	2	2	0	0	0	0	1	0	2	1	0	0	0	1	0	1	.308	.182
Cotton, Q	CIN	.000	2	1	0	0	0	0	0	0	0	0	0	0	0	0	0	0	0	0	0	.000	.000
Creal, A	CIN	.333	2	3	0	1	1	0	0	0	0	0	0	1	0	0	0	0	0	0	0	.333	.333
Dawson, R	CIN	.400	5	5	1	2	3	1	0	0	1	2	0	1	1	0	0	1	0	1	0	.500	.600
De La Cruz, E	CIN	.200	4	5	1	1	4	0	0	1	4	0	0	2	0	0	0	0	0	0	0	.200	.800
De León, M	CIN	.333	2	3	0	1	1	0	0	0	0	0	0	0	0	0	0	0	0	0	0	.333	.333
Drury, B	CIN	.444	8	18	5	8	17	3	0	2	8	3	0	6	0	0	0	0	1	1	1	.545	.944
Farmer, K	CIN	.306	12	36	5	11	17	0	0	2	9	0	0	5	0	0	0	1	1	0	1	.316	.472
Fernandez, I	CIN	.000	2	2	2	0	0	0	0	0	0	1	0	1	1	0	0	0	0	0	0	.333	.000
Fraleigh, J	CIN	.296	11	27	4	8	11	0	0	1	5	5	0	4	4	1	0	1	1	0	0	.412	.407
Friedl, T	CIN	.313	9	16	4	5	12	1	0	2	4	0	0	2	0	0	0	0	0	0	0	.313	.750
Garcia, A	CIN	.273	9	22	8	6	21	0	0	5	10	2	0	5	0	0	0	0	0	1	0	.333	.955
Garcia, J	CIN	.000	1	0	0	0	0	0	0	0	0	0	0	0	0	0	0	0	0	0	0	.000	.000
Gilliam, I	CIN	.000	2	2	0	0	0	0	0	0	0	0	0	1	0	0	0	0	0	0	0	.000	.000
Hernandez, M	CIN	.400	6	10	3	4	5	1	0	0	1	1	0	1	1	0	0	0	0	1	0	.455	.500
Hopkins, T	CIN	1.000	3	1	0	1	1	0	0	0	0	0	0	0	0	0	0	0	0	0	1	1.000	1.000
Hurtubise, J	CIN	.000	2	3	0	0	0	0	0	0	0	0	0	1	0	0	0	0	0	0	0	.000	.000
India, J	CIN	.233	12	30	9	7	19	0	0	4	4	8	0	9	1	0	0	0	3	1	2	.439	.633
Jorge, C	CIN	.000	2	1	0	0	0	0	0	0	0	0	0	0	2	0	0	0	0	0	0	.000	.000
Knapp, A	CIN	.000	5	8	0	0	0	0	0	0	0	2	0	1	0	0	0	0	0	0	0	.200	.000
Kolozsvary, M	CIN	.200	3	5	0	1	1	0	0	0	0	0	0	3	0	0	0	0	0	0	0	.200	.200
Lloyd, M	CIN	.000	3	1	0	0	0	0	0	0	0	0	0	1	0	0	0	0	0	0	0	.000	.000
Lopez, A	CIN	.100	6	10	1	1	1	0	0	0	0	0	0	3	0	0	0	0	0	1	0	.100	.100
Martinez, J	CIN	1.000	2	1	0	1	1	0	0	0	0	0	0	0	0	0	0	0	0	0	0	1.000	1.000
McAfee, Q	CIN	.000	2	1	0	0	0	0	0	0	0	0	0	1	0	0	0	0	0	0	0	.000	.000
McGarry, A	CIN	.000	1	0	0	0	0	0	0	0	0	0	0	0	0	0	0	0	0	0	0	.000	.000
McLain, M	CIN	.286	5	7	0	2	2	0	0	0	1	1	0	4	1	0	0	0	0	0	1	.375	.286
Minier, B	CIN	.000	1	1	0	0	0	0	0	0	0	0	0	0	0	0	0	0	0	0	0	.000	.000
Moran, C	CIN	.188	11	32	1	6	9	3	0	0	4	1	0	9	0	0	0	0	1	0	2	.235	.281
Moustakas, M	CIN	.320	9	25	3	8	15	4	0	1	3	1	0	5	0	0	0	0	2	0	2	.393	.600
Naquin, T	CIN	.257	11	35	4	9	14	2	0	1	5	2	0	8	0	0	0	1	0	3	0	.289	.400
Nelson, M	CIN	.000	2	1	0	0	0	0	0	0	0	0	0	0	0	0	0	0	0	1	0	.000	.000
O'Guinn, J	CIN	.000	2	1	0	0	0	0	0	0	0	0	0	1	0	0	0	0	1	0	0	.500	.000
Okey, C	CIN	.333	3	3	1	1	4	0	0	1	3	0	0	0	0	0	0	0	0	0	0	.333	1.333
Omana, D	CIN	.000	1	0	0	0	0	0	0	0	0	0	0	0	0	0	0	0	0	0	0	.000	.000
Pham, T	CIN	.250	6	20	4	5	10	2	0	1	2	0	0	5	0	0	0	0	1	0	0	.250	.500
Pino, Y	CIN	.000	2	1	0	0	0	0	0	0	0	0	0	0	0	0	0	0	0	0	0	.000	.000
Quintana, N	CIN	.000	1	1	0	0	0	0	0	0	0	0	0	1	0	0	0	0	0	0	0	.000	.000
Riddle, J	CIN	.000	2	1	0	0	0	0	0	0	0	0	0	1	0	0	0	0	0	0	0	.000	.000
Rivas, L	CIN	.000	5	3	0	0	0	0	0	0	0	0	0	1	0	0	0	0	0	0	0	.000	.000
Robinson, C	CIN	.000	2	1	1	0	0	0	0	0	0	1	0	0	0	0	0	0	0	0	0	.500	.000
Rogers, J	CIN	.333	2	3	0	1	1	0	0	0	0	0	0	1	0	0	0	0	0	0	0	.333	.333
Santana, C	CIN	.429	10	14	3	6	10	1	0	1	2	1	0	2	0	0	0	0	0	0	1	.467	.714
Schrock, M	CIN	.609	11	23	6	14	19	3	1	0	4	3	0	3	0	0	0	1	0	0	2	.630	.826
Seminati, L	CIN	.000	1	1	0	0	0	0	0	0	0	0	0	1	0	0	0	0	0	0	0	.000	.000
Senzel, N	CIN	.382	12	34	7	13	22	1	1	2	11	3	0	5	2	0	0	0	1	2	2	.447	.647
Siani, M	CIN	.667	3	3	1	2	2	0	0	0	0	1	0	1	1	0	0	0	0	0	0	.750	.667
Solano, D	CIN	.400	4	10	3	4	6	2	0	0	1	0	0	1	0	0	0	0	1	1	0	.455	.600
Steiger, G	CIN	.000	1	1	0	0	0	0	0	0	0	0	0	1	0	0	0	0	0	0	0	.000	.000
Stephenson, T	CIN	.387	11	31	7	12	16	4	0	0	3	5	0	3	0	1	0	0	2	1	2	.500	.516

Player	Team	AVG	G	AB	R	H	TB	2B	3B	HR	RBI	BB	IBB	SO	SB	CS	SAC	SF	HBP	GIDP	E	OBP	SLG
Tenerowicz, R	CIN	.000	3	3	0	0	0	0	0	0	0	0	0	2	0	0	0	0	0	0	0	.000	.000
Torres, J	CIN	.333	2	3	0	1	1	0	0	0	1	0	0	0	1	0	0	0	0	0	0	.333	.333
Urbaez, F	CIN	.333	3	3	1	1	2	1	0	0	0	0	0	1	0	0	0	0	0	0	0	.333	.667
Votto, J	CIN	.282	12	39	6	11	23	4	1	2	9	2	0	5	0	0	0	0	0	2	0	.317	.590
Willems, J	CIN	.000	1	1	0	0	0	0	0	0	0	0	0	0	0	0	0	0	0	0	0	.000	.000
Wolforth, G	CIN	.500	2	2	0	1	1	0	0	0	0	0	0	1	0	0	0	0	0	0	0	.500	.500
Yang, E	CIN	.000	2	2	0	0	0	0	0	0	0	0	0	0	0	0	0	0	0	0	0	.000	.000
REDS		.294	18	626	118	184	319	36	3	31	110	58	0	148	18	4	0	5	17	18	23	.367	.510
OPPONENTS		.258	18	617	86	159	265	41	4	19	80	56	0	170	12	3	0	7	9	14		.325	.429

Player	Team	W	L	ERA	G	GS	CG	SHO	GF	SV	IP	H	R	ER	HR	HB	BB	IBB	SO	WP	BK	AVG
Ashcraft, G	CIN	0	0	3.00	1	1	0	0	0	0	3.0	1	1	1	0	2	0	0	2	0	0	.091
Branche, S	CIN	0	0	0.00	1	0	0	0	1	1	1.0	1	0	0	0	0	0	0	2	1	0	.250
Cessa, L	CIN	0	0	2.25	4	0	0	0	0	0	4.0	5	2	1	0	0	2	0	5	0	0	.278
Cruz, F	CIN	0	0	5.40	2	0	0	0	0	0	1.2	1	1	1	1	0	0	0	1	0	0	.167
Demurias, E	CIN	0	0	0.00	2	0	0	0	0	0	1.2	1	0	0	0	0	1	0	0	0	0	.200
Díaz, A	CIN	1	0	7.71	5	0	0	0	1	0	4.2	4	4	4	1	2	4	0	5	0	0	.250
Diehl, P	CIN	0	1	0.00	4	0	0	0	1	0	5.1	5	1	0	0	0	1	0	5	0	0	.250
Dowdy, K	CIN	1	0	3.60	3	0	0	0	0	0	5.0	8	4	2	2	0	0	0	5	0	0	.348
Duarte, D	CIN	0	0	6.75	4	0	0	0	2	0	4.0	7	3	3	0	0	2	0	5	1	0	.412
Farmer, B	CIN	0	0	0.00	5	0	0	0	0	0	5.0	1	0	0	0	0	2	0	9	0	0	.067
Garcia, P	CIN	0	0	5.40	2	0	0	0	1	1	1.2	3	1	1	0	0	1	0	1	0	0	.429
Godley, Z	CIN	0	0	7.11	3	0	0	0	0	0	6.1	6	5	5	0	0	6	0	4	3	0	.273
Green, N	CIN	0	0	6.75	2	0	0	0	0	0	1.1	0	1	1	0	1	2	0	0	0	0	.000
Greene, H	CIN	0	1	7.00	4	3	0	0	0	0	9.0	13	9	7	4	0	3	0	11	0	0	.333
Gutierrez, V	CIN	1	1	8.68	4	3	0	0	0	0	9.1	12	9	9	3	1	2	0	7	0	0	.308
Hendrix, R	CIN	0	0	0.00	5	0	0	0	1	0	5.0	3	0	0	0	0	1	0	8	0	0	.176
Hoffman, J	CIN	1	0	4.50	4	0	0	0	0	0	4.0	3	2	2	1	0	2	0	5	0	1	.214
Kuhnel, J	CIN	0	0	3.00	3	0	0	0	1	0	3.0	3	2	1	1	0	1	0	2	0	0	.214
Lively, B	CIN	0	0	4.50	1	0	0	0	0	0	2.0	1	1	1	0	0	0	0	5	0	0	.143
Lodolo, N	CIN	1	0	2.38	4	3	0	0	0	0	11.1	9	3	3	0	1	2	0	12	1	0	.205
Lopez, D	CIN	0	0	4.50	2	0	0	0	1	0	2.0	2	1	1	1	0	0	0	2	0	0	.250
Mahle, T	CIN	2	0	3.38	4	4	0	0	0	0	10.2	11	4	4	0	1	4	0	14	1	0	.268
Marinan, J	CIN	0	1	10.13	2	1	0	0	0	0	2.2	4	3	3	0	0	3	0	1	2	0	.333
Moreta, D	CIN	0	1	3.60	5	0	0	0	1	1	5.0	4	2	2	1	0	1	0	5	2	0	.211
O'Brien, R	CIN	0	0	9.00	3	1	0	0	1	1	4.0	6	4	4	0	0	1	0	4	1	0	.353
Overton, C	CIN	0	1	5.40	3	0	0	0	1	0	5.0	5	3	3	1	0	2	0	3	0	0	.278
Pidich, M	CIN	0	0	3.86	3	0	0	0	2	0	2.1	1	1	1	1	0	1	0	3	0	0	.125
Salinas, R	CIN	0	0	18.00	1	0	0	0	1	0	1.0	3	2	2	0	0	1	0	1	0	0	.500
Sanmartin, R	CIN	1	0	0.00	2	1	0	0	0	0	4.0	1	1	0	0	0	0	0	2	0	0	.071
Santillan, T	CIN	1	0	0.00	4	1	0	0	0	0	7.0	5	0	0	0	0	2	0	10	1	0	.192
Solomon, J	CIN	1	1	4.50	3	0	0	0	2	0	2.0	3	1	1	0	0	0	0	2	0	0	.375
Strickland, H	CIN	0	0	6.75	4	0	0	0	0	0	4.0	6	5	3	1	0	0	0	5	1	0	.316
Timpanelli, V	CIN	0	0	0.00	1	0	0	0	0	0	1.0	0	0	0	0	0	3	0	2	0	0	.000
Warren, A	CIN	0	0	0.00	5	0	0	0	1	0	5.0	4	0	0	0	0	1	0	6	0	0	.211
Williamson, B	CIN	0	0	9.00	2	0	0	0	0	0	4.0	7	4	4	0	0	3	0	5	0	0	.368
Wilson, J	CIN	0	0	6.75	4	0	0	0	0	0	4.0	5	5	3	1	0	0	0	4	0	0	.278
Wingenter, T	CIN	0	0	4.50	2	0	0	0	0	0	2.0	3	1	1	0	1	1	0	2	0	0	.333
Wynne, R	CIN	0	0	0.00	1	0	0	0	0	0	1.0	0	0	0	0	0	0	0	1	0	0	.000
Zimmer, K	CIN	0	0	0.00	2	0	0	0	0	0	2.0	2	0	0	0	0	1	0	4	1	0	.250
REDS		10	7	4.24	18	18	0	18	4		157.0	159	86	74	19	9	56	0	170	15	1	.258
TOTALS		7	10	6.46	18	18	0	18	4		156.0	184	118	112	31	17	58	0	148	10	1	.294

APRIL: 3-18 (.204 avg, 5.97 era)

Player	Team	AVG	G	AB	R	H	TB	2B	3B	HR	RBI	BB	IBB	SO	SB	CS	OBP	SLG	OPS
Aquino, A	CIN	.049	15	41	3	2	5	0	0	1	2	2	0	23	0	0	.093	.122	.215
Drury, B	CIN	.224	16	49	6	11	23	3	0	3	7	4	0	11	0	1	.283	.469	.752
Farmer, K	CIN	.253	21	75	7	19	26	7	0	0	10	4	0	13	1	1	.305	.347	.652
Fraleigh, J	CIN	.116	15	43	5	5	10	2	0	1	3	4	0	12	1	0	.208	.233	.441
Friedl, T	CIN	.000	3	7	0	0	0	0	0	0	0	1	0	3	0	0	.125	.000	.125
Garcia, A	CIN	.250	12	28	3	7	11	1	0	1	1	2	0	12	0	0	.300	.393	.693
Hendrix, R	CIN	.000	1	0	0	0	0	0	0	0	0	0	0	0	0	0	.000	.000	.000
Hoffman, J	CIN	.000	1	0	0	0	0	0	0	0	0	0	0	0	0	0	.000	.000	.000
India, J	CIN	.295	11	44	5	13	15	2	0	0	3	1	0	10	0	1	.311	.341	.652
Kolozsvary, M	CIN	.125	5	8	0	1	2	1	0	0	1	0	0	4	0	0	.125	.250	.375
Lopez, A	CIN	.263	7	19	2	5	5	0	0	0	0	1	0	2	0	0	.333	.263	.596
Moran, C	CIN	.206	14	34	1	7	8	1	0	0	6	4	0	9	0	0	.275	.235	.510
Moreta, D	CIN	.000	1	0	0	0	0	0	0	0	0	0	0	0	0	0	.000	.000	.000
Moustakas, M	CIN	.200	12	40	4	8	8	0	0	0	2	2	0	14	0	0	.233	.200	.433
Naquin, T	CIN	.224	16	58	7	13	24	5	0	2	10	4	0	15	1	0	.274	.414	.688
Pham, T	CIN	.221	19	68	10	15	28	4	0	3	6	9	0	18	1	0	.312	.412	.724
Reynolds, M	CIN	.667	2	3	1	2	2	0	0	0	0	1	0	1	0	0	.750	.667	1.417
Reynolds, M	NYM	.000	1	0	0	0	0	0	0	0	0	0	0	0	0	0	.000	.000	.000
Reynolds, M	2 Teams	.667	3	3	1	2	2	0	0	0	0	1	0	1	0	0	.750	.667	1.417
Riddle, J	CIN	.250	2	4	0	1	1	0	0	0	0	0	0	1	0	0	.250	.250	.500
Sanmartin, R	CIN	.000	1	2	0	0	0	0	0	0	0	0	0	1	0	0	.000	.000	.000
Senzel, N	CIN	.222	15	45	4	10	16	3	0	1	3	2	0	8	0	1	.255	.356	.611
Stephenson, T	CIN	.267	11	30	4	8	14	0	0	2	6	4	0	6	0	0	.378	.467	.845
Votto, J	CIN	.129	21	70	4	9	10	1	0	0	3	12	0	27	0	0	.291	.143	.434
Reds		.204	21	668	66	136	208	30	0	14	63	57	0	190	4	4	.274	.311	.585
Opponents		.272	21	690	122	188	304	39	7	21	118	99	2	173	15	6	.371	.441	.812

Player	Team	W	L	ERA	G	GS	CG	SHO	GF	HLD	SV	SVO	IP	H	R	ER	HR	HB	BB	IBB	SO	AVG
Cessa, L	CIN	0	0	4.50	7	1	0	0	0	1	0	0	8.0	9	4	4	0	0	3	0	5	.300
Diaz, A	CIN	0	0	1.00	9	0	0	0	0	0	0	0	9.0	5	1	1	1	0	4	0	9	.156
Diehl, P	CIN	0	0	13.50	2	0	0	0	0	0	0	0	2.2	5	4	4	0	0	2	1	2	.385
Duarte, D	CIN	0	0	10.13	3	0	0	0	1	0	0	0	2.2	3	3	3	1	0	3	0	2	.300
Farmer, B	CIN	0	0	2.79	8	0	0	0	5	0	0	0	9.2	10	3	3	2	0	5	0	14	.263
Greene, H	CIN	1	3	6.00	4	4	0	0	0	0	0	0	18.0	19	13	12	5	1	10	0	22	.260
Gutierrez, V	CIN	0	4	7.41	4	4	0	0	0	0	0	0	17.0	18	14	14	2	4	15	1	11	.290
Hendrix, R	CIN	0	0	8.10	5	0	0	0	4	0	0	0	3.1	5	3	3	0	1	4	0	4	.385
Hoffman, J	CIN	0	0	2.13	8	0	0	0	1	0	0	0	12.2	12	4	3	0	0	4	0	11	.245
Lodolo, N	CIN	1	2	5.52	3	3	0	0	0	0	0	0	14.2	18	9	9	3	2	5	0	19	.290
Mahle, T	CIN	1	3	6.45	5	5	0	0	0	0	0	0	22.1	26	17	16	0	0	11	0	24	.289
Moreta, D	CIN	0	0	4.09	11	0	0	0	6	0	0	0	11.0	5	5	5	2	2	4	0	12	.135
Overton, C	CIN	0	0	1.69	1	1	0	0	0	0	0	0	5.1	3	1	1	0	0	2	0	3	.188
Sanmartin, RCIN		0	3	10.91	4	3	0	0	0	0	0	0	15.2	22	19	19	3	0	7	0	10	.338
Santillan, T	CIN	0	0	8.10	7	0	0	0	1	2	1	2	6.2	7	6	6	1	2	3	0	6	.280
Sims, L	CIN	0	0	5.40	3	0	0	0	1	0	1	1	3.1	2	2	2	0	1	0	0	1	.167
Strickland, HCIN		0	1	9.82	8	0	0	0	1	0	0	0	7.1	9	8	8	1	1	11	0	5	.310
Warren, A	CIN	0	1	9.00	7	0	0	0	1	1	1	2	5.0	7	5	5	0	0	6	0	6	.333
Wilson, J	CIN	0	1	2.45	5	0	0	0	0	0	0	0	3.2	3	1	1	0	0	0	0	7	.231
Totals		3	18	5.97	21	21	0	0	21	4	3	5	178.0	188	122	118	21	14	99	2	173	.272

May: 14-13 (.243 avg, 5.00 era)

Player	Team	AVG	G	AB	R	H	TB	2B	3B	HR	RBI	BB	IBB	SO	SB	CS	OBP	SLG	OPS
Almora Jr., A	CIN	.340	15	50	8	17	23	3	0	1	8	1	0	8	1	0	.353	.460	.813
Aquino, A	CIN	.217	8	23	3	5	13	2	0	2	5	0	0	8	1	0	.217	.565	.782
Dawson, R	CIN	.000	1	3	0	0	0	0	0	0	0	0	0	2	0	0	.000	.000	.000
Drury, B	CIN	.237	24	97	18	23	45	7	0	5	19	9	0	26	0	1	.312	.464	.776
Farmer, K	CIN	.257	20	70	11	18	34	4	0	4	15	5	0	12	1	0	.321	.486	.807
Friedl, T	CIN	.200	17	60	10	12	17	3	1	0	4	4	0	11	4	0	.250	.283	.533
Garcia, A	CIN	.107	10	28	2	3	3	0	0	0	0	0	0	6	0	0	.107	.107	.214
Kolozsvary, M	CIN	.000	1	3	0	0	0	0	0	0	0	0	0	1	0	0	.000	.000	.000
Lopez, A	CIN	.273	14	22	3	6	7	1	0	0	0	2	0	5	1	1	.333	.318	.651
Moran, C	CIN	.200	20	60	7	12	25	1	0	4	16	8	0	16	0	0	.290	.417	.707
Motter, T	CIN	.167	2	6	0	1	1	0	0	0	0	0	0	3	0	0	.167	.167	.334
Moustakas, M	CIN	.224	23	76	12	17	31	5	0	3	8	12	0	16	1	0	.366	.408	.774
Naquin, T	CIN	.278	23	79	15	22	39	6	1	3	12	6	1	22	2	1	.345	.494	.839
Pham, T	CIN	.244	23	82	16	20	28	2	0	2	11	15	0	24	2	0	.354	.341	.695
Reynolds, M	CIN	.257	25	70	9	18	24	4	1	0	6	10	0	21	3	0	.346	.343	.689
Senzel, N	CIN	.158	10	38	4	6	6	0	0	2	4	0	0	12	0	1	.238	.158	.396
Stephenson, T	CIN	.306	24	85	13	26	38	6	0	2	18	5	0	28	1	0	.344	.447	.791
Votto, J	CIN	.278	11	36	4	10	23	5	1	2	7	6	0	11	0	0	.395	.639	1.034
Reds	CIN	.243	27	888	135	216	357	49	4	28	131	87	1	232	17	4	.317	.402	.719
Opponents	OPP	.235	27	894	133	210	379	45	2	40	132	100	0	241	15	5	.321	.424	.745

																			OPP			
Player	Team	W	L	ERA	G	GS	CG	SHO	GF	HLD	SV	SVO	IP	H	R	ER	HR	HB	BB	IBB	SO	AVG
Ashcraft, G	CIN	1	0	1.69	2	2	0	0	0	0	0	0	10.2	8	2	2	0	1	4	0	4	.200
Castillo, L	CIN	2	2	3.38	5	5	0	0	0	0	0	0	26.2	19	10	10	2	0	8	0	28	.196
Cessa, L	CIN	2	1	6.75	10	0	0	0	0	2	0	0	10.2	13	8	8	3	1	1	0	8	.295
Detwiler, R	CIN	0	0	0.00	2	0	0	0	0	1	0	0	1.2	2	0	0	0	0	1	0	2	.286
Díaz, A	CIN	2	0	1.20	13	0	0	0	1	6	1	1	15.0	4	2	2	0	2	8	0	21	.083
Diehl, P	CIN	0	0	9.00	3	0	0	0	1	0	0	0	3.0	3	3	3	3	0	1	0	1	.250
Dugger, R	CIN	0	0	9.00	1	0	0	0	0	0	0	0	3.0	5	3	3	1	0	1	0	5	.385
Dugger, R	TB	0	0	5.06	1	0	0	0	1	0	0	0	5.1	8	3	3	0	0	0	0	7	.333
Dugger, R2	Teams	0	0	6.48	2	0	0	0	1	0	0	0	8.1	13	6	6	1	0	1	0	12	.351
Farmer, B	CIN	0	0	23.14	2	0	0	0	0	0	0	0	2.1	5	7	6	0	1	2	0	3	.385
Greene, H	CIN	1	3	5.81	5	5	0	0	0	0	0	0	26.1	24	17	17	10	0	14	0	34	.231
Gutierrez, V	CIN	1	2	8.00	4	4	0	0	0	0	0	0	18.0	24	16	16	5	2	7	0	17	.316
Hoffman, J	CIN	0	0	2.31	9	0	0	0	2	1	0	0	11.2	6	3	3	1	0	6	0	14	.154
Kuhnel, J	CIN	0	0	0.96	7	0	0	0	4	0	0	0	9.1	8	1	1	0	1	1	0	13	.229
Mahle, T	CIN	1	2	4.88	6	6	0	0	0	0	0	0	31.1	22	18	17	5	1	15	0	34	.190
Moreta, D	CIN	0	1	33.75	4	1	0	0	0	1	0	0	2.2	10	10	10	5	0	2	0	4	.588
Overton, C	CIN	1	0	1.86	3	3	0	0	0	0	0	0	19.1	12	4	4	0	0	5	0	7	.185
Reynolds, M	CIN	0	0	6.75	2	0	0	0	2	0	0	0	1.1	3	1	1	0	2	0	0	0	.500
Sanmartin, R	CIN	0	1	81.00	1	1	0	0	0	0	0	0	0.2	6	6	6	1	0	2	0	0	.750
Santillan, T	CIN	0	0	2.53	10	0	0	0	3	2	3	3	10.2	11	3	3	0	2	6	0	14	.275
Sims, L	CIN	1	0	13.50	3	0	0	0	0	0	0	0	3.1	3	5	5	0	0	6	0	4	.273
Solomon, J	CIN	0	0	3.86	5	0	0	0	3	0	0	0	4.2	3	2	2	0	0	2	0	6	.176
Strickland, H	CIN	0	0	2.38	12	0	0	0	3	2	1	1	11.1	8	3	3	0	2	4	0	12	.195
Warren, A	CIN	2	1	6.57	12	0	0	0	8	1	2	4	12.1	11	9	9	4	1	4	0	10	.244
Totals		14	13	5.00	27	27	0	1	27	16	7	9	236.0	210	133	131	40	16	100	0	241	.235

JUNE: 9-18 (.270 avg, 5.68 era)

Player	Team	AVG	G	AB	R	H	TB	2B	3B	HR	RBI	BB	IBB	SO	SB	CS	OBP	SLG	OPS
Almora Jr., A	CIN	.225	25	89	9	20	37	3	1	4	17	2	0	17	1	2	.239	.416	.655
Aquino, A	CIN	.348	8	23	4	8	10	2	0	0	0	1	0	10	1	1	.375	.435	.810
Drury, B	CIN	.333	25	102	24	34	64	4	1	8	14	6	0	20	1	0	.376	.627	1.003
Farmer, K	CIN	.322	24	87	9	28	36	5	0	1	14	8	0	12	2	1	.388	.414	.802
Friedl, T	CIN	.261	9	23	3	6	9	1	1	0	3	0	0	4	1	0	.292	.391	.683
Garcia, A	CIN	.261	20	46	0	12	13	1	0	0	3	1	0	13	0	1	.306	.283	.589
India, J	CIN	.167	13	54	3	9	16	1	0	2	6	2	0	14	1	1	.250	.296	.546
Kuhnel, J	CIN	.000	1	0	0	0	0	0	0	0	0	0	0	0	0	0	.000	.000	.000
Lopez, A	CIN	.200	9	20	1	4	5	1	0	0	1	3	0	3	1	0	.333	.250	.583
Moran, C	CIN	.333	3	6	0	2	3	1	0	0	0	2	0	2	0	0	.500	.500	1.000
Moustakas, M	CIN	.235	16	51	6	12	15	3	0	0	6	6	0	10	1	0	.310	.294	.604
Okey, C	CIN	.167	7	12	3	2	2	0	0	0	0	0	0	5	0	0	.231	.167	.398
Papierski, M	CIN	.500	2	6	1	3	3	0	0	0	0	0	0	2	0	0	.500	.500	1.000
Pham, T	CIN	.283	24	92	20	26	47	3	0	6	16	11	0	26	3	0	.362	.511	.873
Reynolds, M	CIN	.219	22	64	9	14	24	1	0	3	8	3	0	16	1	0	.254	.375	.629
Schrock, M	CIN	.167	9	18	1	3	3	0	0	0	1	1	0	5	0	0	.211	.167	.378
Senzel, N	CIN	.273	24	88	14	24	26	2	0	0	7	7	0	17	5	0	.337	.295	.632
Solano, D	CIN	.320	6	25	3	8	13	5	0	0	3	1	0	7	0	0	.370	.520	.890
Stephenson, T	CIN	.346	7	26	4	9	14	2	0	1	7	2	0	7	0	0	.393	.538	.931
Votto, J	CIN	.274	26	95	14	26	47	9	0	4	15	12	0	21	0	0	.361	.495	.856
Reds		.270	27	927	128	250	387	44	3	29	121	68	0	211	18	6	.329	.417	.746
Opponents		.269	27	941	162	253	453	56	3	46	156	87	5	240	19	4	.336	.481	.817

Player	Team	OPP																				
		W	L	ERA	G	GS	CGSHO	GF	HLD	SV	SVO	IP	H	R	ER	HR	HB	BB	IBB	SO	AVG	
Ashcraft, G	CIN	3	2	5.45	6	6	0	0	0	0	0	33.0	37	20	20	5	2	5	0	24	.272	
Castillo, L	CIN	1	2	3.26	5	5	0	0	0	0	0	30.1	26	14	11	2	3	13	0	32	.226	
Cessa, L	CIN	1	0	6.30	11	0	0	0	1	2	0	10.0	12	9	7	3	0	5	0	12	.300	
Detwiler, R	CIN	0	2	5.79	12	0	0	0	2	0	0	9.1	12	6	6	3	1	4	1	11	.300	
Diaz, A	CIN	0	0	7.50	5	0	0	0	1	2	1	2	6.0	5	6	5	2	1	4	0	6	.227
Greene, H	CIN	1	3	5.46	6	6	1	1	0	0	0	29.2	24	18	18	5	2	8	0	37	.222	
Gutierrez, V	CIN	0	0	5.40	2	0	0	0	0	0	0	1.2	4	1	1	1	0	2	0	1	.444	
Hoffman, J	CIN	1	0	5.91	9	0	0	0	2	0	0	10.2	10	8	7	2	0	9	1	12	.244	
Kuhnel, J	CIN	0	1	10.64	10	0	0	0	5	0	1	2	11.0	14	13	13	2	1	4	0	9	.311
Mahle, T	CIN	1	1	2.94	5	5	0	0	0	0	0	33.2	31	11	11	4	0	6	0	39	.244	
Minor, M	CIN	1	4	7.71	5	5	0	0	0	0	0	25.2	31	22	22	10	2	10	0	21	.298	
Moreta, D	CIN	0	0	2.84	6	0	0	0	3	0	0	6.1	6	2	2	1	0	1	0	5	.250	
Sanmartin, R	CIN	0	0	2.45	6	0	0	0	1	1	0	7.1	8	2	2	0	0	3	0	7	.286	
Santillan, T	CIN	0	1	11.57	4	0	0	0	0	2	0	2	2.1	5	5	3	0	0	3	1	1	.417
Schrock, M	CIN	0	0	45.00	1	0	0	0	1	0	0	1.0	7	5	5	2	0	0	0	0	.700	
Solomon, J	CIN	0	0	27.00	3	0	0	0	1	0	0	2.2	5	8	8	3	1	3	0	1	.385	
Strickland, H	CIN	0	1	3.86	8	0	0	0	6	1	3	3	7.0	9	6	3	0	1	3	1	8	.290
Warren, A	CIN	0	1	5.40	11	0	0	0	3	2	0	10.0	7	6	6	1	0	4	1	14	.194	
Totals		9	18	5.68	27	27	1	1	26	10	5	10	237.2	253	162	150	46	14	87	5	240	.269

July: 14-12 (.239 avg, 4.04 era)

Player	Team	AVG	G	AB	R	H	TB	2B	3B	HR	RBI	BB	IBB	SO	SB	CS	OBP	SLG	OPS
Almora Jr., A	CIN	.071	8	28	1	2	2	0	0	0	1	2	0	11	0	0	.161	.071	.232
Drury, B	CIN	.276	26	98	14	27	49	8	1	4	19	10	0	25	1	0	.345	.500	.845
Fairchild, S	CIN	.143	8	14	2	2	5	0	0	1	1	2	0	9	0	0	.294	.357	.651
Farmer, K	CIN	.164	22	73	11	12	19	4	0	1	11	6	0	19	0	0	.271	.260	.531
Fraley, J	CIN	.571	2	7	2	4	7	0	0	1	3	0	0	1	0	0	.5711	.0001	.571
Garcia, A	CIN	.250	4	4	1	1	1	0	0	0	0	0	0	3	0	0	.250	.250	.500
India, J	CIN	.290	25	93	17	27	49	7	0	5	13	7	0	25	1	2	.365	.527	.892
Kolozsvary, M	CIN	.333	3	6	3	2	6	1	0	1	2	0	0	2	0	0	.3331	.0001	.333
Moustakas, M	CIN	.151	18	53	4	8	20	3	0	3	5	2	0	27	0	0	.193	.377	.570
Naquin, T	CIN	.220	17	50	7	11	20	1	1	2	11	3	1	16	0	1	.278	.400	.678
Naquin, T	NYM	.111	2	9	1	1	3	0	1	0	1	0	0	0	0	0	.111	.333	.444
Naquin, T	2 Teams	.203	19	59	8	12	23	1	2	2	12	3	1	16	0	1	.254	.390	.644
Papierski, M	CIN	.146	19	41	4	6	6	0	0	0	1	7	0	11	0	0	.271	.146	.417
Pham, T	CIN	.204	25	98	11	20	24	2	1	0	6	7	0	32	1	2	.255	.245	.500
Reynolds, M	CIN	.317	17	41	10	13	15	2	0	0	4	4	0	17	0	0	.391	.366	.757
Schrock, M	CIN	.125	4	8	0	1	1	0	0	0	0	0	0	1	0	0	.125	.125	.250
Senzel, N	CIN	.292	24	72	12	21	30	3	0	2	6	4	0	16	0	1	.338	.417	.755
Solano, D	CIN	.311	24	74	7	23	32	3	0	2	10	4	0	13	0	0	.366	.432	.798
Stephenson, T	CIN	.400	8	25	3	10	14	1	0	1	4	1	0	6	0	0	.429	.560	.989
Votto, J	CIN	.200	19	70	6	14	28	2	0	4	13	7	0	25	0	0	.291	.400	.691
Reds		.239	26	855	115	204	328	37	3	27	110	66	1	259	3	6	.308	.384	.692
Totals		.247	26	899	118	222	366	47	2	31	114	97	5	240	18	6	.333	.407	.740

Player	Team	W	L	ERA	G	GS	CGSHO	GF	HLD	SV	SVO	IP	H	R	ER	HR	HB	BB	IBB	SO	AVG	OPP
Ashcraft, G	CIN	0	0	4.84	4	4	0	0	0	0	0	22.1	32	13	12	2	1	8	0	18	.333	
Castillo, L	CIN	1	0	1.93	4	4	0	0	0	0	0	28.0	18	6	6	3	1	7	0	30	.176	
Cessa, L	CIN	0	0	15.43	3	0	0	0	0	0	0	2.1	4	4	4	0	0	4	0	0	.400	
Detwiler, R	CIN	0	0	1.80	5	0	0	0	1	0	0	5.0	4	1	1	0	0	1	0	4	.211	
Díaz, A	CIN	1	1	1.00	10	0	0	0	3	3	1	2	9.0	3	3	1	1	0	5	1	12	.097
Dugger, R	CIN	0	0	0.00	1	0	0	0	0	0	0	3.2	2	0	0	0	0	2	0	5	.167	
Farmer, B	CIN	0	1	4.82	9	0	0	0	2	1	1	9.1	8	5	5	0	0	6	0	11	.242	
Gibaut, I	CIN	0	0	5.79	9	0	0	0	2	0	0	9.1	12	6	6	1	0	6	0	16	.324	
Greene, H	CIN	0	3	5.16	4	4	0	0	0	0	0	22.2	24	13	13	3	2	9	0	26	.282	
Hendrix, R	CIN	0	0	0.00	2	0	0	0	1	0	0	3.0	1	0	0	0	0	1	0	3	.111	
Hoffman, J	CIN	1	0	5.59	9	1	0	0	2	0	0	1	9.2	12	7	6	2	3	4	0	8	.293
Kuhnel, J	CIN	1	0	4.91	11	0	0	0	1	3	0	0	11.0	12	6	6	3	0	3	0	8	.286
Lodolo, N	CIN	2	1	3.42	5	5	0	0	0	0	0	23.2	26	11	9	2	5	11	0	35	.280	
Mahle, T	CIN	2	1	3.71	3	3	0	0	0	0	0	17.0	12	7	7	3	1	7	0	17	.200	
Minor, M	CIN	0	3	4.91	5	5	0	0	0	0	0	25.2	28	18	14	5	3	12	3	24	.269	
Moreta, D	CIN	0	1	3.48	9	0	0	0	6	0	1	1	10.1	7	5	4	1	2	2	1	9	.189
Sanmartin, R	CIN	4	0	0.79	11	0	0	0	1	2	0	0	11.1	6	2	1	1	0	4	0	7	.154
Solomon, J	CIN	0	0	0.00	1	0	0	0	1	0	0	0	1.0	0	0	0	0	0	0	2	.000	
Strickland, H	CIN	2	1	7.59	12	0	0	0	6	0	2	5	10.2	10	9	9	4	3	4	0	5	.244
Warren, A	CIN	0	0	13.50	1	0	0	0	0	0	0	1.1	1	2	2	0	0	1	0	0	.200	
Totals		14	12	4.04	26	26	0	1	26	9	5	11	236.1	222	118	106	31	21	97	5	240	.247

August: 11-17 (.242 avg, 4.49 era)

Player	Team	AVG	G	AB	R	H	TB	2B	3B	HR	RBI	BB	IBB	SO	SB	CS	OBP	SLG	OPS
Almora Jr., A	CIN	.200	15	45	7	9	13	4	0	0	3	11	0	9	1	0	.357	.289	.646
Aquino, A	CIN	.198	23	81	6	16	21	2	0	1	11	6	0	31	0	1	.253	.259	.512
Barrera, J	CIN	.151	24	86	6	13	20	1	0	2	7	3	0	41	1	0	.180	.233	.413
Drury, B	CIN	.250	1	4	0	1	1	0	0	0	0	0	0	2	0	0	.250	.250	.500
Drury, B	SD	.214	26	98	13	21	37	4	0	4	18	4	0	24	0	1	.250	.378	.628
Drury, B	2 Teams	.216	27	102	13	22	38	4	0	4	18	4	0	26	0	1	.250	.373	.623
Fairchild, S	CIN	.316	6	19	3	6	15	0	0	3	3	1	0	5	0	2	.381	.789	1.170
Farmer, K	CIN	.291	25	103	10	30	38	2	0	2	9	4	0	21	0	1	.336	.369	.705
Fraleigh, J	CIN	.284	25	81	16	23	42	4	0	5	13	12	0	16	2	1	.372	.519	.891
Friedl, T	CIN	.386	15	44	8	17	32	2	2	3	10	2	0	5	1	0	.440	.727	1.167
India, J	CIN	.270	24	89	13	24	33	4	1	1	7	9	1	20	0	0	.356	.371	.727
Kolozsvary, M	CIN	.333	1	3	0	1	1	0	0	0	0	1	0	2	0	0	.500	.333	.833
Lopez, A	CIN	.393	10	28	2	11	13	2	0	0	2	1	1	3	0	0	.414	.464	.878
Moran, C	CIN	.222	3	9	2	2	5	0	0	1	1	1	0	3	0	0	.300	.556	.856
Moustakas, M	CIN	.281	9	32	4	9	13	1	0	1	4	2	0	8	0	0	.324	.406	.730
Papierski, M	CIN	.114	13	35	1	4	8	1	0	1	3	2	0	9	0	0	.162	.229	.391
Reynolds, M	CIN	.138	10	29	1	4	5	1	0	0	2	2	0	12	1	0	.194	.172	.366
Robinson, C	CIN	.188	5	16	2	3	6	0	0	1	2	0	0	7	0	0	.188	.375	.563
Romine, A	CIN	.171	14	41	5	7	15	2	0	2	7	0	0	16	0	0	.171	.366	.537
Senzel, N	CIN	.218	21	78	5	17	23	3	0	1	5	7	0	15	1	0	.299	.295	.594
Solano, D	CIN	.320	25	97	10	31	38	4	0	1	8	9	1	23	0	0	.374	.392	.766
Votto, J	CIN	.137	14	51	3	7	11	1	0	1	3	7	0	13	0	0	.267	.216	.483
Reds	CIN	.242	28	971	104	235	353	34	3	26	100	80	3	261	7	5	.308	.364	.672
Opponents	OPP	.260	28	950	129	247	413	46	3	38	126	92	5	223	27	5	.337	.435	.772

Player	Team	W	L	ERA	G	GS	CG	SHO	GF	SV	IP	H	R	ER	HR	HB	BB	IBB	SO	WP	BK	AVG
Anderson, C	CIN	0	2	27.00	2	1	0	0	1	0	2.1	5	8	7	2	0	2	0	2	0	0	.455
Ashcraft, G	CIN	1	1	2.33	4	4	0	0	0	0	27.0	24	9	7	2	2	6	0	18	1	0	.240
Cessa, L	CIN	0	1	2.13	8	2	0	0	0	0	12.2	9	3	3	3	0	3	0	7	0	0	.205
Detwiler, R	CIN	0	0	5.23	11	0	0	0	4	1	10.1	13	6	6	2	2	4	1	11	0	0	.310
Diaz, A	CIN	1	1	0.73	12	0	0	0	7	3	12.1	6	2	1	0	0	5	0	21	0	0	.136
Dugger, R	CIN	0	1	11.25	1	1	0	0	0	0	4.0	4	5	5	2	0	4	0	2	0	0	.250
Dunn, J	CIN	1	2	4.63	5	5	0	0	0	0	23.1	22	12	12	7	2	10	0	19	0	0	.256
Farmer, B	CIN	1	0	0.73	12	0	0	0	1	0	12.1	5	1	1	0	0	4	0	11	1	0	.119
Gibaut, I	CIN	1	0	3.95	12	0	0	0	0	0	13.2	13	6	6	2	0	5	0	20	0	0	.245
Greene, H	CIN	1	0	0.00	1	1	0	0	0	0	6.0	1	0	0	0	2	0	0	8	0	0	.053
Hendrix, R	CIN	0	0	9.00	2	0	0	0	2	0	2.0	3	2	2	0	1	1	1	2	0	0	.375
Kuhnel, J	CIN	1	1	3.55	12	0	0	0	0	0	12.2	13	5	5	0	2	2	1	11	0	0	.265
Law, D	CIN	1	0	0.00	2	0	0	0	0	0	3.0	1	0	0	0	0	1	0	1	0	0	.100
Law, D	DET	0	0	9.00	1	0	0	0	1	0	1.0	2	1	1	0	0	1	0	1	0	0	.500
Law, D	2 Teams	1	0	2.25	3	0	0	0	1	0	4.0	3	1	1	0	0	2	0	2	0	0	.214
Lodolo, N	CIN	0	2	4.40	5	5	0	0	0	0	28.2	24	14	14	3	6	13	0	28	1	0	.233
Lopez, A	CIN	0	0	5.40	2	0	0	0	2	0	1.2	1	1	1	1	0	0	0	0	0	0	.167
Minor, M	CIN	2	3	5.45	6	6	0	0	0	0	33.0	39	20	20	5	2	9	1	22	1	0	.287
Moreta, D	CIN	0	0	0.00	1	0	0	0	1	0	1.1	0	0	0	0	0	0	0	2	0	0	.000
Sanmartin, RCIN	0	0	6	10.12	0	0	0	0	1	0	10.1	18	9	7	2	0	5	1	12	0	0	.383
Strickland, HCIN	1	0	4.61	14	0	0	0	7	1	13.2	15	7	7	2	0	8	0	14	1	0	.283	
Warren, A	CIN	0	0	1.59	6	0	0	0	2	0	5.2	7	1	1	0	0	3	0	7	0	0	.292
Zeuch, T	CIN	0	3	15.19	3	3	0	0	0	0	10.2	24	18	18	5	3	7	0	5	0	0	.453
Reds		11	17	4.49	28	28	0	1	28	5	246.2	247	129	123	38	22	92	5	223	5	0	.260

September: 9-19 (.211 avg, 4.10 era)

Team	AVG	G	AB	R	H	2B	3B	HR	RBI	BB	IBB	SO	SB	CS	OBP	SLG	OPS	
Almora Jr., A	CIN	.000	1	3	1	0	0	0	0	1	0	1	0	0	.250	.000	.250	
Aquino, A	CIN	.224	24	85	8	19	6	0	6	12	8	0	27	0	1	.290	.506	.796
Barrero, J	CIN	.174	20	69	4	12	2	0	0	3	3	0	30	2	1	.208	.203	.411
Fairchild, S	CIN	.333	19	39	5	13	3	0	1	2	3	0	10	0	0	.409	.487	.896
Farmer, K	CIN	.218	28	101	10	22	2	1	6	17	4	0	20	0	0	.257	.436	.693
Fraley, J	CIN	.286	21	70	10	20	3	0	5	9	7	1	20	1	0	.363	.543	.906
Friedl, T	CIN	.212	25	85	12	18	4	1	5	8	13	0	15	1	1	.324	.459	.783
India, J	CIN	.211	26	95	9	20	1	1	2	10	11	0	22	1	0	.299	.305	.604
Lopez, A	CIN	.239	16	46	7	11	1	1	1	7	2	0	5	1	0	.271	.370	.641
Moran, C	CIN	.000	2	0	1	0	0	0	0	0	1	0	0	0	0	1.000	.000	1.000
Reynolds, M	CIN	.290	13	31	1	9	2	0	0	3	5	0	10	0	0	.389	.355	.744
Robinson, C	CIN	.056	17	36	0	2	1	0	0	1	0	0	9	0	0	.056	.083	.139
Romine, A	CIN	.136	20	44	3	6	0	0	1	2	2	0	16	0	0	.191	.205	.396
Senzel, N	CIN	.154	16	52	6	8	2	0	1	2	6	0	8	2	2	.241	.250	.491
Siani, M	CIN	.154	5	13	0	2	0	0	0	0	0	0	3	0	1	.154	.154	.308
Solano, D	CIN	.219	20	64	2	14	3	0	1	3	4	0	13	0	0	.275	.313	.588
Steer, S	CIN	.213	24	80	11	17	3	0	2	6	10	0	20	0	1	.315	.325	.640
Strickland, H	CIN	.000	1	0	0	0	0	0	0	0	0	0	0	0	0	.000	.000	.000
Reds		.211	28	913	90	193	33	4	31	85	80	1	229	8	7	.283	.358	.641
Opponents		.235	28	906	123	213	42	4	31	113	112	3	251	23	4	.329	.393	.722

Player	Team	W	L	ERA	G	GS	CGSHO	GF	SV	IP	H	R	ER	HR	HB	BB	IBB	SO	WP	BK	AVG	
Anderson, C	CIN	2	1	2.18	5	5	0	0	0	20.2	9	5	5	1	2	9	0	21	0	0	.136	
Ashcraft, G	CIN	0	2	12.15	2	2	0	0	0	6.2	14	10	9	1	1	2	0	3	1	0	.438	
Cessa, L	CIN	1	2	3.94	6	6	0	0	0	32.0	28	15	14	4	1	11	0	23	1	0	.235	
Cruz, F	CIN	0	1	0.75	12	2	0	0	1	12.0	5	2	1	0	1	9	0	16	1	0	.119	
Díaz, A	CIN	2	1	1.80	8	0	0	0	6	3	10.0	5	3	2	1	1	5	2	12	1	0	.167
Dowdy, K	CIN	0	0	0.00	2	0	0	0	0	6.1	5	0	0	0	1	3	0	3	0	0	.217	
Dunn, J	CIN	0	1	10.57	2	2	0	0	0	7.2	10	9	9	4	1	7	0	2	0	0	.333	
Espinal, R	CIN	0	1	7.71	2	0	0	0	0	4.2	6	4	4	1	0	1	0	5	0	0	.316	
Farmer, B	CIN	1	1	4.35	10	0	0	0	1	10.1	7	5	5	0	0	7	0	12	1	0	.200	
Farrell, L	CHC	0	0	0.00	1	0	0	0	1	2.0	0	0	0	0	0	2	0	2	0	0	.000	
Farrell, L	CIN	0	0	9.00	2	0	0	0	1	4.0	6	5	4	1	0	4	0	5	0	0	.333	
Farrell, L 2 Teams		0	0	6.00	3	0	0	0	2	6.0	6	5	4	1	0	6	0	7	0	0	.250	
Gibaut, I	CIN	0	2	3.72	10	0	0	0	1	9.2	10	4	4	0	0	6	0	7	0	0	.270	
Greene, H	CIN	0	1	1.06	3	3	0	0	0	17.0	10	3	2	1	2	6	0	29	1	0	.164	
Kuhnel, J	CIN	0	1	8.49	11	0	0	0	3	11.2	13	11	11	3	1	3	0	14	1	0	.283	
Law, D	CIN	1	1	3.97	10	0	0	0	1	11.1	15	5	5	0	1	5	0	10	0	0	.319	
Lodolo, N	CIN	1	2	2.59	5	5	0	0	0	31.1	20	9	9	5	5	5	0	44	0	0	.185	
Lopez, A	CIN	0	0	9.00	1	0	0	0	1	1.0	1	1	1	1	0	0	0	0	0	0	.250	
Minor, M	CIN	1	2	6.59	3	3	0	0	0	13.2	22	12	10	4	0	9	0	9	1	0	.361	
Moreta, D	CIN	0	0	2.70	4	0	0	0	1	6.2	4	2	2	1	0	4	0	7	1	0	.182	
Overton, C	CIN	0	0	5.40	2	0	0	0	1	8.1	6	5	5	1	0	4	0	4	0	0	.194	
Sanmartin, R	CIN	0	0	3.12	9	0	0	0	0	8.2	4	3	3	0	0	6	1	10	0	0	.148	
Strickland, H	CIN	0	0	3.48	10	0	0	0	10	10.1	9	4	4	1	0	2	0	12	0	0	.231	
Warren, A	CIN	0	0	16.20	2	0	0	0	1	1.2	4	6	3	1	1	4	0	3	0	0	.444	
Reds		9	19	4.10	28	28	0	2	28	5	245.2	213	123	112	31	18	112	3	251	9	0	.235

October: 2-3 (.190 avg, 5.86 era)

Team	AVG	G	AB	R	H	2B	3B	HR	RBI	BB	IBB	SO	SB	CS	OBP	SLG	OPS	
Aquino, A	CIN	.167	2	6	0	1	1	0	0	0	0	2	0	0	.167	.333	.500	
Barrero, J	CIN	.000	4	10	3	0	0	0	0	3	0	5	1	0	.231	.000	.231	
Fairchild, S	CIN	.214	5	14	3	3	1	1	0	2	0	5	0	0	.353	.429	.782	
Farmer, K	CIN	.294	5	17	0	5	1	0	0	2	2	0	2	0	.368	.353	.721	
Fraleigh, J	CIN	.267	5	15	0	4	0	0	0	3	0	5	0	0	.389	.267	.656	
Friedl, T	CIN	.167	3	6	0	1	0	0	0	0	0	2	0	1	.167	.167	.334	
Garcia, A	CIN	.000	1	2	0	0	0	0	0	0	0	0	0	0	.000	.000	.000	
India, J	CIN	.273	4	11	1	3	1	0	0	2	1	0	3	0	.429	.364	.793	
Lopez, A	CIN	.100	3	10	0	1	0	0	0	0	0	3	0	0	.100	.100	.200	
Reynolds, M	CIN	.000	3	6	0	0	0	0	0	1	0	1	0	0	.143	.000	.143	
Robinson, C	CIN	.429	3	7	1	3	1	0	1	2	0	1	0	0	.429	1.000	1.429	
Romine, A	CIN	.100	3	10	0	1	0	0	0	0	0	4	0	0	.100	.100	.200	
Siani, M	CIN	.182	4	11	1	2	0	0	0	0	0	4	0	0	.182	.182	.364	
Solano, D	CIN	.167	5	18	0	3	1	0	0	1	0	5	0	0	.211	.222	.433	
Steer, S	CIN	.200	4	15	1	3	2	0	0	2	1	0	6	0	.250	.333	.583	
Reds	CIN	.190	5	158	10	30	8	1	1	8	14	0	48	1	1	.269	.272	.541
Opponents	OPP	.208	5	159	28	33	9	2	6	27	25	1	46	5	1	.332	.403	.735

Player	Team	W	L	ERA	G	GS	CG	SHO	GF	SV	IP	H	R	ER	HR	HB	BB	IBB	SO	WP	BK	AVG
Anderson, C	CIN	0	1	45.00	2	1	0	0	0	0	1.0	3	5	5	0	1	4	0	0	0	0	.500
Ashcraft, G	CIN	0	1	11.81	1	1	0	0	0	0	5.1	4	7	7	1	1	5	1	4	1	0	.211
Cessa, L	CIN	0	0	1.80	1	1	0	0	0	0	5.0	1	1	1	1	0	1	0	4	0	0	.059
Cruz, F	CIN	0	0	3.38	2	0	0	0	0	0	2.2	4	1	1	1	0	0	0	5	0	0	.333
Díaz, A	CIN	1	0	3.86	2	0	0	0	2	1	2.1	0	1	1	0	1	2	0	2	0	0	.000
Farmer, B	CIN	0	0	0.00	3	0	0	0	1	0	3.0	1	0	0	0	0	1	0	3	0	0	.100
Gibaut, I	CIN	0	0	9.00	2	0	0	0	0	0	2.0	3	2	2	0	0	1	0	5	0	0	.333
Greene, H	CIN	1	0	0.00	1	1	0	0	0	0	6.0	2	0	0	0	1	1	0	8	0	0	.105
Kuhnel, J	CIN	0	0	19.29	2	0	0	0	0	0	2.1	7	5	5	0	0	1	0	1	0	0	.538
Law, D	CIN	0	1	8.10	3	0	0	0	0	0	3.1	3	3	3	2	0	1	0	4	0	0	.231
Lodolo, N	CIN	0	0	1.80	1	1	0	0	0	0	5.0	2	1	1	0	1	5	0	5	0	0	.118
Sanmartin, R	CIN	0	0	6.00	2	0	0	0	0	0	3.0	2	2	2	1	0	2	0	1	0	0	.182
Strickland, H	CIN	0	0	0.00	2	0	0	0	2	0	2.0	1	0	0	0	0	1	0	4	0	0	.143
Reds		2	3	5.86	5	5	0	0	5	1	43.0	33	28	28	6	5	25	1	46	1	0	.208

Designated Hitter

Team		AVG	G	AB	R	H	2B	3B	HR	RBI	BB	IBB	SO	SB	CS	OBP	SLG	OPS
Almora Jr., A	CIN	.250	1	4		1	0	0	0	0	0	0	0			.250	.250	.500
Aquino, A	CIN	1.000	1	1		1	0	0	1	4	0	0	0			1.000	4.000	5.000
Dawson, R	CIN	.000	1	3		0	0	0	0	0	0	0	2			.000	.000	.000
Drury, B	CIN	.300	12	50		15	3	0	4	10	3	0	12			.352	.600	.952
Drury, B	SD	.321	14	53		17	5	0	4	13	1	0	13			.357	.642	.999
Drury, B	2 Teams	.311	26	103		32	8	0	8	23	4	0	25			.355	.621	.976
Farmer, K	CIN	.270	10	37		10	1	0	1	6	2	0	8			.300	.378	.678
Fraley, J	CIN	.333	14	54		18	5	0	3	10	5	0	10			.393	.593	.986
Friedl, T	CIN	.231	5	13		3	2	1	0	3	4	0	4			.412	.538	.950
India, J	CIN	.311	13	45		14	2	0	1	7	6	1	6			.426	.422	.848
Lopez, A	CIN	.231	7	26		6	2	0	1	4	2	0	8			.286	.423	.709
Moran, C	CIN	.167	2	6		1	0	0	0	2	0	0	2			.143	.167	.310
Moustakas, M	CIN	.267	30	101		27	7	0	2	8	10	0	32			.351	.396	.747
Naquin, T	CIN	.262	11	42		11	3	0	2	5	3	0	12			.311	.476	.787
Naquin, T	NYM	.000	2	3		0	0	0	0	0	0	0	2			.000	.000	.000
Naquin, T	2 Teams	.244	13	45		11	3	0	2	5	3	0	14			.292	.444	.736
Pham, T	BOS	.125	2	8		1	0	0	0	0	1	0	4			.300	.125	.425
Pham, T	CIN	.310	8	29		9	2	0	3	7	5	0	4			.389	.690	1.079
Pham, T	2 Teams	.270	10	37		10	2	0	3	7	6	0	8			.370	.568	.938
Reynolds, M	CIN	.000	1	1		0	0	0	0	0	0	0	1			.000	.000	.000
Schrock, M	CIN	.200	1	5		1	0	0	0	0	0	0	1			.200	.200	.400
Senzel, N	CIN	.111	5	18		2	0	0	1	3	2	0	4			.200	.278	.478
Solano, D	CIN	.355	25	93		33	6	0	3	10	6	0	22			.390	.516	.906
Steer, S	CIN	.333	2	6		2	1	0	0	1	2	0	0			.500	.500	1.000
Stephenson, T	CIN	.385	3	13		5	2	0	0	4	0	0	2			.385	.538	.923
Votto, J	CIN	.264	14	53		14	2	0	2	11	4	0	17			.339	.415	.754
Reds		.288	161	600		173	38	1	24	95	54	1	147			.354	.475	.829

Reds vs Lefthanders

Player	Team	AVG	PA	AB	H	TB	2B	3B	HR	RBI	BB	IBB	SO	OBP	SLG	OPS
Almora Jr., A	CIN	.224	32	67	15	25	4	0	2	9	6	0	12	.288	.373	.661
Aquino, A	CIN	.170	51	100	17	26	6	0	1	9	8	0	42	.231	.260	.491
Barrero, J	CIN	.146	21	41	6	12	0	0	2	4	3	0	19	.205	.293	.498
Drury, B	CIN	.309	48	97	30	65	8	0	9	18	6	0	29	.346	.670	1.016
Drury, B	2 Teams	.299	73	147	44	92	12	0	12	26	6	0	43	.329	.626	.955
Fairchild, S	CIN	.286	21	35	10	20	1	0	3	4	3	0	15	.390	.571	.961
Fairchild, S	3 Teams	.244	25	41	10	20	1	0	3	4	3	0	17	.340	.488	.828
Farmer, K	CIN	.309	75	139	43	79	10	1	8	35	13	0	26	.380	.568	.948
Fraleigh, J	CIN	.143	22	28	4	7	0	0	1	3	2	0	8	.226	.250	.476
Friedl, T	CIN	.333	18	18	6	12	1	1	1	5	3	0	2	.455	.667	1.122
Garcia, A	CIN	.385	19	26	10	10	0	0	0	2	1	0	7	.407	.385	.792
India, J	CIN	.260	53	104	27	37	5	1	1	10	10	0	23	.353	.356	.709
Kolozsvary, M	CIN	.167	7	12	2	3	1	0	0	1	0	0	3	.167	.250	.417
Lopez, A	CIN	.256	26	39	10	12	2	0	0	0	3	0	4	.341	.308	.649
Moran, C	CIN	.273	17	22	6	10	1	0	1	1	1	0	6	.304	.455	.759
Motter, T	CIN	.200	2	5	1	1	0	0	0	0	0	0	3	.200	.200	.400
Moustakas, M	CIN	.207	40	58	12	15	3	0	0	3	6	0	16	.303	.259	.562
Naquin, T	CIN	.186	26	43	8	15	1	0	2	5	0	0	9	.205	.349	.554
Naquin, T	2 Teams	.180	40	61	11	20	3	0	2	6	1	0	12	.206	.328	.534
Okey, C	CIN	.000	3	4	0	0	0	0	0	0	0	0	2	.000	.000	.000
Papierski, M	CIN	.100	14	20	2	2	0	0	0	0	4	0	5	.250	.100	.350
Papierski, M	2 Teams	.095	15	21	2	2	0	0	0	0	4	0	5	.240	.095	.335
Pham, T	CIN	.290	46	93	27	43	4	0	4	12	12	0	22	.371	.462	.833
Pham, T	2 Teams	.273	70	139	38	62	6	0	6	21	14	0	37	.338	.446	.784
Reynolds, M	CIN	.205	46	73	15	22	4	0	1	6	13	0	25	.326	.301	.627
Riddle, J	CIN	.000	1	1	0	0	0	0	0	0	0	0	0	.000	.000	.000
Robinson, C	CIN	.182	7	11	2	3	1	0	0	0	0	0	3	.182	.273	.455
Romine, A	CIN	.000	10	22	0	0	0	0	0	1	0	0	10	.043	.000	.043
Romine, A	3 Teams	.067	15	30	2	2	0	0	0	1	1	0	13	.125	.067	.192
Schrock, M	CIN	.500	3	2	1	1	0	0	0	0	1	0	0	.667	.500	1.167
Senzel, N	CIN	.241	57	112	27	34	4	0	1	10	6	0	21	.292	.304	.596
Solano, D	CIN	.301	46	83	25	35	7	0	1	11	4	0	15	.348	.422	.770
Steer, S	CIN	.316	14	19	6	11	2	0	1	3	3	0	5	.435	.579	1.014
Stephenson, T	CIN	.346	28	52	18	23	2	0	1	11	6	0	13	.410	.442	.852
Votto, J	CIN	.214	53	98	21	33	6	0	2	11	17	0	41	.364	.337	.701
Reds		.246	117	1424	351	556	73	3	42	174	131	0	386	.323	.390	.713
Opponents		.234	162	2299	537	902	111	13	76	312	291	8	600	.327	.392	.719

Player	Team	AVG	AB	H	2B	3B	HR	RBI	BB	IBB	SO	OBP	SLG	OPS
Anderson, C	CIN	.184	38	7	3	0	1	6	8	0	11	.333	.342	.675
Ashcraft, G	CIN	.232	194	45	3	0	1	9	14	0	36	.292	.263	.555
Castillo, L	CIN	.199	146	29	10	0	4	17	16	0	40	.291	.349	.640
Castillo, L	2 Teams	.206	267	55	14	0	8	29	25	0	77	.287	.348	.635
Cessa, L	CIN	.247	146	36	6	1	4	18	14	0	27	.313	.384	.697
Cruz, F	CIN	.154	26	4	1	0	0	1	3	0	10	.241	.192	.433
Detwiler, R	CIN	.275	51	14	2	0	1	7	4	0	10	.339	.373	.712
Diaz, A	CIN	.158	101	16	3	0	3	11	18	3	30	.301	.277	.578
Diehl, P	CIN	.167	12	2	0	0	2	3	3	0	3	.286	.667	.953
Dowdy, K	CIN	.231	13	3	0	0	0	0	1	0	2	.333	.231	.564
Duarte, D	CIN	.667	3	2	1	0	1	5	2	0	1	.667	2.000	2.667
Dugger, R	CIN	.292	24	7	2	0	2	5	6	0	4	.433	.625	1.058
Dugger, R	2 Teams	.286	35	10	4	0	2	8	6	0	6	.390	.571	.961
Dunn, J	CIN	.322	59	19	5	0	5	9	13	0	9	.452	.661	1.113
Espinal, R	CIN	.167	12	2	1	0	0	0	1	0	2	.231	.250	.481
Farmer, B	CIN	.226	62	14	4	0	0	8	17	0	17	.392	.290	.682
Farrell, L	CIN	.364	11	4	0	0	1	2	2	0	2	.462	.636	1.098
Farrell, L	2 Teams	.324	34	11	1	0	3	5	3	0	6	.378	.618	.996
Gibaut, I	CIN	.283	60	17	3	0	1	10	9	0	21	.377	.383	.760
Gibaut, I	2 Teams	.290	62	18	3	0	1	10	9	0	21	.389	.387	.776
Greene, H	CIN	.205	239	49	11	0	11	30	27	0	96	.299	.389	.688
Gutierrez, V	CIN	.364	77	28	10	2	5	18	17	0	17	.474	.740	1.214
Hendrix, R	CIN	.294	17	5	1	1	0	3	3	1	4	.455	.471	.926
Hoffman, J	CIN	.242	66	16	3	3	0	10	11	0	19	.363	.379	.742
Kuhnel, J	CIN	.270	89	24	4	0	4	16	4	0	17	.295	.449	.744
Law, D	CIN	.286	28	8	2	0	1	5	6	0	6	.412	.464	.876
Law, D	2 Teams	.300	30	9	2	0	1	5	6	0	7	.417	.467	.884
Lodolo, N	CIN	.109	46	5	1	0	0	2	4	0	21	.226	.130	.356
Lopez, A	CIN	.333	6	2	0	0	2	2	0	0	0	.333	1.333	1.666
Mahle, T	CIN	.202	208	42	8	3	5	23	25	0	63	.284	.341	.625
Mahle, T	2 Teams	.192	224	43	9	3	5	23	27	0	67	.276	.326	.602
Minor, M	CIN	.232	95	22	3	0	4	12	4	0	19	.263	.389	.652
Moreta, D	CIN	.224	58	13	1	1	6	13	6	1	12	.324	.586	.910
Overton, C	CIN	.167	54	9	1	0	0	1	7	0	3	.262	.185	.447
Reynolds, M	CIN	.500	2	1	1	0	0	3	0	0	0	.333	1.000	1.333
Sanmartin, R	CIN	.247	89	22	4	0	3	14	10	0	27	.323	.393	.716
Santillan, T	CIN	.344	32	11	5	0	0	7	8	1	6	.512	.500	1.012
Sims, L	CIN	.125	8	1	0	0	0	3	3	0	1	.385	.125	.510
Solomon, J	CIN	.238	21	5	1	0	2	5	2	0	6	.304	.571	.875
Strickland, H	CIN	.282	110	31	7	0	5	17	12	1	35	.355	.482	.837
Warren, A	CIN	.197	66	13	2	2	0	10	7	1	18	.284	.288	.572
Wilson, J	CIN	.286	7	2	2	0	0	0	0	0	3	.286	.571	.857
Zeuch, T	CIN	.304	23	7	0	0	2	7	5	0	2	.452	.565	1.017
Reds		.234	2299	537	111	13	76	312	291	8	600	.327	.392	.719

Reds vs Righthanders

Player	Team	AVG	PA	AB	H	TB	2B	3B	HR	RBI	BB	IBB	SO	OBP	SLG	OPS
Almona Jr., A	CIN	.223	59	148	33	50	6	1	3	20	11	0	34	.280	.338	.618
Aquino, A	CIN	.214	64	159	34	68	7	0	9	21	9	0	59	.256	.428	.684
Barrero, J	CIN	.153	42	124	19	22	3	0	0	6	6	0	57	.192	.177	.369
Dawson, R	CIN	.000	1	3	0	0	0	0	0	0	0	0	2	.000	.000	.000
Drury, B	CIN	.261	86	253	66	117	14	2	11	41	23	0	55	.331	.462	.793
Drury, B	2 Teams	.248	127	371	92	163	19	2	16	61	32	0	83	.317	.439	.756
Fairchild, S	CIN	.275	23	51	14	25	3	1	2	2	5	0	14	.362	.490	.852
Fairchild, S	3 Teams	.250	26	56	14	25	3	1	2	2	5	0	17	.333	.446	.779
Farmer, K	CIN	.235	140	387	91	124	15	0	6	43	20	0	73	.291	.320	.611
Fraleigh, J	CIN	.277	67	188	52	94	9	0	11	25	24	1	46	.361	.500	.861
Friedl, T	CIN	.232	68	207	48	86	9	4	7	20	17	0	38	.301	.415	.716
Garcia, A	CIN	.159	36	82	13	18	2	0	1	2	2	0	27	.198	.220	.418
India, J	CIN	.245	96	282	69	109	11	1	9	31	21	1	71	.317	.387	.704
Kolozsvary, M	CIN	.250	7	8	2	6	1	0	1	2	1	0	6	.333	.750	1.083
Lopez, A	CIN	.264	48	106	28	36	3	1	1	10	6	1	17	.304	.340	.644
Moran, C	CIN	.195	39	87	17	31	2	0	4	22	15	0	24	.305	.356	.661
Motter, T	CIN	.000	1	1	0	0	0	0	0	0	0	0	0	.000	.000	.000
Moustakas, M	CIN	.216	75	194	42	72	9	0	7	22	18	0	59	.292	.371	.663
Naquin, T	CIN	.264	53	144	38	68	11	2	5	28	13	2	44	.333	.472	.805
Naquin, T	2 Teams	.241	96	249	60	111	16	4	9	40	18	2	81	.300	.446	.746
Okey, C	CIN	.250	4	8	2	2	0	0	0	0	0	0	3	.333	.250	.583
Papierski, M	CIN	.177	27	62	11	15	1	0	1	4	5	0	17	.239	.242	.481
Papierski, M	2 Teams	.157	32	70	11	15	1	0	1	4	6	0	21	.224	.214	.438
Pham, T	CIN	.219	90	247	54	84	7	1	7	27	30	0	78	.301	.340	.641
Pham, T	2 Teams	.224	140	415	93	145	17	1	11	42	42	0	130	.303	.349	.652
Reynolds, M	CIN	.263	71	171	45	59	6	1	2	17	13	0	53	.317	.345	.662
Riddle, J	CIN	.333	2	3	1	1	0	0	0	0	0	0	1	.333	.333	.666
Robinson, C	CIN	.125	17	48	6	13	1	0	2	5	0	0	14	.125	.271	.396
Romine, A	CIN	.192	29	73	14	25	2	0	3	8	2	0	26	.213	.342	.555
Romine, A	3 Teams	.182	39	99	18	30	3	0	3	8	3	0	33	.206	.303	.509
Sanmartin, R	CIN	.000	1	2	0	0	0	0	0	0	0	0	1	.000	.000	.000
Schrock, M	CIN	.125	12	24	3	3	0	0	0	1	0	0	6	.125	.125	.250
Senzel, N	CIN	.226	100	261	59	80	9	0	4	15	24	0	55	.298	.307	.605
Siarni, M	CIN	.167	8	24	4	4	0	0	0	0	0	0	7	.167	.167	.334
Solano, D	CIN	.277	74	195	54	72	9	0	3	13	15	1	46	.335	.369	.704
Steer, S	CIN	.184	27	76	14	20	3	0	1	5	8	0	21	.271	.263	.534
Stephenson, T	CIN	.307	44	114	35	57	7	0	5	24	6	0	34	.352	.500	.852
Votto, J	CIN	.201	86	224	45	86	12	1	9	30	27	0	56	.298	.384	.682
Reds		.231	159	3956	913	1447	162	15	114	444	321	6	1044	.296	.366	.662
Opponents		.264	162	3140	829	1433	173	10	137	474	321	13	814	.343	.456	.799

Player	Team	AVG	AB	H	2B	3B	HR	RBI	BB	IBB	SO	OBP	SLG	OPS
Anderson, C	CIN	.222	45	10	1	0	2	8	7	0	12	.345	.378	.723
Ashcraft, G	CIN	.323	229	74	16	0	10	42	16	1	35	.377	.524	.901
Castillo, L	CIN	.202	168	34	6	0	3	10	12	0	50	.258	.292	.550
Castillo, L	2 Teams	.217	290	63	14	0	5	23	20	0	90	.272	.317	.589
Cessa, L	CIN	.253	158	40	5	1	10	29	14	0	32	.318	.487	.805
Cruz, F	CIN	.179	28	5	1	0	1	5	6	0	11	.343	.321	.664
Detwiler, R	CIN	.298	57	17	5	0	4	11	6	2	18	.379	.596	.975
Diaz, A	CIN	.107	112	12	0	0	2	6	15	0	53	.221	.161	.382
Diehl, P	CIN	.462	13	6	3	0	1	5	1	1	0	.500	.923	1.423
Dowdy, K	CIN	.200	10	2	0	0	0	0	2	0	1	.333	.200	.533
Duarte, D	CIN	.143	7	1	0	0	0	0	1	0	1	.250	.143	.393
Dugger, R	CIN	.235	17	4	1	0	1	3	1	0	8	.278	.471	.749
Dugger, R	2 Teams	.300	30	9	1	0	1	3	1	0	13	.323	.433	.756
Dunn, J	CIN	.228	57	13	3	0	6	12	4	0	12	.297	.596	.893
Espinal, R	CIN	.571	7	4	2	0	1	3	0	0	3	.571	1.286	1.857
Farmer, B	CIN	.202	109	22	5	0	2	18	8	0	37	.261	.303	.564
Farrell, L	CIN	.286	7	2	1	0	0	2	2	0	3	.444	.429	.873
Farrell, L	2 Teams	.241	29	7	2	0	0	4	4	0	8	.333	.310	.643
Gibaut, I	CIN	.276	76	21	7	2	2	10	9	0	27	.353	.500	.853
Gibaut, I	2 Teams	.266	79	21	7	2	2	10	9	0	27	.341	.481	.822
Greene, H	CIN	.239	230	55	10	0	13	24	21	0	68	.311	.452	.763
Gutierrez, V	CIN	.257	70	18	4	1	3	10	7	1	12	.369	.471	.840
Hendrix, R	CIN	.308	13	4	0	0	0	1	3	0	5	.438	.308	.746
Hoffman, J	CIN	.231	104	24	5	0	5	18	12	1	26	.316	.423	.739
Kuhnel, J	CIN	.305	141	43	12	0	4	25	10	1	39	.367	.475	.842
Law, D	CIN	.262	42	11	3	0	1	4	1	0	9	.295	.405	.700
Law, D	2 Teams	.286	49	14	3	0	2	9	2	0	10	.327	.469	.796
Lodolo, N	CIN	.252	337	85	14	3	13	39	35	0	110	.351	.427	.778
Lopez, A	CIN	.000	4	0	0	0	0	0	0	0	0	.000	.000	.000
Mahle, T	CIN	.265	185	49	12	0	7	21	14	0	51	.320	.443	.763
Mahle, T	2 Teams	.268	228	61	12	0	11	29	16	0	59	.319	.465	.784
Minor, M	CIN	.316	310	98	22	0	20	59	36	4	57	.396	.581	.977
Moreta, D	CIN	.229	83	19	5	0	4	10	7	0	27	.293	.434	.727
Overton, C	CIN	.207	58	12	2	0	1	7	4	0	11	.254	.293	.547
Reynolds, M	CIN	.500	4	2	0	0	0	1	0	0	0	.667	.500	1.167
Sanmartin, R	CIN	.324	136	44	9	2	5	22	19	2	20	.404	.529	.933
Santillan, T	CIN	.267	45	12	2	0	1	10	4	0	15	.327	.378	.705
Schrock, M	CIN	.700	10	7	2	0	2	5	0	0	0	.700	1.500	2.200
Sims, L	CIN	.267	15	4	2	0	0	2	3	0	4	.389	.400	.789
Solomon, J	CIN	.250	12	3	0	0	1	3	3	0	3	.438	.500	.938
Strickland, H	CIN	.229	131	30	11	1	3	20	21	0	25	.356	.397	.753
Warren, A	CIN	.324	74	24	1	0	6	21	15	0	22	.440	.581	1.021
Wilson, J	CIN	.167	6	1	0	0	0	0	0	0	4	.167	.167	.334
Zeuch, T	CIN	.567	30	17	1	0	3	8	2	0	3	.606	.900	1.506
Reds		.264	3140	829	173	10	137	474	321	13	814	.343	.456	.799

Reds At Home

Player	Team	AVG	G	AB	R	H	TB	2B	3B	HR	RBI	BB	IBB	SO	SB	CS	OBP	SLG	OPS
Almora Jr., A	CIN	.220	36	123	18	27	47	5	0	5	20	9	0	33	2	1	.278	.382	.660
Aquino, A	CIN	.165	36	109	11	18	36	3	0	5	12	8	0	44	0	1	.222	.330	.552
Barrera, J	CIN	.123	19	65	8	8	9	1	0	0	4	5	0	28	2	0	.186	.138	.324
Drury, B	CIN	.298	52	205	41	61	115	16	1	12	38	15	0	48	2	1	.354	.561	.915
Drury, B	2 Teams	.275	75	284	50	78	141	19	1	14	48	21	0	69	2	1	.335	.496	.831
Fairchild, S	CIN	.381	19	42	8	16	24	3	1	1	6	0	0	14	0	1	.480	.571	1.051
Fairchild, S	3 Teams	.320	23	50	8	16	24	3	1	1	6	0	0	17	0	1	.414	.480	.894
Farmer, K	CIN	.253	73	257	33	65	102	16	0	7	42	20	0	54	2	1	.324	.397	.721
Fraleigh, J	CIN	.287	28	94	13	27	48	6	0	5	11	9	1	22	0	0	.362	.511	.873
Friedl, T	CIN	.297	29	91	16	27	42	3	0	4	7	10	0	10	3	1	.375	.462	.837
Garcia, A	CIN	.170	25	53	4	9	10	1	0	0	1	2	0	13	0	0	.214	.189	.403
India, J	CIN	.246	51	179	22	44	73	8	0	7	23	14	1	49	1	3	.325	.408	.733
Kolozsvary, M	CIN	.231	6	13	3	3	8	2	0	1	3	0	0	5	0	0	.231	.615	.846
Lopez, A	CIN	.293	29	82	8	24	26	2	0	0	4	8	1	10	2	0	.363	.317	.680
Moran, C	CIN	.226	19	53	9	12	26	2	0	4	17	6	0	14	0	0	.295	.491	.786
Moustakas, M	CIN	.171	38	111	14	19	29	4	0	2	9	16	0	42	1	0	.293	.261	.554
Naquin, T	CIN	.263	30	95	20	25	48	7	2	4	24	9	2	32	1	2	.340	.505	.845
Naquin, T	2 Teams	.234	51	154	29	36	72	9	3	7	30	10	2	54	2	2	.289	.468	.757
Okey, C	CIN	.250	2	4	1	1	0	0	0	0	0	0	0	2	0	0	.250	.250	.500
Papierski, M	CIN	.167	22	48	4	8	9	1	0	0	3	7	0	15	0	0	.273	.188	.461
Papierski, M	2 Teams	.145	26	55	5	8	9	1	0	0	3	8	0	19	0	0	.254	.164	.418
Pham, T	CIN	.249	52	189	35	47	72	5	1	6	25	24	0	61	3	2	.330	.381	.711
Pham, T	2 Teams	.247	77	291	51	72	111	10	1	9	38	32	0	94	3	3	.325	.381	.706
Reynolds, M	CIN	.270	50	137	19	37	52	4	1	3	17	19	0	46	1	0	.361	.380	.741
Reynolds, M	2 Teams	.270	51	137	19	37	52	4	1	3	17	19	0	46	1	0	.361	.380	.741
Riddle, J	CIN	.333	1	3	0	1	1	0	0	0	0	0	0	0	0	0	.333	.333	.666
Robinson, C	CIN	.143	12	28	2	4	10	0	0	2	5	0	0	6	0	0	.143	.357	.500
Romine, A	CIN	.162	16	37	3	6	13	1	0	2	6	1	0	11	0	0	.205	.351	.556
Romine, A	3 Teams	.174	22	46	4	8	15	1	0	2	6	2	0	14	0	0	.224	.326	.550
Schrock, M	CIN	.182	7	11	0	2	2	0	0	0	1	0	0	2	0	0	.182	.182	.364
Senzel, N	CIN	.242	59	198	26	48	64	7	0	3	13	16	0	48	5	3	.302	.323	.625
Siani, M	CIN	.077	4	13	0	1	1	0	0	0	0	0	0	5	0	0	.077	.077	.154
Solano, D	CIN	.316	39	133	10	42	60	9	0	3	12	9	1	27	0	0	.370	.451	.821
Steer, S	CIN	.222	14	45	7	10	18	2	0	2	5	7	0	15	0	1	.340	.400	.740
Stephenson, T	CIN	.395	23	81	16	32	48	7	0	3	24	7	0	20	0	0	.449	.593	1.042
Voitto, J	CIN	.185	46	157	16	29	61	6	1	8	26	25	0	44	0	0	.312	.389	.701
Reds		.235	162	5380	648	1264	2003	235	18	156	618	452	6	1430	58	33	.304	.372	.676
Opponents		.256	81	2832	420	725	1277	148	10	128	412	298	9	750	63	16	.336	.451	.787

Player	Team	W	L	ERA	G	GS	CG	SHO	GF	SV	SVO	IP	H	R	ER	HR	HR	HB	BB	IBB	SO	AVG
Anderson, C	CIN	1	2	6.75	5	3	0	0	1	0	0	10.2	9	9	8	2	1	7	0	10	.250	
Ashcraft, G	CIN	3	4	4.71	10	10	0	0	0	0	0	57.1	62	32	30	7	4	18	1	39	.274	
Castillo, L	CIN	2	1	3.64	7	7	0	0	0	0	0	42.0	34	19	17	5	2	14	0	45	.213	
Castillo, L	2 Teams	4	1	2.69	12	12	0	0	0	0	0	73.2	52	27	22	7	3	20	0	87	.191	
Cessa, L	CIN	1	2	6.08	21	4	0	0	1	0	0	37.0	41	26	25	9	0	14	0	28	.279	
Cruz, F	CIN	0	0	2.57	6	1	0	0	0	0	0	7.0	2	2	2	2	1	0	3	0	9	.087
Detwiler, R	CIN	0	2	4.91	17	0	0	0	3	0	0	14.2	17	8	8	4	0	7	1	13	.283	
Diaz, A	CIN	5	0	1.83	30	0	0	0	10	4	5	34.1	12	7	7	3	4	12	0	45	.105	
Diehl, P	CIN	0	0	6.75	2	0	0	0	0	0	0	2.2	2	2	2	2	0	0	0	2	.200	
Dowdy, K	CIN	0	0	0.00	1	0	0	0	0	0	0	2.1	2	0	0	0	1	2	0	2	.222	
Duarte, D	CIN	0	0	27.00	1	0	0	0	1	0	0	0.2	1	2	2	1	0	2	0	0	.333	
Dugger, R	CIN	0	0	4.05	2	0	0	0	0	0	0	6.2	7	3	3	1	0	3	0	10	.280	
Dugger, R	2 Teams	0	0	4.50	3	0	0	0	1	0	0	12.0	15	6	6	1	0	3	0	17	.306	
Dunn, J	CIN	0	0	7.04	2	2	0	0	0	0	0	7.2	10	6	6	4	1	2	0	8	.333	
Espinal, R	CIN	0	1	3.86	1	0	0	0	0	0	0	2.1	2	1	1	0	0	0	0	2	.250	
Farmer, B	CIN	1	1	2.55	22	0	0	0	5	1	2	24.2	17	7	7	1	0	11	0	29	.193	
Farrell, L	CIN	0	0	27.00	1	0	0	0	1	0	0	1.0	3	4	3	0	0	2	0	2	.500	
Farrell, L	2 Teams	0	0	6.75	2	1	0	0	1	0	0	5.1	9	5	4	1	0	2	0	5	.360	
Gibaut, I	CIN	0	0	2.76	15	0	0	0	2	0	0	16.1	17	5	5	1	0	10	0	20	.270	
Gibaut, I	2 Teams	0	0	2.55	16	0	0	0	2	0	0	17.2	18	5	5	1	1	10	0	20	.265	
Greene, H	CIN	3	6	4.70	11	11	1	1	0	0	0	59.1	52	31	31	12	4	24	0	68	.236	
Gutierrez, V	CIN	1	2	7.71	5	4	0	0	0	0	0	18.2	24	16	16	5	0	12	0	18	.312	
Hendrix, R	CIN	0	0	0.00	1	0	0	0	1	0	0	1.0	1	0	0	0	0	0	0	1	.333	
Hoffman, J	CIN	1	0	2.67	20	1	0	0	2	0	0	27.0	26	10	8	3	3	10	0	25	.248	
Kuhnel, J	CIN	2	1	6.69	32	0	0	0	7	0	0	35.0	39	26	26	6	2	9	0	35	.277	
Law, D	CIN	2	0	2.53	9	0	0	0	0	0	0	10.2	13	3	3	1	0	3	0	9	.302	
Lodolo, N	CIN	3	4	2.85	12	12	0	0	0	0	0	66.1	60	23	21	7	10	22	0	88	.242	
Lopez, A	CIN	0	0	6.75	3	0	0	0	3	0	0	2.2	2	2	2	2	0	0	0	0	.200	
Mahle, T	CIN	2	5	4.76	12	12	0	0	0	0	0	64.1	63	34	34	9	2	28	0	69	.257	
Mahle, T	2 Teams	2	5	4.71	14	14	0	0	0	0	0	72.2	68	38	38	12	2	30	0	75	.249	
Minor, M	CIN	0	8	6.22	10	10	0	0	0	0	0	50.2	59	37	35	15	6	21	3	40	.284	
Moreta, D	CIN	0	2	6.56	21	1	0	0	10	0	0	23.1	24	18	17	7	3	7	1	25	.264	
Overton, C	CIN	0	0	7.56	2	1	0	0	0	0	0	8.1	10	7	7	1	0	3	0	5	.294	
Reynolds, M	CIN	0	0	9.00	1	0	0	0	1	0	0	1.0	1	1	1	0	2	0	0	0	.333	
Sanmartin, R	CIN	2	1	7.33	19	1	0	0	1	0	0	23.1	28	20	19	5	0	9	0	25	.295	
Santillan, T	CIN	0	1	7.88	9	0	0	0	1	1	4	8.0	12	9	7	0	3	9	1	9	.353	
Sims, L	CIN	1	0	3.86	4	0	0	0	1	1	1	4.2	4	2	2	0	1	2	0	4	.250	
Solomon, J	CIN	0	0	9.95	7	0	0	0	4	0	0	6.1	6	7	7	2	1	3	0	5	.240	
Strickland, H	CIN	2	3	5.97	35	0	0	0	20	3	6	31.2	36	24	21	6	3	19	1	33	.277	
Warren, A	CIN	1	1	3.72	19	0	0	0	5	1	2	19.1	15	11	8	1	9	1	9	1	25	.214
Wilson, J	CIN	0	0	0.00	1	0	0	0	0	0	0	1.0	1	0	0	0	0	0	0	1	.333	
Zeuch, T	CIN	0	1	13.50	1	1	0															

Reds On The Road

Player	Team	AVG	G	AB	R	H	TB	2B	3B	HR	RBI	BB	IBB	SO	SB	CS	OBP	SLG	OPS
Almora Jr., A	CIN	.228	28	92	8	21	28	5	1	0	9	8	0	13	1	1	.287	.304	.591
Aquino, A	CIN	.220	44	150	13	33	58	10	0	5	18	9	0	57	2	2	.264	.287	.651
Barrero, J	CIN	.170	29	100	5	17	25	2	0	2	6	4	0	48	2	1	.202	.250	.452
Dawson, R	CIN	.000	1	3	0	0	0	0	0	0	0	0	0	2	0	0	.000	.000	.000
Drury, B	CIN	.241	40	145	21	35	67	6	1	8	21	14	0	36	0	1	.309	.462	.771
Drury, B	2 Teams	.248	63	234	37	58	114	12	1	14	39	17	0	57	0	2	.302	.487	.789
Fairchild, S	CIN	.182	19	44	5	8	21	1	0	4	5	2	0	15	0	1	.265	.477	.742
Fairchild, S	3 Teams	.170	23	47	6	8	21	1	0	4	5	2	0	17	0	1	.250	.447	.697
Farmer, C	CIN	.257	72	269	25	69	101	9	1	7	36	13	0	45	2	2	.306	.375	.681
Fraleigh, J	CIN	.238	40	122	20	29	53	3	0	7	17	17	0	32	4	0	.331	.434	.765
Friedl, T	CIN	.201	43	134	17	27	56	7	5	4	18	10	0	30	4	1	.273	.418	.691
Garcia, A	CIN	.255	22	55	2	14	18	1	0	1	3	1	0	21	0	1	.281	.327	.608
India, J	CIN	.251	52	207	26	52	73	8	2	3	18	17	0	45	2	1	.329	.353	.682
Kolozsvary, M	CIN	.143	4	7	0	1	1	0	0	0	0	1	0	4	0	0	.250	.143	.393
Lopez, A	CIN	.222	30	63	7	14	22	3	1	1	6	1	0	11	1	1	.246	.349	.595
Moran, C	CIN	.196	23	56	2	11	15	1	0	1	6	10	0	16	0	0	.313	.268	.581
Motter, T	CIN	.167	2	6	0	1	1	0	0	0	0	0	0	3	0	0	.167	.167	.334
Moustakas, M	CIN	.248	40	141	16	35	58	8	0	5	16	8	0	33	1	0	.296	.411	.707
Naquin, T	CIN	.228	26	92	9	21	35	5	0	3	9	4	0	21	2	0	.268	.380	.648
Naquin, T	2 Teams	.224	54	156	18	35	59	10	1	4	16	9	0	39	2	0	.275	.378	.653
Okey, C	CIN	.125	5	8	2	1	1	0	0	0	0	0	0	3	0	0	.222	.125	.347
Papierski, M	CIN	.147	12	34	2	5	8	0	0	1	1	2	0	7	0	0	.194	.235	.429
Papierski, M	2 Teams	.139	13	36	2	5	8	0	0	1	1	2	0	7	0	0	.184	.222	.406
Pham, T	CIN	.225	39	151	22	34	55	6	0	5	14	18	0	39	4	0	.308	.364	.672
Pham, T	2 Teams	.224	67	263	38	59	96	13	0	8	25	24	0	73	5	0	.297	.365	.662
Reynolds, M	CIN	.215	42	107	12	23	29	6	0	6	7	0	0	32	4	0	.263	.271	.534
Riddle, J	CIN	.000	1	1	0	0	0	0	0	0	0	0	0	1	0	0	.000	.000	.000
Robinson, C	CIN	.129	13	31	1	4	6	2	0	0	0	0	0	11	0	0	.129	.194	.323
Romine, A	CIN	.138	21	58	5	8	12	1	0	1	3	1	0	25	0	0	.153	.207	.360
Romine, A	3 Teams	.145	29	83	6	12	17	2	0	1	3	2	0	32	0	0	.165	.205	.370
Schrock, M	CIN	.133	6	15	1	2	2	0	0	0	0	1	0	4	0	0	.188	.133	.321
Senzel, N	CIN	.217	51	175	19	38	50	6	0	2	12	14	0	28	3	2	.289	.286	.575
Siani, M	CIN	.273	5	11	1	3	3	0	0	0	0	0	0	2	0	1	.273	.273	.546
Solano, D	CIN	.255	41	145	12	37	47	7	0	1	12	10	0	34	0	0	.310	.324	.634
Steer, S	CIN	.200	14	50	5	10	13	3	0	0	3	4	0	11	0	0	.273	.260	.533
Stephenson, T	CIN	.247	27	85	8	21	32	2	0	3	11	5	0	27	1	0	.298	.376	.674
Votto, J	CIN	.224	45	165	15	37	58	12	0	3	15	19	0	53	0	0	.326	.352	.678
Reds		.235	162	5380	648	1264	2003	235	18	156	618	452	6	1430	58	33	.304	.372	.676
Opponents		.246	81	2607	395	641	1058	136	13	85	374	314	12	664	59	15	.336	.406	.742

Player	Team	W	L	ERA	G	GS	CG	SHO	GF	SV	SVO	IP	H	R	ER	HR	HB	BB	IBB	SO	AVG
Anderson, C	CIN	1	2	6.08	4	4	0	0	0	0	0	13.1	8	9	9	1	2	8	0	13	.170
Ashcraft, G	CIN	2	2	5.10	9	9	0	0	0	0	0	47.2	57	29	27	4	4	12	0	32	.289
Castillo, L	CIN	2	3	2.09	7	7	0	0	0	0	0	43.0	29	11	10	2	2	14	0	45	.188
Castillo, L	2 Teams	4	5	3.29	13	13	0	0	0	0	0	76.2	66	29	28	6	5	25	0	80	.232
Cessa, L	CIN	3	2	3.30	25	6	0	0	0	0	1	43.2	35	18	16	5	2	14	0	31	.223
Cruz, F	CIN	0	1	0.00	8	1	0	0	0	1	0	7.2	7	1	0	0	1	6	0	12	.226
Detwiler, R	CIN	0	0	3.86	13	0	0	0	4	1	1	11.2	14	5	5	1	3	3	1	15	.292
Diaz, A	CIN	2	3	1.84	29	0	0	0	10	6	9	29.1	16	11	6	2	1	21	3	38	.162
Diehl, P	CIN	0	0	15.00	3	0	0	0	1	0	0	3.0	6	5	5	1	0	3	1	1	4.00
Dowdy, K	CIN	0	0	0.00	1	0	0	0	0	0	0	4.0	3	0	0	0	0	1	0	1	2.14
Duarte, D	CIN	0	0	4.50	2	0	0	0	0	0	0	2.0	2	1	1	0	0	1	0	2	.286
Dugger, R	CIN	0	1	11.25	1	1	0	0	0	0	0	4.0	4	5	5	2	0	4	0	2	2.50
Dunn, J	CIN	1	3	5.79	5	5	0	0	0	0	0	23.1	22	15	15	7	2	15	0	13	.256
Espinal, R	CIN	0	0	11.57	1	0	0	0	0	0	0	2.1	4	3	3	1	0	1	0	3	3.64
Farmer, B	CIN	1	1	5.24	22	0	0	0	5	1	1	22.1	19	14	13	1	1	14	0	25	.229
Farrell, L	CIN	0	0	3.00	1	0	0	0	0	0	0	3.0	3	1	1	1	0	2	0	3	.250
Farrell, L	2 Teams	0	0	4.66	4	1	0	0	1	0	0	9.2	9	5	5	2	0	5	0	9	.237
Gibaut, I	CIN	1	2	6.38	18	0	0	0	1	1	3	18.1	21	13	13	2	0	8	0	28	.288
Greene, H	CIN	2	7	4.21	13	13	0	0	0	0	0	66.1	52	33	31	12	6	24	0	96	.209
Gutierrez, V	CIN	0	4	7.50	5	4	0	0	0	0	0	18.0	22	15	15	3	6	12	1	11	.314
Hendrix, R	CIN	0	0	6.14	8	0	0	0	6	0	0	7.1	8	5	5	0	2	6	1	8	.296
Hoffman, J	CIN	1	0	5.60	15	0	0	0	5	0	1	17.2	14	12	11	2	0	13	1	20	.215
Kühnel, J	CIN	0	2	5.87	21	0	0	0	6	1	3	23.0	28	15	15	2	3	5	1	21	.315
Law, D	CIN	0	2	6.43	6	0	0	0	1	0	0	7.0	6	5	5	1	1	4	0	6	.222
Law, D	2 Teams	0	3	6.00	8	0	0	0	2	0	1	9.0	10	10	6	2	2	5	0	8	.278
Lodolo, N	CIN	1	3	5.11	7	7	0	0	0	0	0	37.0	30	21	21	6	9	17	0	43	.222
Mahle, T	CIN	3	2	3.83	7	7	0	0	0	0	0	40.0	28	19	17	3	0	11	0	45	.189
Mahle, T	2 Teams	4	3	3.94	9	9	0	0	0	0	0	48.0	36	23	21	4	0	13	0	51	.201
Minor, M	CIN	4	4	5.89	9	9	0	0	0	0	0	47.1	61	35	31	9	1	19	1	36	.310
Moreta, D	CIN	0	0	3.60	14	0	0	0	7	1	1	15.0	8	6	6	3	1	6	0	14	.160
Overton, C	CIN	1	0	1.09	4	3	0	0	1	0	0	24.2	11	3	3	0	0	8	0	9	.141
Reynolds, M	CIN	0	0	0.00	1	0	0	0	1	0	0	0.1	2	0	0	0	0	0	0	0	.667
Sanmartin, R	CIN	2	3	5.61	26	3	0	0	2	0	0	33.2	38	23	21	3	0	20	2	22	.292
Sanntillan, T	CIN	0	0	3.86	12	0	0	0	3	3	3	11.2	11	5	5	1	1	3	0	12	.256
Schrock, M	CIN	0	0	45.00	1	0	0	0	1	0	0	1.0	7	5	5	2	0	0	0	7	.700
Sims, L	CIN	0	0	22.50	2	0	0	0	0	0	0	2.0	1	5	5	0	0	4	0	1	1.43
Solomon, J	CIN	0	0	13.50	2	0	0	0	1	0	0	2.0	2	3	3	1	0	2	0	4	2.50
Strickland, H	CIN	1	0	3.82	31	0	0	0	15	4	5	30.2	25	13	13	2	4	14	0	27	.225
Warren, A	CIN	1	2	9.72	20	0	0	0	10	2	4	16.2	22	18	18	3	1	13	0	15	.314
Wilson, J	CIN	0	1	3.38	4	0	0	0	0	0	0	2.2	2	1	1	0	0	0	0	6	.200
Zeuch, T	CIN	0	2	16.20	2	2	0	0	0	0	0	6.2	13	12	12	2	3	6	0	4	4.33</

Reds During The Day

Player	Team	AVG	G	AB	R	H	TB	2B	3B	HR	RBI	BB	IBB	SO	SB	CS	OBP	SLG	OPS
Almora Jr., A	CIN	.211	27	90	12	19	27	2	0	2	16	9	0	19	2	1	.280	.300	.580
Aquino, A	CIN	.164	25	73	6	12	23	5	0	2	9	4	0	33	1	1	.208	.315	.523
Barrero, J	CIN	.179	16	56	5	10	11	1	0	0	4	2	0	24	1	0	.207	.196	.403
Dawson, R	CIN	.000	1	3	0	0	0	0	0	0	0	0	0	2	0	0	.000	.000	.000
Drury, B	CIN	.316	36	133	24	42	72	13	1	5	18	11	0	27	1	0	.377	.541	.918
Drury, B	2 Teams	.282	50	188	32	53	93	17	1	7	27	13	0	44	1	0	.337	.495	.832
Fairchild, S	CIN	.222	13	27	4	6	14	0	1	2	3	1	0	7	0	0	.300	.519	.819
Fairchild, S	3 Teams	.188	17	32	5	6	14	0	1	2	3	1	0	10	0	0	.257	.438	.695
Farmer, K	CIN	.215	52	177	22	38	58	2	0	6	27	11	0	31	1	0	.276	.328	.604
Fraleigh, J	CIN	.297	24	74	12	22	38	4	0	4	8	9	0	19	1	0	.376	.514	.890
Friedl, T	CIN	.259	27	85	13	22	33	3	1	2	8	9	0	15	3	0	.333	.388	.721
Garcia, A	CIN	.190	20	42	0	8	9	1	0	0	2	1	0	11	0	0	.227	.214	.441
India, J	CIN	.226	34	124	12	28	43	4	1	3	12	9	0	26	0	0	.294	.347	.641
Kolozsvary, M	CIN	.167	5	12	0	2	4	2	0	0	2	0	0	5	0	0	.167	.333	.500
Lopez, A	CIN	.284	27	67	8	19	27	3	1	1	7	2	0	9	2	1	.314	.403	.717
Moran, C	CIN	.318	18	44	8	14	25	2	0	3	14	7	0	10	0	0	.404	.568	.972
Motter, T	CIN	.000	1	2	0	0	0	0	0	0	0	0	0	2	0	0	.000	.000	.000
Moustakas, M	CIN	.169	29	89	11	15	23	2	0	2	9	13	0	26	0	0	.286	.258	.544
Naquin, T	CIN	.259	23	81	16	21	39	7	1	3	18	9	1	17	1	1	.348	.481	.829
Naquin, T	2 Teams	.250	37	120	24	30	60	11	2	5	24	10	1	27	1	1	.318	.500	.818
Okey, C	CIN	.125	4	8	2	1	1	0	0	0	0	0	0	3	0	0	.222	.125	.347
Papierski, M	CIN	.111	9	18	1	2	5	0	0	1	1	3	0	4	0	0	.238	.278	.516
Papierski, M	2 Teams	.095	11	21	1	2	5	0	0	1	1	3	0	7	0	0	.208	.238	.446
Pham, T	CIN	.256	35	129	24	33	45	4	1	2	18	15	0	38	2	2	.327	.349	.676
Pham, T	2 Teams	.239	49	188	32	45	65	6	1	4	25	18	0	52	3	3	.303	.346	.649
Reynolds, M	CIN	.218	38	110	17	24	34	5	1	1	8	6	0	37	0	0	.256	.309	.565
Reynolds, M	2 Teams	.218	39	110	17	24	34	5	1	1	8	6	0	37	0	0	.256	.309	.565
Riddle, J	CIN	.333	1	3	0	1	1	0	0	0	0	0	0	0	0	0	.333	.333	.666
Robinson, C	CIN	.125	8	16	0	2	4	2	0	0	1	0	0	4	0	0	.125	.250	.375
Romine, A	CIN	.194	14	36	3	7	11	1	0	1	4	1	0	9	0	0	.237	.306	.543
Romine, A	3 Teams	.204	20	49	4	10	15	2	0	1	4	1	0	11	0	0	.235	.306	.541
Schrock, M	CIN	.286	7	14	0	4	4	0	0	0	1	0	0	3	0	0	.286	.286	.572
Senzel, N	CIN	.264	40	129	19	34	37	3	0	0	11	13	0	28	5	3	.338	.287	.625
Siani, M	CIN	.083	5	12	1	1	1	0	0	0	0	0	0	2	0	0	.083	.083	.166
Solano, D	CIN	.313	25	80	8	25	33	5	0	1	8	7	0	17	0	0	.391	.413	.804
Steer, S	CIN	.227	12	44	6	10	15	2	0	1	5	4	0	10	0	0	.292	.341	.633
Stephenson, T	CIN	.368	20	76	15	28	46	6	0	4	19	5	0	21	1	0	.415	.605	1.020
Votto, J	CIN	.186	33	118	9	22	35	7	0	2	12	16	0	36	0	0	.299	.297	.596
Reds		.239	60	1972	258	472	718	86	8	48	245	167	1	495	21	11	.307	.364	.671
Opponents		.251	60	2024	321	508	919	121	7	92	313	240	8	529	39	12	.341	.454	.795

Player	Team	W	L	ERA	G	GS	CG	SHO	GF	SV	SVO	IP	H	R	ER	HR	HB	BB	IBB	SO	AVG
Anderson, C	CIN	0	1	12.27	3	2	0	0	0	0	0	3.2	3	5	5	0	1	8	0	4	.250
Ashcraft, G	CIN	0	3	7.34	7	7	0	0	0	0	0	34.1	43	30	28	5	3	15	1	23	.295
Castillo, L	CIN	0	1	3.10	3	3	0	0	0	0	0	20.1	16	9	7	3	0	7	0	18	.205
Castillo, L	2 Teams	3	2	3.76	9	9	0	0	0	0	0	55.0	47	28	23	6	2	17	0	61	.226
Cessa, L	CIN	2	2	3.50	18	4	0	0	0	0	0	36.0	29	14	14	6	2	9	0	29	.220
Cruz, F	CIN	0	0	1.93	4	0	0	0	0	0	0	4.2	6	1	1	0	0	3	0	7	.300
Detwiler, R	CIN	0	0	1.29	9	0	0	0	4	1	1	7.0	6	1	1	0	0	5	1	7	.231
Diaz, A	CIN	5	1	2.51	24	0	0	0	7	3	4	28.2	15	10	8	4	3	15	1	44	.146
Diehl, P	CIN	0	0	0.00	1	0	0	0	0	0	0	1.0	0	0	0	0	0	0	0	1	.000
Dowdy, K	CIN	0	0	0.00	2	0	0	0	0	0	0	6.1	5	0	0	0	1	3	0	3	.217
Duarte, D	CIN	0	0	27.00	1	0	0	0	1	0	0	0.2	1	2	2	1	0	2	0	0	.333
Dunn, J	CIN	0	1	14.85	2	2	0	0	0	0	0	6.2	13	11	11	5	1	5	0	5	.419
Farmer, B	CIN	1	0	2.08	16	0	0	0	5	2	3	17.1	11	5	4	2	1	4	0	18	.180
Farrell, L	CIN	0	0	9.00	2	0	0	0	1	0	0	4.0	6	5	4	1	0	4	0	5	.333
Farrell, L	2 Teams	0	0	8.10	3	0	0	0	1	0	0	6.2	10	7	6	1	0	5	0	7	.333
Gibaut, I	CIN	0	0	9.00	7	0	0	0	1	1	1	7.0	14	7	7	0	0	3	0	10	.438
Greene, H	CIN	2	3	5.57	8	8	0	0	0	0	0	42.0	38	26	26	14	1	20	0	54	.241
Gutierrez, V	CIN	1	1	5.02	3	3	0	0	0	0	0	14.1	14	8	8	3	2	7	1	12	.259
Hendrix, R	CIN	0	0	0.00	2	0	0	0	1	0	0	2.1	0	0	0	0	0	1	0	2	.000
Hoffman, J	CIN	2	0	4.30	12	0	0	0	2	0	0	14.2	14	8	7	2	0	8	0	11	.246
Kuhnel, J	CIN	1	2	10.34	14	0	0	0	3	0	1	15.2	22	18	18	5	3	5	0	12	.349
Law, D	CIN	1	1	4.70	6	0	0	0	0	0	0	7.2	10	4	4	2	0	5	0	7	.323
Law, D	2 Teams	1	2	4.66	8	0	0	0	1	0	1	9.2	14	9	5	3	1	6	0	9	.350
Lodolo, N	CIN	2	4	3.45	11	11	0	0	0	0	0	60.0	54	23	23	7	11	19	0	73	.238
Mahle, T	CIN	2	4	4.29	12	12	0	0	0	0	0	65.0	50	31	31	7	2	29	0	68	.211
Mahle, T	2 Teams	2	4	4.14	13	13	0	0	0	0	0	67.1	50	31	31	7	2	30	0	69	.205
Minor, M	CIN	1	4	8.31	5	5	0	0	0	0	0	26.0	33	24	24	6	3	12	1	18	.308
Moreta, D	CIN	0	0	6.35	10	0	0	0	3	0	0	11.1	9	8	8	4	1	4	0	15	.214
Overton, C	CIN	0	0	1.69	2	1	0	0	1	0	0	10.2	8	2	2	0	0	1	0	7	.205
Sanmartin, R	CIN	0	1	6.00	14	1	0	0	1	0	0	12.0	17	9	8	2	0	8	1	8	.327
Santillan, T	CIN	0	1	3.55	12	0	0	0	2	2	5	12.2	12	7	5	0	3	6	1	12	.261
Sims, L	CIN	1	0	6.00	3	0	0	0	1	1	1	3.0	4	2	2	0	1	1	0	4	.308
Solomon, J	CIN	0	0	6.75	4	0	0	0	3	0	0	4.0	2	3	3	1	0	2	0	3	.143
Strickland, H	CIN	2	3	7.83	26	0	0	0	14	1	4	23.0	26	23	20	6	4	15	0	21	.280
Warren, A	CIN	1	2	7.58	21	0	0	0	10	2	3	19.0	20	19	16	5	0	12	1	22	.263
Wilson, J	CIN	0	0	0.00	2	0	0	0	0	0	0	1.1	1	0	0	0	0	0	0	2	.250
Zeuch, T	CIN	0	1	13.50	1	1	0	0	0	0	0	4.0	6	6	6	1	2	2	0	4	.375
Reds		24	36	5.18	60	60	0	3	60	13	23	526.1	508	321	303	92	45	240	8	529	.251

Reds At Night

Player	Team	AVG	G	AB	R	H	TB	2B	3B	HR	RBI	BB	IBB	SO	SB	CS	OBP	SLG	OPS
Almora Jr., A	CIN	.232	37	125	14	29	48	8	1	3	13	8	0	27	1	1	.284	.384	.668
Aquino, A	CIN	.210	55	186	18	39	71	8	0	8	21	13	0	68	1	2	.261	.382	.643
Barrero, J	CIN	.138	32	109	8	15	23	2	0	2	6	7	0	52	3	1	.190	.211	.401
Drury, B	CIN	.249	56	217	38	54	110	9	1	15	41	18	0	57	1	2	.310	.507	.817
Drury, B	2 Teams	.252	88	330	55	83	162	14	1	21	60	25	0	82	1	3	.311	.491	.802
Fairchild, S	CIN	.305	25	59	9	18	31	4	0	3	3	7	0	22	0	2	.406	.525	.931
Fairchild, S	3 Teams	.277	29	65	9	18	31	4	0	3	3	7	0	24	0	2	.373	.477	.850
Farmer, K	CIN	.275	93	349	36	96	145	23	1	8	51	22	0	68	3	2	.335	.415	.750
Fraley, J	CIN	.239	44	142	21	34	63	5	0	8	20	17	1	35	3	1	.327	.444	.771
Friedl, T	CIN	.229	45	140	20	32	65	7	4	6	17	11	0	25	4	2	.302	.464	.766
Garcia, A	CIN	.227	27	66	6	15	19	1	0	1	2	2	0	23	0	0	.261	.288	.549
Hendrix, R	CIN	.000	1	0	0	0	0	0	0	0	0	0	0	0	0	0	.000	.000	.000
Hoffman, J	CIN	.000	1	0	0	0	0	0	0	0	0	0	0	0	0	0	.000	.000	.000
India, J	CIN	.260	69	262	36	68	103	12	1	7	29	22	1	68	3	4	.342	.393	.735
Kolozsvary, M	CIN	.250	5	8	3	2	5	0	0	1	1	1	0	4	0	0	.333	.625	.958
Kuhnel, J	CIN	.000	1	0	0	0	0	0	0	0	0	0	0	0	0	0	.000	.000	.000
Lopez, A	CIN	.244	32	78	7	19	21	2	0	0	3	7	1	12	1	0	.314	.269	.583
Moran, C	CIN	.138	24	65	3	9	16	1	0	2	9	9	0	20	0	0	.237	.246	.483
Moreta, D	CIN	.000	1	0	0	0	0	0	0	0	0	0	0	0	0	0	.000	.000	.000
Motter, T	CIN	.250	1	4	0	1	1	0	0	0	0	0	0	1	0	0	.250	.250	.500
Moustakas, M	CIN	.239	49	163	19	39	64	10	0	5	16	11	0	49	2	0	.300	.393	.693
Naquin, T	CIN	.236	33	106	13	25	44	5	1	4	15	4	1	36	2	1	.270	.415	.685
Naquin, T	2 Teams	.216	68	190	23	41	71	8	2	6	22	9	1	66	3	1	.259	.374	.633
Okey, C	CIN	.250	3	4	1	1	1	0	0	0	0	0	0	2	0	0	.250	.250	.500
Papierski, M	CIN	.172	25	64	5	11	12	1	0	0	3	6	0	18	0	0	.243	.188	.431
Papierski, M	2 Teams	.157	28	70	6	11	12	1	0	0	3	7	0	19	0	0	.234	.171	.405
Pham, T	CIN	.227	56	211	33	48	82	7	0	9	21	27	0	62	5	0	.317	.389	.706
Pham, T	2 Teams	.235	95	366	57	86	142	17	0	13	38	38	0	115	5	0	.316	.388	.704
Reynolds, M	CIN	.269	54	134	14	36	47	5	0	2	15	20	0	41	5	0	.368	.351	.719
Riddle, J	CIN	.000	1	1	0	0	0	0	0	0	0	0	0	1	0	0	.000	.000	.000
Robinson, C	CIN	.140	17	43	3	6	12	0	0	2	4	0	0	13	0	0	.140	.279	.419
Romine, A	CIN	.119	23	59	5	7	14	1	0	2	5	1	0	27	0	0	.133	.237	.370
Romine, A	3 Teams	.125	31	80	6	10	17	1	0	2	5	3	0	35	0	0	.157	.213	.370
Sanmartin, R	CIN	.000	1	2	0	0	0	0	0	0	0	0	0	1	0	0	.000	.000	.000
Schrock, M	CIN	.000	6	12	1	0	0	0	0	0	0	1	0	3	0	0	.077	.000	.077
Senzel, N	CIN	.213	70	244	26	52	77	10	0	5	14	17	0	48	3	2	.273	.316	.589
Siani, M	CIN	.250	4	12	0	3	3	0	0	0	0	0	0	5	0	1	.250	.250	.500
Solano, D	CIN	.273	55	198	14	54	74	11	0	3	16	12	1	44	0	0	.316	.374	.690
Steer, S	CIN	.196	16	51	6	10	16	3	0	1	3	7	0	16	0	1	.317	.314	.631
Stephenson, T	CIN	.278	30	90	9	25	34	3	0	2	16	7	0	26	0	0	.337	.378	.715
Strickland, H	CIN	.000	1	0	0	0	0	0	0	0	0	0	0	0	0	0	.000	.000	.000
Votto, J	CIN	.216	58	204	22	44	84	11	1	9	29	28	0	61	0	0	.331	.412	.743
Reds		.232	102	3408	390	792	1285	149	10	108	373	285	5	935	37	22	.301	.377	.678
Opponents		.251	102	3415	494	858	1416	163	16	121	473	372	13	885	83	19	.333	.415	.748

Player	Team	W	L	ERA	G	GS	CG	SHO	GF	SV	SVO	IP	H	R	ER	HR	HB	BB	IBB	SO	AVG
Anderson, C	CIN	2	3	5.31	6	5	0	0	1	0	0	20.1	14	13	12	3	2	7	0	19	.197
Ashcraft, G	CIN	5	3	3.69	12	12	0	0	1	0	0	70.2	76	31	29	6	5	15	0	48	.274
Castillo, L	CIN	4	3	2.78	11	11	0	0	0	0	0	64.2	47	21	20	4	4	21	0	72	.199
Castillo, L	2 Teams	5	4	2.55	16	16	0	0	0	0	0	95.1	71	28	27	7	6	28	0	106	.203
Cessa, L	CIN	2	2	5.44	28	6	0	1	0	1	0	44.2	47	30	27	8	0	19	0	30	.273
Cruz, F	CIN	0	1	0.90	10	2	0	0	1	0	1	10.0	3	2	1	1	1	6	0	14	.088
Detwiler, R	CIN	0	2	5.59	21	0	0	0	3	0	0	19.1	25	12	12	5	3	5	1	21	.305
Diaz, A	CIN	2	2	1.29	35	0	0	0	13	7	10	35.0	13	8	5	1	2	18	2	39	.118
Diehl, P	CIN	0	0	13.50	4	0	0	0	1	0	0	4.2	8	7	7	3	0	3	1	2	.364
Duarte, D	CIN	0	0	4.50	2	0	0	0	0	0	0	2.0	2	1	1	0	0	1	0	2	.286
Dugger, R	CIN	0	1	6.75	3	1	0	0	0	0	0	10.2	11	8	8	3	0	7	0	12	.268
Dunn, J	CIN	1	2	3.70	5	5	0	0	0	0	0	24.1	19	10	10	6	2	12	0	16	.224
Espinal, R	CIN	0	1	7.71	2	0	0	0	0	0	0	4.2	6	4	4	1	0	1	0	5	.316
Farmer, B	CIN	1	2	4.85	28	0	0	0	5	0	0	29.2	25	16	16	0	0	21	0	36	.227
Gibaut, I	CIN	1	2	3.58	26	0	0	0	2	0	2	27.2	24	11	11	3	0	15	0	38	.231
Gibaut, I	2 Teams	1	2	3.41	27	0	0	0	2	0	2	29.0	25	11	11	3	1	15	0	38	.229
Greene, H	CIN	3	10	3.87	16	16	1	1	0	0	0	83.2	66	38	36	10	9	28	0	110	.212
Gutierrez, V	CIN	0	5	9.27	7	5	0	0	0	0	0	22.1	32	23	23	5	4	17	0	17	.344
Hendrix, R	CIN	0	0	7.50	7	0	0	0	6	0	0	6.0	9	5	5	0	2	5	1	7	.391
Hoffman, J	CIN	0	0	3.60	23	1	0	0	5	0	1	30.0	26	14	12	3	3	15	1	34	.230
Kuhnel, J	CIN	1	1	4.89	39	0	0	0	10	1	2	42.1	45	23	23	3	2	9	1	44	.269
Law, D	CIN	1	1	3.60	9	0	0	0	1	0	0	10.0	9	4	4	0	1	2	0	8	.231
Lodolo, N	CIN	2	3	3.95	8	8	0	0	0	0	0	43.1	36	21	19	6	8	20	0	58	.231
Lopez, A	CIN	0	0	6.75	3	0	0	0	3	0	0	2.2	2	2	2	2	0	0	0	0	.200
Mahle, T	CIN	3	3	4.58	7	7	0	0	0	0	0	39.1	41	22	20	5	0	10	0	46	.263
Mahle, T	2 Teams	4	4	4.73	10	10	0	0	0	0	0	53.1	54	30	28	9	0	13	0	57	.260
Minor, M	CIN	3	8	5.25	14	14	0	0	0	0	0	72.0	87	48	42	18	4	28	3	58	.292
Moreta, D	CIN	0	2	5.00	25	1	0	0	14	1	1	27.0	23	16	15	6	3	9	1	24	.324
Overton, C	CIN	1	0	3.22	4	3	0	0	0	0	0	22.1	13	8	8	1	0	10	0	7	.178
Reynolds, M	CIN	0	0	6.75	2	0	0	0	2	0	0	1.1	3	1	1	0	2	0	0	0	.500
Sanmartin, R	CIN	4	3	6.40	31	3	0	0	2	0	0	45.0	49	34	32	6	0	21	1	39	.283
Santillan, T	CIN	0	0	9.00	9	0	0	0	2	2	2	7.0	11	7	7	1	1	6	0	9	.355
Schrock, M	CIN	0	0	0.45	0	0	0	0	1	0	0	1.0	7	5	5	2	0	0	0	0	.700
Sims, L	CIN	0	0	12.27	3	0	0	0	0	0	0	3.2	1	5	5	0	0	5	0	1	.100
Solomon, J	CIN	0	0	14.54	5	0	0	0	2	0	0	4.1	6	7	7	2	1	3	0	6	.316
Strickland, H	CIN	1	0	3.20	40	0	0	0	21	6	7	39.1	35	14	14	2	3	18	1	39	.236
Warren, A	C																				

Reds Batters with Runners in Scoring Position

Player	Team	B	AVG	G	AB	H	TB	2B	3B	HR	RBI	BB	IBB	SO	OBP	SLG	OPS	PA	SAC	SF	HBP	GIDP
Almora Jr., A	CIN	R	.279	42	61	17	27	5	1	1	23	4	0	9	.318	.443	.761	67	1	1	0	3
Aquino, A	CIN	R	.213	47	61	13	25	3	0	3	21	6	0	24	.284	.410	.694	67	0	0	0	0
Barrero, J	CIN	R	.116	30	43	5	5	0	0	0	7	3	0	21	.174	.116	.290	46	0	0	0	1
Drury, B	CIN	R	.328	53	64	21	48	5	2	6	41	5	0	15	.366	.750	1.116	71	0	2	0	1
Drury, B	2 Teams	R	.282	88	110	31	68	6	2	9	61	8	0	25	.331	.618	.949	124	0	4	2	3
Fairchild, S	CIN	R	.000	11	13	0	0	0	0	0	0	2	0	9	.188	.000	.188	16	0	0	1	1
Fairchild, S	2 Teams	R	.000	13	16	0	0	0	0	0	0	2	0	11	.158	.000	.158	19	0	0	1	1
Farmer, K	CIN	R	.308	91	120	37	55	7	1	3	64	7	0	16	.360	.458	.818	141	2	6	6	11
Fraley, J	CIN	L	.237	34	38	9	13	1	0	1	12	7	1	8	.354	.342	.696	48	0	2	1	0
Friedl, T	CIN	L	.217	43	46	10	20	3	2	1	17	4	0	7	.276	.435	.711	58	0	6	2	1
Garcia, A	CIN	R	.211	18	19	4	4	0	0	0	3	1	0	5	.250	.211	.461	21	1	0	0	2
India, J	CIN	R	.284	55	67	19	30	3	1	2	26	7	1	18	.368	.448	.816	76	0	0	2	3
Kolozsvary, M	CIN	R	.333	5	6	2	4	2	0	0	2	0	0	2	.333	.667	1.000	6	0	0	0	0
Lopez, A	CIN	S	.200	24	25	5	6	1	0	0	6	4	1	4	.310	.240	.550	29	0	0	0	0
Moran, C	CIN	L	.294	29	40	16	0	0	0	2	19	6	0	10	.372	.471	.843	43	0	3	0	2
Motter, T	CIN	R	.000	2	2	0	0	0	0	0	0	0	0	2	.000	.000	.000	2	0	0	0	0
Moustakas, M	CIN	L	.235	43	51	12	12	0	0	0	14	5	0	13	.311	.235	.546	61	0	3	2	1
Naquin, T	CIN	L	.325	33	40	13	25	5	2	1	26	5	2	11	.413	.625	1.038	47	1	0	1	0
Naquin, T	2 Teams	L	.269	59	78	21	41	6	4	2	36	6	2	27	.329	.526	.855	86	1	0	1	0
Okey, C	CIN	R	.000	2	3	0	0	0	0	0	0	0	0	1	.000	.000	.000	3	0	0	0	0
Papierski, M	CIN	S	.231	11	13	3	3	0	0	0	3	1	0	5	.286	.231	.517	16	2	0	0	0
Papierski, M	2 Teams	S	.200	14	15	3	3	0	0	0	3	2	0	6	.294	.200	.494	19	2	0	0	0
Pham, T	CIN	R	.268	63	82	22	31	3	0	2	29	12	0	25	.347	.378	.725	98	0	4	0	3
Pham, T	2 Teams	R	.246	97	130	32	49	5	0	4	47	14	0	42	.313	.377	.690	150	0	5	1	6
Reynolds, M	CIN	R	.295	48	61	18	24	4	1	0	19	6	0	25	.353	.393	.746	68	0	1	0	3
Robinson, C	CIN	R	.000	10	11	0	0	0	0	0	1	0	0	1	.000	.000	.000	12	1	0	0	1
Romine, A	CIN	R	.080	16	25	2	4	2	0	0	5	0	0	11	.115	.160	.275	26	0	0	1	1
Romine, A	3 Teams	R	.088	25	34	3	5	2	0	0	5	1	0	15	.139	.147	.286	37	1	0	1	1
Schrock, M	CIN	L	.125	8	8	1	1	0	0	0	1	0	0	1	.125	.125	.250	8	0	0	0	0
Senzel, N	CIN	R	.230	63	74	17	18	1	0	0	18	8	0	14	.301	.243	.544	88	2	1	0	4
Siani, M	CIN	L	.000	5	6	0	0	0	0	0	0	0	0	1	.000	.000	.000	6	0	0	0	1
Solano, D	CIN	R	.300	54	70	21	27	6	0	0	19	5	1	16	.370	.386	.756	81	0	2	4	2
Steer, S	CIN	R	.278	16	18	5	5	0	0	0	5	6	0	4	.480	.278	.758	25	0	0	1	2
Stephenson, T	CIN	R	.412	34	51	21	35	8	0	2	30	6	0	12	.467	.686	1.153	60	0	2	1	1
Votto, J	CIN	L	.270	65	74	20	43	6	1	5	32	20	0	20	.449	.581	1.030	98	0	0	4	3
Reds	CIN	R	.259	162	1186	307	481	65	11	29	443	130	6	310	.337	.406	.743	1388	10	33	26	47
Oppomets	OPP	R	.262	160	1410	370	663	88	11	61	574	191	21	360	.353	.470	.823		5	47	32	38

Reds Batters with Runners in Scoring Position - 2 Outs

Player	Team	B	AVG	G	AB	H	TB	2B	3B	HR	RBI	BB	IBB	SO	OBP	SLG	OPS	PA	SAC	SF	HBP	GIDP
Almora Jr., A	CIN	R	.310	23	29	9	15	3	0	1	14	0	0	4	.310	.517	.827	29	0	0	0	0
Aquino, A	CIN	R	.167	26	30	5	12	1	0	2	11	2	0	13	.219	.400	.619	32	0	0	0	0
Barrero, J	CIN	R	.136	21	22	3	3	0	0	0	4	2	0	12	.208	.136	.344	24	0	0	0	0
Drury, B	CIN	R	.303	32	33	10	25	2	2	3	18	0	0	7	.303	.758	1.061	33	0	0	0	0
Drury, B	2 Teams	R	.260	46	50	13	34	2	2	5	25	1	0	12	.275	.680	.955	51	0	0	0	0
Fairchild, S	CIN	R	.000	8	6	0	0	0	0	0	0	0	0	4	.143	.000	.143	7	0	0	1	0
Fairchild, S	2 Teams	R	.000	9	7	0	0	0	0	0	0	0	0	5	.125	.000	.125	8	0	0	1	0
Farmer, K	CIN	R	.373	52	59	22	29	4	0	1	32	4	0	6	.431	.492	.923	65	0	0	2	0
Fraley, J	CIN	L	.158	17	19	3	6	0	0	1	4	4	0	3	.304	.316	.620	23	0	0	0	0
Friedl, T	CIN	L	.174	23	23	4	7	1	1	0	5	3	0	3	.269	.304	.573	26	0	0	0	0
Garcia, A	CIN	R	.364	10	11	4	4	0	0	0	3	1	0	3	.417	.364	.781	12	0	0	0	0
India, J	CIN	R	.323	30	31	10	14	1	0	1	12	3	1	8	.382	.452	.834	34	0	0	0	0
Kolozsvary, M	CIN	R	.500	2	1	2	1	0	0	1	0	0	0	0	.500	1.000	1.500	2	0	0	0	0
Lopez, A	CIN	S	.231	13	13	3	4	1	0	0	3	1	1	1	.286	.308	.594	14	0	0	0	0
Moran, C	CIN	L	.400	12	15	6	9	0	0	1	8	3	0	5	.500	.600	1.100	18	0	0	0	0
Motter, T	CIN	R	.000	2	2	0	0	0	0	0	0	0	0	2	.000	.000	.000	2	0	0	0	0
Moustakas, M	CIN	L	.095	20	21	2	2	0	0	0	2	1	0	5	.174	.095	.269	23	0	0	1	0
Naquin, T	CIN	L	.333	16	18	6	10	2	1	0	11	1	0	6	.400	.556	.956	20	0	0	1	0
Naquin, T	2 Teams	L	.265	29	34	9	15	2	2	0	15	2	0	16	.324	.441	.765	37	0	0	1	0
Okey, C	CIN	R	.000	1	1	0	0	0	0	0	0	0	0	1	.000	.000	.000	1	0	0	0	0
Papierski, M	CIN	S	.125	7	8	1	1	0	0	0	2	0	0	3	.125	.125	.250	8	0	0	0	0
Papierski, M	2 Teams	S	.100	10	10	1	1	0	0	0	2	1	0	4	.182	.100	.282	11	0	0	0	0
Pham, T	CIN	R	.323	33	31	10	13	0	0	1	12	4	0	8	.400	.419	.819	35	0	0	0	0
Pham, T	2 Teams	R	.288	49	52	15	23	2	0	2	20	6	0	14	.362	.442	.804	58	0	0	0	0
Reynolds, M	CIN	R	.321	23	28	9	10	1	0	0	8	2	0	10	.367	.357	.724	30	0	0	0	0
Robinson, C	CIN	R	.000	3	3	0	0	0	0	0	0	0	0	1	.000	.000	.000	3	0	0	0	0
Romine, A	CIN	R	.182	8	11	2	4	2	0	0	4	0	0	2	.182	.364	.546	11	0	0	0	0
Romine, A	3 Teams	R	.125	12	16	2	4	2	0	0	4	0	0	4	.125	.250	.375	16	0	0	0	0
Schrock, M	CIN	L	.250	5	4	1	1	0	0	0	1	0	0	0	.250	.250	.500	4	0	0	0	0
Senzel, N	CIN	R	.189	37	37	7	8	1	0	0	7	5	0	6	.286	.216	.502	43	0	0	0	0
Siani, M	CIN	L	.000	2	3	0	0	0	0	0	0	0	0	1	.000	.000	.000	3	0	0	0	0
Solano, D	CIN	R	.269	29	26	7	10	3	0	0	6	2	0	6	.387	.385	.772	31	0	0	3	0
Steer, S	CIN	R	.400	10	10	4	4	0	0	0	4	4	0	1	.600	.400	1.000	15	0	0	1	0
Stephenson, T	CIN	R	.400	22	25	10	16	3	0	1	14	4	0	5	.483	.640	1.123	29	0	0	0	0
Votto, J	CIN	L	.194	37	31	6	15	1	1	2	10	8	0	9	.390	.484	.874	41	0	0	2	0
Reds	CIN	R	.263	158	552	145	224	27	5	14	196	54	2	135	.340	.406						

Reds Batters with Bases Loaded

Player	Team	B	AVG	G	AB	H	TB	2B	3B	HR	RBI	BB	IBB	SO	OBP	SLG	OPS	PA	SAC	SF	HBP	GIDP
Almora Jr., A	CIN	R	.571	6	7	4	7	0	0	1	8	0	0	0	.571	1.000	1.571	7	0	0	0	0
Aquino, A	CIN	R	.308	13	13	4	9	2	0	1	12	1	0	5	.357	.692	1.049	14	0	0	0	0
Barrero, J	CIN	R	.000	5	4	0	0	0	0	0	1	1	0	3	.200	.000	.200	5	0	0	0	0
Drury, B	CIN	R	.500	6	6	3	4	1	0	0	7	0	0	0	.429	.667	1.096	7	0	1	0	0
Drury, B	2 Teams	R	.385	13	13	5	9	1	0	1	12	0	0	2	.357	.692	1.049	14	0	1	0	0
Fairchild, S	CIN	R	.000	2	2	0	0	0	0	0	0	0	0	1	.000	.000	.000	2	0	0	0	0
Fairchild, S	2 Teams	R	.000	3	3	0	0	0	0	0	0	0	0	2	.000	.000	.000	3	0	0	0	0
Farmer, K	CIN	R	.154	17	13	2	2	0	0	0	8	0	0	4	.235	.154	.389	17	0	2	2	2
Fraleigh, J	CIN	L	1.000	2	1	1	2	1	0	0	3	0	0	0	.500	2.000	2.500	2	0	1	0	0
Friedl, T	CIN	L	.000	3	2	0	0	0	0	0	1	0	0	0	.000	.000	.000	3	0	1	0	0
Garcia, A	CIN	R	.000	1	1	0	0	0	0	0	0	0	0	0	.000	.000	.000	1	0	0	0	1
India, J	CIN	R	.250	9	8	2	5	0	0	1	8	1	0	1	.333	.625	.958	9	0	0	0	1
Lopez, A	CIN	S	.500	2	2	1	1	0	0	0	1	0	0	1	.500	.500	1.000	2	0	0	0	0
Moran, C	CIN	L	.167	9	6	1	4	0	0	1	8	1	0	1	.222	.667	.889	9	0	2	0	0
Motter, T	CIN	R	.000	1	1	0	0	0	0	0	0	0	0	1	.000	.000	.000	1	0	0	0	0
Moustakas, M	CIN	L	.000	5	1	0	0	0	0	0	4	2	0	1	.400	.000	.400	5	0	2	0	0
Naquin, T	CIN	L	.714	7	7	5	9	2	1	0	10	0	0	1	.714	1.286	2.000	7	0	0	0	0
Naquin, T	2 Teams	L	.455	11	11	5	9	2	1	0	10	0	0	5	.455	.818	1.273	11	0	0	0	0
Pham, T	CIN	R	1.000	4	2	2	2	0	0	0	6	1	0	0	.750	1.000	1.750	4	0	1	0	0
Pham, T	2 Teams	R	.714	9	7	5	6	1	0	0	13	1	0	0	.700	.857	1.557	10	0	1	1	0
Reynolds, M	CIN	R	.000	5	4	0	0	0	0	0	1	0	0	2	.000	.000	.000	5	0	1	0	1
Romine, A	CIN	R	.000	5	4	0	0	0	0	0	1	0	0	1	.200	.000	.200	5	0	0	1	0
Romine, A	2 Teams	R	.000	6	5	0	0	0	0	0	1	0	0	2	.167	.000	.167	6	0	0	1	0
Schrock, M	CIN	L	.000	1	1	0	0	0	0	0	0	0	0	0	.000	.000	.000	1	0	0	0	0
Senzel, N	CIN	R	.000	8	6	0	0	0	0	0	3	1	0	1	.143	.000	.143	8	0	0	0	1
Siani, M	CIN	L	.000	1	2	0	0	0	0	0	0	0	0	0	.000	.000	.000	2	0	0	0	0
Solano, D	CIN	R	.000	7	7	0	0	0	0	0	0	0	0	2	.000	.000	.000	7	0	0	0	1
Steer, S	CIN	R	.250	4	4	1	1	0	0	0	2	1	0	2	.400	.250	.650	5	0	0	0	1
Stephenson, T	CIN	R	.400	10	10	4	6	2	0	0	10	0	0	3	.364	.600	.964	11	0	1	0	0
Votto, J	CIN	L	.667	3	3	2	3	1	0	0	3	0	0	1	.667	1.000	1.667	3	0	0	0	0
Reds			.274	73	117	32	55	9	1	4	97	9	0	31	.312	.470	.782	142	0	12	3	8
Totals			.264	80	129	34	63	11	3	4	122	16	0	38	.325	.488	.813		0	19	5	7

REDS 2022 HIGHS AND LOWS
Team – Game (Batting)

Most At-Bats:	49, vs. St. Louis, August 31 (13 innings)
Most At-Bats (9-inning games):	42, at Pittsburgh, August 20
Most Plate Appearances:	57, vs. St. Louis, August 31 (13 innings)
Most Plate Appearances (9-inning games):	49, vs. Chicago (N.L.), May 26
Most Runs:	20, vs. Chicago (N.L.), May 26
Most Hits:	20, vs. Chicago (N.L.), May 26
Most Doubles:	5, at Pittsburgh, May 13 5, at Toronto, May 20
Most Triples:	1, done 18 times.
Most Home Runs:	5, vs. Arizona, June 7
Most Extra-Base Hits:	9, vs. Arizona, June 7
Most Total Bases:	35, vs. Arizona, June 7
Most Runs Batted In:	20, vs. Chicago (N.L.), May 26
Most Stolen Bases:	3, vs. Washington, June 5 3, vs. Colorado, September 4
Most Caught Stealing:	1, done 33 times.
Most Walks:	7, done 5 times.
Most Strikeouts:	16, at Milwaukee, May 3 16, vs. Atlanta, July 2 16, vs. New York (N.L.), July 6 (10 innings)
Most Sac Hits:	1, done 12 times.
Most Sac Flies:	3, vs. Chicago (N.L.), May 26
Most Hit-By-Pitch:	4, at Arizona, June 15
Most GDP:	5, at Cleveland, May 17 (10 innings)
Most GDP (9-inning games):	4, at Colorado, April 29 4, at St. Louis, June 12

Team – Game (Pitching)

Team – Game (Pitching)	
Most Innings Pitched:	13.0, vs. St. Louis, August 31 (13 innings)
Most Hits Allowed:	23, at Chicago (N.L.), June 30
Most Batters Faced:	53, vs. St. Louis, August 31 (13 innings)
Most Batters Faced (9-inning games):	51, at Milwaukee, May 4
Most Runs Allowed:	18, at Milwaukee, May 4
Most Earned Runs:	18, at Milwaukee, May 4
Most Home Runs Allowed:	6, at Milwaukee, May 5
Most Walks Allowed:	11, at Chicago (N.L.), September 6
Most Strikeouts:	17, at St. Louis, September 17 (11 innings)
Most Strikeouts (9-inning games):	15, at Milwaukee, May 5 15, at Boston, May 31
Most Hit-By-Pitch:	4, at St. Louis, July 16

Individual – Game (Batting)

Most At-Bats:	6, Brandon Drury, vs. Chicago (N.L.), May 26 6, Tommy Pham, at Arizona, June 14 (12 innings) 6, Kyle Farmer, vs. St. Louis, August 31 (13 innings)
Most Plate Appearances:	7, Kyle Farmer, vs. St. Louis, August 31 (13 innings) 7, Jonathan India, vs. St. Louis, August 31 (13 innings)
Most Plate Appearances (9-inning games):	6, done 5 times.
Most Runs:	4, Jake Fraley, at Pittsburgh, August 21
Most Hits:	4, Kyle Farmer, vs. San Diego, April 27 4, Tommy Pham, at Colorado, April 29 4, Kyle Farmer, vs. Chicago (N.L.), May 26 4, Nick Senzel, vs. Chicago (N.L.), May 26 4, Kyle Farmer, at St. Louis, June 11 4, Brandon Drury, vs. Tampa Bay, July 9 (10 innings)
Most Doubles:	4, Kyle Farmer, vs. San Diego, April 27
Most Triples:	1, done 18 times.
Most Home Runs:	2, Colin Moran, vs. Pittsburgh, May 8 2, Mike Moustakas, at Pittsburgh, May 13 2, Aristides Aquino, vs. Chicago (N.L.), May 23 2, Kyle Farmer, vs. Chicago (N.L.), May 26 2, Jose Barrero, at Milwaukee, August 6 2, TJ Friedl, vs. Colorado, September 4 2, Aristides Aquino, at Chicago (N.L.), September 7
Most Extra-Base Hits:	4, Kyle Farmer, vs. San Diego, April 27
Most Total Bases:	10, Kyle Farmer, vs. Chicago (N.L.), May 26
Most Runs Batted In:	6, Colin Moran, vs. Pittsburgh, May 8
Most Stolen Bases:	1, done 58 times.
Most Caught Stealing:	1, done 33 times.
Most Walks:	3, done 5 times.
Most Strikeouts:	5, Jonathan India, at Milwaukee, September 11
Most Sac Hits:	1, done 12 times.
Most Sac Flies:	2, Tommy Pham, vs. Chicago (N.L.), May 26
Most Hit-By-Pitch:	2, done 4 times.
Most GDP:	2, done 5 times.

Individual – Game (Pitching)

Individual – Game (Pitching)	
Most Innings Pitched:	9.0, Tyler Mahle, at Arizona, June 14 (12 innings)
Most Hits Allowed:	12, Tyler Mahle, vs. Los Angeles (N.L.), June 21
Most Batters Faced:	30, done 5 times.
Most Runs Allowed:A89	9, Reiver Sanmartin, vs. San Diego, April 26
Most Earned Runs:	9, Reiver Sanmartin, vs. San Diego, April 26
Most Home Runs:	5, Hunter Greene, at Milwaukee, May 5
Most Walks:	6, Vladimir Gutierrez, vs. San Diego, April 27
Most Strikeouts:	12, Tyler Mahle, at Arizona, June 14 (12 innings)
Most Strikeouts (9-inning games):	11, Luis Castillo, at Chicago (N.L.), June 28 11, Nick Lodolo, at Milwaukee, September 9 11, Nick Lodolo, vs. Pittsburgh, September 14
Most Hit-By-Pitch:	3, Nick Lodolo, at St. Louis, July 16 3, Nick Lodolo, vs. Boston, September 20

MOST RECENT REDS TRANSACTIONS

JANUARY 2022

- 1/6, signed to a minor league contract and invited to Major League spring training camp RHP Ben Lively.
- 1/11, signed to a minor league contract and invited to Major League spring training camp IF Juniel Querecuto.
- 1/15, signed to minor league contracts RHP Joneiker Arellano, SS Ricardo Cabrera, C Henry Guerrero and SS Anthuan Valencia out of Venezuela; SS Jesus Correa and RHP David Lorduy out of Colombia; RHP Lisnerkin Lantigua, RHP Nelfri Payano, OF Adrian Reyes and OF Carlos Sanchez out of Dominican Republic.
- 1/17, signed to minor league contracts OF Esmith Pineda out of Panama and LHP Ben Walmsley out of Australia.
- 1/19, invited to Major League spring training camp minor leaguers RHP Graham Ashcraft, LHP Phillip Diehl, RHP Joel Kuhnel, LHP Nick Lodolo, C Chris Okey and C Chuckie Robinson.

FEBRUARY 2022

- 2/20, signed to a minor league contract and invited to Major League spring training camp RHP Zack Godley.

MARCH 2022

- 3/11, invited to Major League spring training camp OF Ronnie Dawson and IF Matt McLain.
- 3/12, released IF Alfredo Rodriguez.
- 3/13, acquired from the Twins minor league RHP Chase Petty for RHP Sonny Gray and minor league RHP Francis Peguero.
- 3/14, acquired from the Mariners RHP Justin Dunn, OF Jake Fraley, minor league LHP Brandon Williamson and a player to be named for 3B Eugenio Suárez and OF Jesse Winker.
- 3/16, acquired from the Royals LHP Mike Minor and cash for LHP Amir Garrett; signed to a 1-year contract through the 2022 season IF Donovan Solano; signed to a minor league contract and invited to Major League spring training camp RHP Buck Farmer.
- 3/17, signed to a 1-year contract through the 2022 season IF Colin Moran.
- 3/20, signed to a minor league contract and invited to Major League spring training camp OF Albert Almora Jr.; reassigned to minor league camp RHP Brandon Bailey and IF Juniel Querecuto.
- 3/21, signed to minor league contracts and invited to Major League spring training camp IF Brandon Drury and RHP Kyle Zimmer; reassigned to minor league camp IF/OF Allen Córdoba.
- 3/22, agreed to terms on 1-year contracts, avoiding arbitration, with RHP Luis Castillo, RHP Luis Cessa, IF Kyle Farmer, RHP Jeff Hoffman, RHP Tyler Mahle, OF Tyler Naquin and OF Nick Senzel.
- 3/23, signed to a 1-year contract through the 2022 season RHP Hunter Strickland.
- 3/24, reassigned to minor league camp OF Allan Cerda (optioned to Chattanooga), RHP James Marinan (optioned to Chattanooga), RHP Jared Solomon (optioned to Chattanooga) and non-roster invitee OF Lorenzo Cedrola.
- 3/26, signed to a 1-year contract through the 2022 season, with a mutual option for 2023, OF Tommy Pham; transferred to the 60-day injured list RHP Tejay Antone; reassigned to minor league camp C Mark Kolozsvary (optioned to Louisville), IF/OF Alejo Lopez (optioned to Louisville) and non-roster invitees OF Trey Amburgey, OF Ronnie Dawson, RHP Zack Godley, IF Miguel Hernandez, RHP Joel Kuhnel, IF Matt McLain, C Chris Okey, RHP Connor Overton, C Chuckie Robinson and LHP Brandon Williamson.
- 3/27, reassigned to minor league camp RHP Riley O'Brien (optioned to Louisville) and non-roster invitees RHP Kyle Dowdy and IF Cristian Santana.
- 3/29, acquired from the Mariners minor league RHP Connor Phillips as the player to be named in the 3/14/22 trade that sent to Seattle 3B Eugenio Suárez and OF Jesse Winker for RHP Justin Dunn, OF Jake Fraley and minor league LHP Brandon Williamson; reassigned to minor league camp non-roster invitees RHP Graham Ashcraft, LHP Phillip Diehl, RHP Ben Lively and RHP Kyle Zimmer.
- 3/30, reassigned to minor league camp OF TJ Friedl (optioned to Louisville) and non-roster invitees OF Albert Almora Jr. and 1B/OF Jake Bauers.

APRIL 2022

- 4/3, reassigned to minor league camp non-roster invitees C Andrew Knapp and RHP Trey Wingenter.
- 4/3, granted the release of non-roster invitee C Andrew Knapp in advance of his out clause.
- 4/5, released OF Shogo Akiyama.
- 4/7, placed on the 10-day injured list, all retroactive to 4/4, IF/OF Jose Barrero, RHP Luis Castillo, LHP Mike Minor, RHP Lucas Sims and IF Donovan Solano; placed on the 60-day injured list RHP Justin Dunn and IF Max Schrock; selected from Louisville the contracts of IF Brandon Drury, RHP Buck Farmer and C Aramis Garcia; added LHP Nick Lodolo to the Taxi Squad for the road trip to Atlanta.
- 4/12, sent to Louisville on a rehabilitation assignment RHP Lucas Sims.
- 4/13, optioned to Louisville RHP Daniel Duarte; selected from Louisville the contract of LHP Nick Lodolo; designated for assignment RHP Riley O'Brien; sent to Chattanooga on a rehabilitation assignment LHP Mike Minor.
- 4/15, added to the Taxi Squad IF Alejo Lopez; returned from a rehabilitation assignment LHP Mike Minor.
- 4/16, added to the Taxi Squad C Mark Kolozsvary; placed on the injured list CF Nick Senzel; recalled from Louisville RHP Daniel Duarte; acquired from the Mariners a player to be named or cash for RHP Riley O'Brien (IF Luis Chevalier, 6/1).

- 4/17**, placed on the 10-day injured list RHP Daniel Duarte; recalled from the Taxi Squad IF Alejo Lopez.
- 4/18**, placed on the injured list OF Tyler Naquin; reinstated from the injured list CF Nick Senzel.
- 4/19**, placed on the 10-day injured list, retroactive to 4/16, 2B Jonathan India; placed on the 10-day injured list, retroactive to 4/18, IF Mike Moustakas; recalled from Louisville OF TJ Friedl; selected from Louisville the contract of IF/OF JT Riddle.
- 4/20**, placed on the 7-day concussion injured list C Tyler Stephenson; recalled from the Taxi Squad C Mark Kolozsvary.
- 4/22**, returned from a rehabilitation assignment and reinstated from the 10-day injured list RHP Lucas Sims; optioned to Louisville RHP Ryan Hendrix.
- 4/23**, reinstated from the injured list OF Tyler Naquin; optioned to Louisville OF TJ Friedl; transferred to the 60-day injured list RHP Daniel Duarte.
- 4/24**, sent to Dayton on a rehabilitation assignment RHP Luis Castillo; claimed off waivers from the Mets IF Matt Reynolds; designated for assignment RHP Ryan Hendrix.
- 4/26**, reinstated from the 10-day injured list 2B Jonathan India; added to the 28-player roster IF Matt Reynolds; optioned to Louisville IF Alejo Lopez; designated for assignment IF/OF JT Riddle.
- 4/27**, placed on the 10-day injured list, retroactive to 4/24, LHP Justin Wilson; selected from Louisville the contract of LHP Phillip Diehl.
- 4/28**, reinstated from the 10-day injured list IF Mike Moustakas; placed on the 10-day injured list, retroactive to 4/25, LHP Nick Lodolo; F/OF JT Riddle cleared waivers and accepted an outright assignment to Louisville.
- 4/29**, added to the Taxi Squad RHP Connor Overton; transferred from Dayton to Louisville the rehabilitation assignment of RHP Luis Castillo; RHP Ryan Hendrix cleared waivers and was outrighted to Louisville.
- 4/30** selected from the Taxi Squad the contract of RHP Connor Overton; designated for assignment OF Aristides Aquino.
- MAY 2022**
- 5/1**, placed on the 10-day injured list OF Jake Fraley; placed on the 10-day injured list, retroactive to 4/30, 2B Jonathan India; recalled from Louisville OF TJ Friedl; added to the Taxi Squad and then recalled IF Alejo Lopez...post-game, optioned to Louisville IF Alejo Lopez and LHP Reiver Sanmartin.
- 5/3**, reinstated from the 7-day concussion list C Tyler Stephenson; recalled from Louisville IF Alejo Lopez; optioned to Louisville C Mark Kolozsvary; placed on the injured list 1B Joey Votto.
- 5/4**, claimed off waivers from the Rays RHP Robert Dugger; placed on the injured list OF Tyler Naquin and Nick Senzel; selected from Louisville as substitute players the contracts of OF Albert Almora Jr. and OF Ronnie Dawson.
- 5/6**, activated RHP Robert Dugger, who on 5/4 was claimed off waivers from the Rays; reinstated from the injured list OF Tyler Naquin; returned to Louisville as a substitute player OF Ronnie Dawson; designated for assignment RHP Buck Farmer.
- 5/7**, added to the roster as the 27th player for the doubleheader RHP Jared Solomon; following the doubleheader returned to Louisville RHP Jared Solomon.
- 5/8**, selected from Louisville the contract of RHP Joel Kuhnel; designated for assignment RHP Robert Dugger.
- 5/9**, returned from a rehabilitation assignment and reinstated from the 10-day injured list RHP Luis Castillo; designated for assignment LHP Phillip Diehl; RHP Buck Farmer cleared waivers and was outrighted to Class AAA Louisville; placed on the injured list IF Mike Moustakas; selected from Louisville as a substitute player the contract of OF Ronnie Dawson.
- 5/10**, sent to Louisville on a rehab assignment LHP Mike Minor; reinstated from the injured list IF Mike Moustakas; returned to Louisville as a substitute player OF Ronnie Dawson; RHP Robert Dugger cleared waivers and was outrighted to Louisville; RHP Buck Farmer elected free agency and agreed to terms on a minor league contract.
- 5/11**, RHP Robert Dugger accepted an outright assignment to Louisville.
- 5/12**, placed on the 15-day injured list, retroactive to 5/11, RHP Lucas Sims; optioned to Louisville RHP Dauri Moreta; recalled from Louisville RHP Jared Solomon; selected from Louisville the contract of RHP Robert Dugger; LHP Phillip Diehl cleared waivers and was outrighted to Louisville.
- 5/14**, selected from Louisville the contract of LHP Ross Detwiler; designated for assignment RHP Robert Dugger; sent to Louisville on a rehabilitation assignment 1B Joey Votto.
- 5/15**, added to the Taxi Squad from Louisville C Sandy León.
- 5/16**, RHP Robert Dugger cleared waivers and accepted an outright assignment to Louisville.
- 5/17**, transferred from Louisville to Dayton the rehabilitation assignment of 1B Joey Votto.
- 5/18**, added to the Taxi Squad from Louisville RHP Graham Ashcraft and IF Taylor Motter; sent to Louisville on a rehabilitation assignment CF Nick Senzel.
- 5/20**, returned from a rehabilitation assignment and reinstated from the injured list 1B Joey Votto; selected from Louisville the contracts as substitute players OF Aristides Aquino, RHP Graham Ashcraft and IF Taylor Motter; placed on the restricted list OF Albert Almora Jr., IF Brandon Drury, RHP Joel Kuhnel and RHP Tyler Mahle; placed on the bereavement list LHP Ross Detwiler; sent to Louisville on a rehabilitation assignment IF/OF Jose Barrero.
- 5/22**, sent to Dayton on a rehabilitation assignment OF Jake Fraley.

- 5/23**, reinstated from the restricted list OF Albert Almora Jr., IF Brandon Drury, RHP Joel Kuhnel and RHP Tyler Mahle; returned to Louisville as substitute players OF Albert Almora Jr., OF Aristides Aquino, RHP Graham Ashcraft and IF Taylor Motter; returned to Louisville from the Taxi Squad C Sandy León; returned from a rehabilitation assignment and reinstated from the injured list CF Nick Senzel; selected from Louisville the contracts of OF Albert Almora Jr. and OF Aristides Aquino; optioned to Louisville OF TJ Friedl; placed on the 60-day injured list RHP Connor Overton; transferred to the 60-day injured list IF Donovan Solano.
- 5/24**, transferred from Dayton to Louisville the rehabilitation assignment of OF Jake Fraley.
- 5/27**, reinstated from the bereavement list LHP Ross Detwiler; selected from Louisville the contract of RHP Graham Ashcraft; optioned to Louisville RHP Jared Solomon and IF Colin Moran; transferred to the 60-day injured list LHP Justin Wilson.
- 5/28**, Major League Baseball suspended OF Tommy Pham for 3 games, retroactive to the game on 5/27, and fined Pham an undisclosed amount for inappropriate conduct on 5/27...the Reds sent to Louisville on a rehabilitation assignment IF/OF Max Schrock.
- 5/29**, returned from a rehabilitation assignment OF Jake Fraley; acquired from the Mets cash for IF JT Riddle.

JUNE 2022

- 6/1**, added to the Taxi Squad OF TJ Friedl; placed on the 10-day injured list OF Tyler Naquin; recalled from the Taxi Squad OF TJ Friedl; acquired from the Mariners IF Luis Chevalier to complete the 4/16 trade that sent RHP Riley O'Brien to Sea for a player to be named or cash.
- 6/3**, returned from a rehabilitation assignment and reinstated from the 10-day injured list LHP Mike Minor; optioned to Louisville OF TJ Friedl; acquired from the Yankees cash considerations for minor league 1B/OF Jake Bauers.
- 6/5**, placed on the 15-day injured list, retroactive to 6/4, RHP Vladimir Gutierrez; recalled from Louisville RHP Jared Solomon.
- 6/6**, placed on the injured list IF Mike Moustakas; recalled from Louisville OF TJ Friedl; returned from a rehabilitation assignment, reinstated from the 10-day injured list and optioned to Louisville IF Jose Barrero.
- 6/7**, sent to Louisville on rehabilitation assignments 2B Jonathan India and IF Donovan Solano.
- 6/9**, recalled from Louisville IF Colin Moran; optioned to Louisville RHP Jared Solomon.
- 6/10**, placed on the 10-day injured list C Tyler Stephenson; selected from Louisville the contract of C Chris Okey.
- 6/11**, claimed off waivers from the Giants and optioned to Louisville OF Stuart Fairchild; designated for assignment RHP James Marinar.
- 6/12**, added to the Taxi Squad LHP Reiver Sanmartin.
- 6/13**, returned from a rehabilitation assignment and reinstated from the 10-day injured list 2B Jonathan India; reinstated from the injured list IF Mike Moustakas; recalled from the Taxi Squad LHP Reiver Sanmartin; optioned to Louisville IF Colin Moran and IF Alejo Lopez; placed on the 10-day injured list OF Aristides Aquino; transferred to the 60-day injured list OF Jake Fraley; sent to ACL Reds on a rehabilitation assignment LHP Nick Lodolo.
- 6/15**, added to the Taxi Squad IF/OF Alejo Lopez.
- 6/16**, returned from a rehabilitation assignment IF Max Schrock; returned to Louisville from the Taxi Squad IF/OF Alejo Lopez; RHP James Marinar cleared waivers and was outrighted to Dayton.
- 6/17**, placed on the 15-day injured list, retroactive to 6/14, RHP Tony Santillan; reinstated from the 60-day injured list IF/OF Max Schrock; transferred to the 60-day injured list RHP Lucas Sims.
- 6/18**, transferred from ACL Reds to Louisville the rehabilitation assignment of LHP Nick Lodolo.
- 6/19**, recalled from Louisville RHP Dauri Moreta; optioned to Louisville OF TJ Friedl; placed on the 15-day injured list, retroactive to 6/16, RHP Alexis Díaz; released minor league IF/OF Allen Córdoba.
- 6/21**, returned from a rehabilitation assignment and reinstated from the 60-day injured list IF Donovan Solano; transferred to the 60-day injured list LHP Nick Lodolo.
- 6/24**, placed on the injured list RHP Jeff Hoffman; recalled from Louisville RHP Jared Solomon.
- 6/25**, claimed off waivers from the Giants and optioned to Louisville C Michael Papierski.
- 6/26**, sent to Dayton on a rehabilitation assignment RHP Justin Dunn.
- 6/28**, recalled from Louisville C Michael Papierski; optioned to Louisville C Chris Okey; IF Colin Moran cleared waivers and accepted an outright assignment to Louisville; acquired from the Guardians cash for C Sandy León.
- 6/29**, reinstated from the injured list RHP Jeff Hoffman; optioned to Louisville and added to the Taxi Squad RHP Jared Solomon.
- 6/30**, sent to Louisville on a rehabilitation assignment OF Tyler Naquin; sent to Louisville from the Taxi Squad RHP Jared Solomon.

JULY 2022

- 7/1**, transferred from Dayton to Louisville the rehabilitation assignment of RHP Justin Dunn.
- 7/4**, placed on the 15-day injured list, retroactive to 7/3, RHP Art Warren; recalled from Louisville C Mark Kolozsvary; sent to Louisville on a rehabilitation assignment C Tyler Stephenson.
- 7/5**, returned from a rehabilitation assignment and reinstated from the 10-day injured list OF Tyler Naquin; returned from a rehabilitation assignment and reinstated from the 60-day injured list LHP Nick Lodolo; claimed off waivers from the Dodgers RHP Ian Gibaut; optioned to Louisville C Mark Kolozsvary and IF/OF Max Schrock; transferred to the 60-day injured list RHP Tony Santillan; designated for assignment C Chris Okey.

- 7/6**, added to the roster RHP Ian Gibaut, who on 7/5 was claimed off waivers from the Dodgers; placed on the 15-day injured list, retroactive to 7/3, RHP Tyler Mahle; C Chris Okey cleared waivers and was outrighted to Louisville.
- 7/7**, named RHP Jared Solomon the 27th player for the doubleheader; selected from Louisville the contract of RHP Robert Dugger; recalled from Louisville C Mark Kolozsvary; placed on the 15-day injured list RHP Luis Cessa; placed on the 10-day injured list C Aramis Garcia; transferred to the 60-day injured list RHP Vladimir Gutierrez.
- 7/8**, reinstated from the 15-day injured list RHP Alexis Díaz; designated for assignment RHP Robert Dugger.
- 7/9**, returned from a rehabilitation assignment and reinstated from the 10-day injured list C Tyler Stephenson; selected from Louisville the contract of RHP Buck Farmer; placed on the 15-day injured list, retroactive to 7/8, LHP Ross Detwiler; optioned to Louisville C Mark Kolozsvary.
- 7/10**, RHP Robert Dugger cleared waivers and accepted an outright assignment to Louisville.
- 7/12**, placed on the injured list OF Albert Almora Jr.; recalled from Louisville OF Stuart Fairchild; transferred to the injured list C Aramis Garcia.
- 7/13**, sent to Louisville on rehabilitation assignments OF Aristides Aquino and OF Jake Fraley.
- 7/14**, placed on the injured list IF Mike Moustakas; recalled from Louisville IF/OF Max Schrock.
- 7/16**, placed on the injured list RHP Dauri Moreta; selected from Louisville as a substitute player the contract of RHP Ryan Hendrix.
- 7/17**, optioned to Louisville IF/OF Max Schrock.
- 7/18**, reinstated from the injured list IF Mike Moustakas.
- 7/19**, reinstated from the injured list RHP Dauri Moreta; returned to Louisville as a substitute player RHP Ryan Hendrix.
- 7/23**, placed on the 10-day injured list C Tyler Stephenson; recalled from Louisville C Mark Kolozsvary.
- 7/24**, reinstated from the 15-day injured list RHP Tyler Mahle; placed on the 15-day injured list RHP Jeff Hoffman; returned from a rehabilitation assignment, reinstated from the 60-day injured list and optioned to Louisville RHP Justin Dunn.
- 7/27**, sent to Louisville on a rehabilitation assignment OF Albert Almora Jr..
- 7/28**, acquired from the Mets minor league RHP Jose Acuña and CF Hector Rodríguez for OF Tyler Naquin and LHP Phillip Diehl.
- 7/29**, returned from a rehabilitation assignment and reinstated from the 60-day injured list OF Jake Fraley; reinstated from the 15-day injured list LHP Ross Detwiler; placed on the bereavement list RHP Hunter Strickland; acquired from the Mariners IF Noelvi Marte, IF Edwin Arroyo, RHP Levi Stoudt and RHP Andrew Moore for RHP Luis Castillo.
- 7/30**, selected from Louisville the contract of RHP Ryan Hendrix.

AUGUST 2022

- 8/1**, returned from a rehabilitation assignment and reinstated from injured list OF Albert Almora Jr.; reinstated from the bereavement list RHP Hunter Strickland; optioned to Louisville OF Stuart Fairchild and RHP Ryan Hendrix; and added to the Taxi Squad Fairchild, Hendrix, RHP Robert Dugger and C Chuckie Robinson; transferred to the 60-day injured list C Tyler Stephenson; acquired from the Red Sox a player to be named or cash for OF Tommy Pham (minor league IF Nick Northcut, 9/14).
- 8/2**, returned from a rehabilitation assignment and reinstated from the 10-day injured list OF Aristides Aquino; reinstated from the 15-day injured list RHP Luis Cessa; acquired from the Twins IF Spencer Steer, IF Christian Encarnacion-Strand and LHP Steven Hajar for RHP Tyler Mahle; acquired from the Padres IF Victor Acosta for IF Brandon Drury; acquired from the Cardinals C Austin Romine for cash.
- 8/3**, recalled from Louisville SS Jose Barrero; post-game, optioned to Louisville C Mark Kolozsvary and RHP Dauri Moreta.
- 8/4**, returned to Louisville from the Taxi Squad OF Stuart Fairchild and RHP Ryan Hendrix; added to the roster C Austin Romine.
- 8/5**, selected from Louisville off the Taxi Squad the contract of RHP Robert Dugger; placed on the 15-day disabled list, retroactive to 8/2, RHP Hunter Greene; recalled from Louisville RHP Ryan Hendrix.
- 8/6**, sent to Louisville on a rehabilitation assignment RHP Art Warren.
- 8/8**, recalled from Louisville RHP Justin Dunn; placed on the 15-day injured list, retroactive to 8/6, RHP Robert Dugger; added to the Taxi Squad RHP T.J. Zeuch.
- 8/9**, placed on the 10-day injured list IF Mike Moustakas; recalled from Louisville IF/OF Alejo Lopez; transferred from Louisville to Dayton the rehabilitation assignment of RHP Art Warren.
- 8/10**, selected from Louisville the contract of RHP T.J. Zeuch; optioned to Louisville RHP Ryan Hendrix.
- 8/11**, added to the roster as the 27th player for the Field of Dreams Game C Chuckie Robinson; post-game, optioned Robinson to Louisville.
- 8/16**, placed on the paternity list IF Donovan Solano; recalled from Louisville IF TJ Friedl.
- 8/17**, placed on the bereavement list RHP Buck Farmer; returned from a rehabilitation assignment and reinstated from the 15-day injured list RHP Art Warren.
- 8/19**, placed on the 60-day injured list, retroactive to 8/17, 1B Joey Votto; reinstated from the 10-day injured list IF Mike Moustakas; transferred from the paternity list to the restricted list IF Donovan Solano.

- 8/20**, reinstated from the restricted list IF Donovan Solano; reinstated from the bereavement list RHP Buck Farmer; placed on the 10-day injured list OF Albert Almora Jr.; optioned to Louisville RHP T.J. Zeuch.
- 8/23**, recalled from Louisville RHP T.J. Zeuch, OF Stuart Fairchild and C Chuckie Robinson; placed on the 15-day injured list, retroactive to 8/20, RHP Graham Ashcraft; placed on the 10-day injured list, retroactive to 8/22, IF Matt Reynolds; optioned to Louisville C Michael Papierski.
- 8/25**, recalled from Louisville RHP Dauri Moreta; placed on the 15-day injured list RHP T.J. Zeuch.
- 8/27**, placed on the 10-day injured list, retroactive to 8/24, IF Mike Moustakas; selected from Louisville the contract of IF Colin Moran; signed to a minor league contract, assigned to Taxi Squad RHP Chase Anderson.
- 8/29**, selected from Louisville the contract of RHP Chase Anderson; optioned to Louisville RHP Dauri Moreta; designated for assignment IF/OF Max Schrock.
- 8/30**, selected from Louisville the contract of RHP Derek Law; designated for assignment LHP Ross Detwiler; released IF/OF Max Schrock.
- 8/31**, LHP Ross Detwiler cleared waivers, refused an outright assignment to Louisville and elected free agency; sent to Louisville on a rehabilitation assignment OF Albert Almora Jr..

SEPTEMBER 2022

- 9/1**, selected from Louisville the contracts of RHP Fernando Cruz and IF Spencer Steer; transferred to the 60-day IL RHP Jeff Hoffman and IF Mike Moustakas; sent to Louisville on rehab RHP Hunter Greene.
- 9/4**, recalled from Louisville as the 29th player for Game 2 of the doubleheader vs Col RHP Dauri Moreta; sent to Louisville on rehab IF Mark Reynolds.
- 9/6**, returned from a rehabilitation assignment and reinstated from the 10-day injured list OF Albert Almora Jr.; designated for assignment IF Colin Moran.
- 9/8**, released IF Colin Moran; sent to Louisville on a rehabilitation assignment RHP Daniel Duarte.
- 9/9**, returned from a rehabilitation assignment and reinstated from the 10-day injured list IF Matt Reynolds; designated for assignment OF Albert Almora Jr.; claimed off waivers from the Cubs RHP Luke Farrell.
- 9/10**, added to the roster RHP Luke Farrell; optioned to Louisville RHP Art Warren.
- 9/11**, sent to Louisville on a rehabilitation assignment RHP Robert Dugger.
- 9/12**, placed on the injured list RHP Justin Dunn; selected from Louisville the contract of RHP Raynel Espinal; released OF Albert Almora Jr..
- 9/13**, selected from Louisville as the 29th player for the doubleheader the contract of RHP Kyle Dowdy; sent to Louisville on a rehabilitation assignment RHP Connor Overton.
- 9/14**, reinstated from the injured list RHP Justin Dunn; optioned to Louisville RHP Raynel Espinal; released RHP T.J. Zeuch; sent to Louisville on a rehabilitation assignment RHP Graham Ashcraft; acquired from the Red Sox minor league IF Nick Northcut to complete the 8/1 trade that sent OF Tommy Pham to Bos for a player to be named or cash.
- 9/15**, recalled from Louisville RHP Raynel Espinal and RHP Dauri Moreta; placed on the 15-day injured list RHP Justin Dunn; designated for assignment RHP Luke Farrell.
- 9/16**, added from Louisville to the Taxi Squad RHP Kyle Dowdy.
- 9/17**, returned from a rehabilitation assignment and reinstated from the 15-day injured list RHP Hunter Greene; optioned to Louisville RHP Raynel Espinal; recalled from the Taxi Squad as the 29th player for the doubleheader RHP Kyle Dowdy; RHP Luke Farrell cleared waivers and was outrighted to Louisville.
- 9/19**, transferred from Chattanooga to Louisville the rehabilitation assignment of RHP Graham Ashcraft.
- 9/21**, placed on the 10-day injured list CF Nick Senzel; selected from Louisville the contract of OF Michael Siani.
- 9/23**, placed on the 15-day injured list, retroactive to 9/20, LHP Mike Minor; returned from a rehabilitation assignment and reinstated from the 60-day injured list RHP Connor Overton; transferred to the 60-day injured list CF Nick Senzel; sent to Louisville on a rehabilitation assignment C Aramis Garcia.
- 9/24**, returned from a rehabilitation assignment and reinstated from the 15-day injured list RHP Graham Ashcraft; optioned to Louisville RHP Dauri Moreta.
- 9/25**, returned from a rehabilitation assignment, reinstated from the 60-day injured list and optioned to Louisville RHP Daniel Duarte; recalled from Louisville and placed on the 60-day injured list RHP Art Warren.
- 9/27**, sent to Louisville on a rehabilitation assignment RHP Justin Dunn.

OCTOBER 2022

- 10/4**, placed on the 10-day injured list OF TJ Friedl; reinstated from the 60-day injured list C Aramis Garcia; reinstated from the 15-day injured list and designated for assignment RHP Robert Dugger.
- 10/6**, announced first base/infield/base running coach Delino DeShields, advance scouting coach Cristian Pérez, bullpen coach Lee Tunnell, assistant coach Rolando Valles and hitting coach Alan Zinter will not return to the Major League staff in 2023; reinstated from the 10-day injured list OF TJ Friedl; reinstated from the 15-day injured list RHP Justin Dunn and LHP Mike Minor; recalled from Louisville RHP Kyle Dowdy, RHP Daniel Duarte, RHP Raynel Espinal, RHP Ryan Hendrix, RHP Dauri Mauri, RHP Jared Solomon, C Mark Kolozsvary and C Michael Papierski; recalled from Chattanooga OF Allan Cerda; RHP Robert Dugger cleared waivers, refused an outright assignment to Louisville and elected free agency.
- 10/14**, RHP Raynel Espinal, RHP Ryan Hendrix and C Chuckie Robinson cleared waivers and were outrighted to Louisville; C Michael Papierski was claimed off waivers by the Tigers; C Aramis Garcia and C Mark Kolozsvary were claimed off waivers by the Orioles.
- 10/20**, RHP Ryan Hendrix refused an outright assignment and elected free agency.

NOVEMBER 2022

- 11/6**, RHP Chase Anderson, C Austin Romine, IF Donovan Solano, RHP Hunter Strickland and LHP Just Wilson became free agents.
- 11/8**, declined the 2023 mutual option on the contract of LHP Mike Minor, who became a free agent; reinstated from the 60-day injured list RHP Tejay Antone, RHP Vladimir Gutierrez, RHP Jeff Hoffman, IF Mike Moustakas, RHP Tony Santillan, IF/OF Nick Senzel, RHP Lucas Sims, C Tyler Stephenson, 1B Joey Votto and RHP Art Warren.
- 11/10**, acquired from the Rangers IF/OF Nick Solak for cash considerations; reinstated Solak from the 60-day injured list; did not tender the \$19.65 million qualifying contract offer for the 2023 season to free agents RHP Chase Anderson, C Austin Romine, IF Donovan Solano, RHP Hunter Strickland or LHP Just Wilson.
- 11/15**, selected from Louisville the contracts of RHP Ricky Karcher, RHP Levi Stoudt and RHP Brandon Williamson; selected from Chattanooga the contract of IF Elly De La Cruz; selected from Dayton the contracts of IF Noelvi Marte and RHP Lyon Richardson; designated for assignment OF Aristides Aquino, RHP Kyle Dowdy, RHP Jeff Hoffman, RHP Derek Law, RHP Jared Solomon and RHP Art Warren.
- 11/18**, acquired from the Twins RHP Casey Legumina for IF Kyle Farmer; acquired from the Pirates IF Kevin Newman for RHP Dauri Moreta; did not tender 2023 contracts to OF Aristides Aquino, OF Allan Cerda, RHP Kyle Dowdy, RHP Daniel Duarte, RHP Jeff Hoffman, RHP Derek Law, RHP Jared Solomon or RHP Art Warren; RHP Buck Farmer agreed to terms on a 1-year contract through the 2023 season, avoiding arbitration; signed to minor league contracts and invited to 2023 Major League spring training camp RHP Kevin Herget and RHP Ben Lively.
- 11/21**, signed to minor league contracts and invited to Major League spring training camp OF Allan Cerda and RHP Daniel Duarte.
- 11/28**, signed to a 1-year contract through the 2023 season C Luke Maile.
- 11/29**, named Terry Bradshaw assistant hitting coach, Tim LaMonte assistant hitting/integrated performance coach, Collin Cowgill 1B coach, Matt Tracy bullpen coach and Joe Singley bullpen catcher; promoted from assistant hitting coach to hitting coach Joel McKeithan; promoted from assistant coach to coach/coordinator of advance scouting Kyle Arnsberg; promoted from minor league video and technology specialist to Major League video and technology coordinator Edgar Ferreira.

DECEMBER 2022

- 12/1**, named Alon Leichman assistant pitching coach.
- 12/5**, signed to minor league contracts and invited to Major League spring training camp C Chuckie Robinson and RHP Jared Solomon.
- 12/6**, signed to a minor league contract and invited to Major League spring training camp C Jhonny Pereda.
- 12/7**, selected from the Pirates in the first round (4th overall) of the Major League phase of the Rule 5 Draft OF/C Blake Sabol; traded Sabol to the Giants for a player to be named and cash; selected from the Phillies in the first round of the Class AAA phase of the Rule 5 Draft RHP Kyle Glogoski; selected from the Giants in the second round of the Class AAA phase of the Rule 5 Draft RHP Brooks Crawford.
- 12/8**, signed to a minor league contract and invited to Major League spring training camp RHP Silvino Bracho.
- 12/13**, acquired from the Giants minor league RHP Jake Wong to complete the 12/7/22 trade in which the Reds sent to San Francisco Rule 5 Draft pick OF/C Blake Sabol for a player to be named and cash.
- 12/22**, signed to 1-year contracts through the 2023 season, with mutual options for 2024, C Curt Casali and 1B/OF Wil Myers; designated for assignment IF Mike Moustakas.
- 12/27**, signed to minor league contracts and invited to Major League spring training camp RHP Alan Busenitz and C Austin Romine.

JANUARY 2023

- 1/5**, released IF Mike Moustakas; signed to a minor league contract and invited to Major League spring training camp RHP Tayron Guerrero.
- 1/12**, signed to a minor league contract and invited to Major League spring training camp OF Henry Ramos.
- 1/13**, signed to a 1-year contract through the 2023 season free agent RHP Luke Weaver; designated for assignment IF Matt Reynolds; agreed to terms on 1-year contracts, avoiding arbitration, with RHP Tejay Antone, RHP Luis Cessa, RHP Justin Dunn, IF Kevin Newman, OF Nick Senzel and RHP Lucas Sims.
- 1/17**, invited to Major League spring training camp LHP Andrew Abbott, RHP Connor Phillips, 3B Christian Encarnacion-Strand, 1B Alex McGarry and SS Matt McLain; signed to minor league contracts and invited to Major League spring training camp IF Richie Martin and LHP Alex Young.
- 1/19**, IF Matt Reynolds cleared waivers and was outrighted to Louisville.
- 1/20**, IF Matt Reynolds accepted an outright assignment to Louisville and was invited to Major League spring training camp.
- 1/23**, signed to a minor league contract and invited to Major League spring training camp RHP Derek Law.

FEBRUARY 2023

- 2/1**, signed to minor league contracts and invited to Major League spring training camp IF/OF Chad Pinder and IF/OF Jason Vosler.
- 2/8**, acquired from the Guardians OF Will Benson for minor league OF Justin Boyd and a player to be named or cash considerations.

NATIONAL LEAGUE STATISTICS

2022 National League Hitting

TEAM	AVG	G	AB	R	H	TB	2B	3B	HR	RBI	BB	IBB	SO	SB	CS	OBP	SLG	OPS	SAC	SF	HBP	GDP	LOB
New York Mets	.259	162	5489	772	1422	2261	272	27	171	735	510	25	1217	62	22	.332	.412	.744	20	44	112	122	1158
Los Angeles Dodgers	.257	162	5526	847	1418	2441	325	31	212	812	607	22	1374	98	18	.333	.442	.775	3	53	56	85	1159
Colorado Rockies	.254	162	5540	698	1408	2203	280	34	149	669	453	10	1330	45	20	.315	.398	.713	10	40	61	139	1113
Philadelphia Phillies	.253	162	5496	747	1392	2320	255	29	205	719	478	15	1363	105	28	.317	.422	.739	6	44	52	116	1075
Atlanta Braves	.253	162	5509	789	1394	2443	298	11	243	753	470	13	1498	87	31	.317	.443	.760	1	36	66	103	1030
St. Louis Cardinals	.252	162	5496	772	1386	2309	290	21	197	739	537	11	1226	95	25	.325	.420	.745	5	45	80	112	1132
Washington Nationals	.249	162	5434	603	1351	2051	252	20	136	579	442	12	1221	75	31	.311	.377	.687	20	37	60	140	1099
San Diego Padres	.241	162	5468	705	1317	2087	275	18	153	682	574	24	1327	49	22	.318	.382	.700	17	46	65	95	1174
Chicago Cubs	.238	162	5425	657	1293	2097	265	31	159	620	507	16	1448	111	37	.311	.387	.698	19	36	84	130	1100
Cincinnati Reds	.235	162	5380	648	1264	2003	235	18	156	618	452	6	1430	58	33	.304	.372	.676	12	33	92	127	1020
Milwaukee Brewers	.235	162	5417	725	1271	2213	251	17	219	703	577	25	1464	96	30	.315	.409	.724	11	37	80	117	1102
San Francisco Giants	.234	162	5392	716	1261	2101	255	18	183	683	571	14	1462	64	16	.315	.390	.705	6	53	95	109	1115
Arizona Diamondbacks	.230	162	5351	702	1232	2061	262	24	173	658	531	14	1341	104	29	.304	.385	.689	31	50	60	97	1039
Miami Marlins	.230	162	5395	586	1241	1961	248	20	144	554	436	6	1429	122	29	.294	.363	.657	4	36	70	120	1045
Pittsburgh Pirates	.222	162	5331	591	1186	1939	221	29	158	555	476	14	1497	89	32	.291	.364	.655	19	32	54	96	1016

2022 National League Pitching

TEAM	W	L	ERA	G	GS	CG	SHO	GF	HLD	SV	SVO	IP	H	R	ER	HR	HB	BB	IBB	SO	WP	BK	WHIP	AVG	GO/AO	GDP
Los Angeles Dodgers	111	51	2.80	162	162	1	15	161	93	43	61	1451.1	1114	513	451	152	75	407	13	1465	38	3	1.05	.209	0.89	101
Atlanta Braves	101	61	3.46	162	162	1	9	161	114	55	83	1448.0	1224	609	556	148	62	500	21	1554	55	4	1.19	.226	1.00	99
New York Mets	101	61	3.57	162	162	0	19	162	76	41	56	1438.2	1274	606	570	169	71	428	13	1565	35	2	1.18	.236	0.94	116
St. Louis Cardinals	93	69	3.79	162	162	3	17	159	70	37	54	1435.2	1335	637	605	146	60	489	11	1177	43	3	1.27	.247	1.20	157
San Diego Padres	89	73	3.81	162	162	0	15	162	71	48	70	1443.1	1263	660	611	173	88	468	6	1451	54	5	1.20	.232	0.87	105
Milwaukee Brewers	86	76	3.83	162	162	0	11	162	106	52	83	1446.0	1238	688	615	190	67	521	12	1530	47	4	1.22	.229	1.01	101
San Francisco Giants	81	81	3.85	162	162	1	8	161	75	39	61	1433.0	1397	697	613	132	52	441	16	1370	53	2	1.28	.253	1.18	112
Miami Marlins	69	93	3.87	162	162	6	10	156	75	41	72	1437.1	1311	676	618	173	76	511	19	1437	54	3	1.27	.242	1.11	124
Philadelphia Phillies	87	75	3.97	162	162	3	15	159	88	42	60	1428.1	1330	685	630	150	68	463	16	1423	47	3	1.26	.245	1.02	106
Chicago Cubs	74	88	4.00	162	162	0	11	162	58	44	75	1443.2	1342	731	642	207	73	540	19	1383	53	8	1.30	.244	0.99	119
Arizona Diamondbacks	74	88	4.25	162	162	0	10	162	79	33	60	1430.0	1345	740	676	191	59	504	18	1216	51	3	1.29	.247	0.83	107
Pittsburgh Pirates	62	100	4.66	162	162	0	6	162	70	33	62	1421.0	1432	817	735	164	87	586	23	1250	62	5	1.42	.259	1.07	128
Cincinnati Reds	62	100	4.86	162	162	1	6	161	60	31	53	1423.1	1366	815	768	213	110	612	21	1414	58	5	1.39	.251	0.82	98
Washington Nationals	55	101	5.00	162	162	2	4	160	59	28	45	1411.2	1469	855	785	244	75	558	12	1220	59	2	1.44	.266	0.89	106
Colorado Rockies	68	94	5.06	162	162	1	6	161	65	43	64	1425.1	1516	873	802	184	59	539	12	1187	65	3	1.44	.272	1.08	134

2022 National League Fielding

Team	PCT	G	GS	TC	PO	A	E	DP	TP	PB	CWP	SB	CS
St. Louis Cardinals	.989	162	162	6074	4307	1701	66	181	0	5	43	49	20
New York Mets	.988	162	162	5742	4316	1359	67	128	0	5	35	86	28
Miami Marlins	.988	162	162	5841	4312	1460	69	143	0	2	54	92	27
Philadelphia Phillies	.988	162	162	5770	4285	1416	69	129	0	5	47	56	37
San Diego Padres	.987	162	162	5768	4330	1362	76	116	0	13	54	89	13
Atlanta Braves	.987	162	162	5803	4344	1382	77	110	0	7	55	82	22
Los Angeles Dodgers	.986	162	162	5788	4354	1351	83	120	0	6	38	68	19
Cincinnati Reds	.986	162	162	5647	4270	1296	81	115	0	9	58	122	31
Arizona Diamondbacks	.985	162	162	5746	4290	1370	86	134	0	13	51	84	32
Milwaukee Brewers	.984	162	162	5848	4338	1419	91	122	0	12	47	79	28
Chicago Cubs	.984	162	162	5880	4331	1453	96	139	0	12	53	77	32
Colorado Rockies	.983	162	162	5968	4276	1592	100	154	0	5	65	101	28
San Francisco Giants	.983	162	162	5945	4299	1546	100	130	0	7	53	86	22
Washington Nationals	.982	162	162	5749	4235	1410	104	125	1	7	59	97	28
Pittsburgh Pirates	.979	162	162	5891	4263	1507	121	152	0	7	62	92	32

2022 National League Club Rank Batting

TEAM	AVG	G	AB	R	H	TB	2B	3B	HR	RBI	BB	IBB	SO	SB	CS	OBP	SLG	OPS	SAC	SF	HBP	GIDP	LOB
Pittsburgh Pirates	15	1	15	14	15	15	15	4	10	14	10	7	14	8	13	15	14	15	4	15	14	13	15
Miami Marlins	13	1	11	15	13	14	13	9	14	15	15	14	9	1	8	14	15	14	13	11	7	6	11
Arizona Diamondbacks	13	1	14	9	14	11	8	7	7	10	6	7	6	4	8	12	10	11	1	3	11	12	12
San Francisco Giants	12	1	12	7	12	8	9	11	6	7	4	7	12	11	1	7	8	8	10	1	2	10	5
Milwaukee Brewers	10	1	10	6	10	6	12	14	2	6	2	1	13	6	10	7	6	6	8	9	5	7	7
Cincinnati Reds	10	1	13	12	11	13	14	11	11	12	13	14	10	13	14	12	13	13	7	14	3	4	14
Chicago Cubs	9	1	9	11	9	9	7	2	9	11	8	5	11	2	15	10	9	10	4	11	4	3	8
San Diego Padres	8	1	7	8	8	10	5	11	12	8	3	3	4	14	4	4	11	9	6	4	9	14	1
Washington Nationals	7	1	8	13	7	12	11	9	15	13	14	11	2	10	11	11	12	12	2	9	11	1	9
St. Louis Cardinals	6	1	4	3	6	4	3	8	5	3	5	12	3	7	6	3	4	3	12	5	5	9	4
Atlanta Braves	4	1	3	2	4	1	2	15	1	2	11	10	15	9	11	5	1	2	15	11	8	11	13
Philadelphia Phillies	4	1	4	5	5	3	9	4	4	5	9	6	7	3	7	5	3	5	10	6	15	8	10
Colorado Rockies	3	1	1	10	3	7	4	1	13	9	12	13	5	15	3	7	7	7	9	8	10	2	6
Los Angeles Dodgers	2	1	2	1	2	2	1	2	3	1	1	4	8	5	2	1	2	1	14	1	13	15	2
New York Mets	1	1	6	3	1	5	6	6	8	4	7	1	1	12	4	2	5	4	2	6	1	5	3

2022 National League Club Rank Pitching

TEAM	W	L	ERA	G	GS	CG	SHO	GF	HLD	SV	SVO	IP	H	R	ER	HR	HB	BB	IBB	SO	WP	BK	WHIP	AVG	GO/AO	GDP	TBF	AB
Los Angeles Dodgers	1	15	1	1	1	5	3	7	3	5	8	1	1	1	1	5	10	1	6	4	14	4	1	1	11	12	15	15
Atlanta Braves	2	13	2	1	1	5	10	7	1	1	1	2	2	3	2	3	5	7	13	2	5	10	3	2	8	14	11	11
New York Mets	2	13	3	1	1	10	1	1	6	8	12	6	5	2	3	7	8	2	6	1	15	1	2	5	10	6	14	13
S. Louis Cardinals	4	12	4	1	1	2	2	13	10	11	13	8	8	4	4	2	4	6	2	15	13	4	7	9	1	1	12	12
San Diego Padres	5	11	5	1	1	10	3	1	9	3	5	5	4	5	5	8	14	5	1	5	6	12	4	4	13	11	10	8
Milwaukee Brewers	7	9	6	1	1	10	6	1	2	2	1	3	3	8	7	11	6	10	3	3	11	10	5	3	7	12	8	14
San Francisco Giants	8	8	7	1	1	5	11	7	7	10	8	9	12	9	6	1	1	3	8	10	8	1	9	12	2	7	6	4
Miami Marlins	11	5	8	1	1	1	8	15	7	8	4	7	6	6	8	8	12	9	11	6	6	4	7	6	3	4	9	10
Philadelphia Phillies	6	10	9	1	1	2	3	13	4	7	10	11	7	7	9	4	7	4	8	7	11	4	6	8	6	9	13	9
Chicago Cubs	9	6	10	1	1	10	6	1	15	4	3	4	9	10	10	13	9	12	11	9	8	15	11	7	9	5	5	5
Arizona Diamondbacks	9	6	11	1	1	10	8	1	5	12	10	10	10	11	11	12	2	8	10	13	10	4	10	9	14	8	7	6
Pittsburgh Pirates	13	2	12	1	1	10	12	1	10	12	7	14	13	13	12	6	13	14	15	11	2	12	13	13	5	3	1	2
Cincinnati Reds	13	2	13	1	1	5	12	7	13	14	14	13	11	12	13	14	15	15	13	8	4	12	12	11	15	15	3	7
Washington Nationals	15	1	14	1	1	4	15	12	14	15	15	15	14	14	14	15	10	13	3	12	3	1	14	14	11	9	3	3
Colorado Rockies	12	4	15	1	1	5	12	7	12	5	6	12	15	15	15	10	2	11	3	14	1	4	14	15	4	2	2	1

2022 National League Starting Pitching

TEAM	W	L	ERA	G	GSC	SHO	GF	HLD	SV	SVO	IP	H	R	ER	HR	HB	BB	IBB	SO	WP	BK	WHIP	AVG	GO/	AO	GDP
Los Angeles Dodgers	73	27	2.75	162	162	1	0	0	0	0	870.1	680	305	266	99	38	229	1	836	17	2	1.04	.211	0.86	62	
New York Mets	70	42	3.61	162	162	0	0	0	0	0	878.0	787	367	352	101	47	232	3	919	14	1	1.16	.238	0.98	75	
San Francisco Giants	47	47	3.68	162	162	1	0	0	0	0	783.0	744	363	320	67	31	200	1	788	25	1	1.21	.248	1.25	61	
Miami Marlins	44	61	3.70	162	162	6	1	0	0	0	881.2	763	391	362	107	48	273	3	855	25	0	1.18	.232	1.16	77	
Atlanta Braves	70	40	3.72	162	162	1	0	0	0	0	890.1	783	383	368	95	38	304	5	924	32	0	1.22	.234	1.21	74	
Milwaukee Brewers	50	44	3.75	162	162	0	0	0	0	0	849.2	727	393	354	107	33	200	1	889	26	3	1.21	.229	0.98	60	
San Diego Padres	55	49	3.80	162	162	0	0	0	0	0	901.0	786	400	380	120	47	287	2	918	26	2	1.19	.231	0.80	58	
Philadelphia Phillies	59	47	3.80	162	162	3	1	0	0	0	896.2	838	406	379	101	39	215	3	847	14	3	1.17	.245	1.11	66	
St. Louis Cardinals	52	53	3.92	162	162	3	1	0	0	0	864.1	837	393	376	87	39	274	1	670	21	2	1.29	.255	1.21	105	
Chicago Cubs	37	52	3.95	162	162	0	0	0	0	0	786.2	755	393	354	109	32	264	1	667	19	4	1.30	.249	1.00	58	
Arizona Diamondbacks	44	47	4.05	162	162	0	0	0	0	0	872.0	790	419	392	120	33	281	5	738	18	1	1.23	.240	0.91	65	
Pittsburgh Pirates	21	62	4.61	162	162	0	0	0	0	0	767.1	792	431	393	94	40	290	5	655	27	3	1.41	.262	1.09	75	
Cincinnati Reds	33	73	4.97	162	162	1	0	0	0	0	809.2	789	467	447	131	68	316	6	781	29	3	1.36	.254	0.83	55	
Colorado Rockies	39	66	5.22	162	162	1	1	0	0	0	859.2	974	535	499	122	36	294	2	655	25	2	1.47	.286	1.09	93	
Washington Nationals	30	86	5.97	162	162	2	0	0	0	0	773.2	886	542	513	161	39	323	6	635	29	0	1.56	.285	0.89	61	

2022 National League Relief Pitching

TEAM	W	L	ERA	G	GSC	SHO	GF	HLD	SV	SVO	IP	H	R	ER	HR	HB	BB	IBB	SO	WP	BK	WHIP	AVG	GO/	AO	GDP
Los Angeles Dodgers	38	24	2.87	161	0	0	0	161	93	43	61	581.0	434	208	185	53	37	178	12	629	21	1	1.05	.205	0.95	39
Atlanta Braves	31	21	3.03	161	0	0	0	161	114	55	83	557.2	441	226	188	53	24	196	16	630	23	4	1.14	.214	0.74	25
New York Mets	31	19	3.55	162	0	0	0	162	76	41	56	560.2	487	239	221	68	24	196	10	646	21	1	1.22	.232	0.89	41
St. Louis Cardinals	41	16	3.61	159	0	0	0	159	70	37	54	571.1	498	244	229	59	21	215	10	507	22	1	1.25	.234	1.19	52
San Diego Padres	34	24	3.83	162	0	0	0	162	71	48	70	542.1	477	260	231	53	41	181	4	533	28	3	1.21	.234	1.00	47
Washington Nationals	25	21	3.84	160	0	0	0	160	59	28	45	638.0	583	313	272	83	36	235	6	585	30	2	1.28	.241	0.89	45
Milwaukee Brewers	36	32	3.94	162	0	0	0	162	106	52	83	596.1	511	293	261	83	34	221	11	641	21	1	1.23	.230	1.05	41
San Francisco Giants	34	34	4.08	161	0	0	0	161	75	39	61	650.0	653	334	295	65	21	241	15	582	28	1	1.38	.259	1.10	51
Chicago Cubs	37	36	4.12	162	0	0	0	162	58	44	75	657.0	587	338	301	98	41	276	18	716	34	4	1.31	.237	0.98	61
Miami Marlins	25	32	4.15	156	0	0	0	156	75	41	72	555.2	548	285	256	66	28	238	16	582	29	3	1.41	.257	1.04	47
Philadelphia Phillies	28	28	4.27	159	0	0	0	159	88	42	60	531.2	492	279	252	49	29	248	13	576	33	0	1.39	.245	0.88	40
Arizona Diamondbacks	30	41	4.58	162	0	0	0	162	79	33	60	558.0	555	321	284	71	26	223	13	478	33	2	1.39	.258	0.73	42
Cincinnati Reds	29	27	4.72	161	0	0	0	161	60	31	53	613.2	577	348	322	82	42	296	15	633	29	2	1.42	.248	0.82	43
Pittsburgh Pirates	41	38	4.72	162	0	0	0	162	70	33	62	653.2	640	386	343	70	47	296	18	595	35	2	1.43	.254	1.05	53
Colorado Rockies	29	28	4.85	161	0	0	0	161	65	43	64	565.2	542	338	305	62	23	245	10	532	40	1	1.39	.250	1.05	41

2022 National League Pinch Hitting

Team	AVG	G	AB	H	TB	2B	3B	HR	RBI	BB	IBB	SO	OBP	SLG	OPS	SAC	SF	HBP	GDP	LOB
Washington Nationals	.306	50	62	19	29	4	0	2	10	5	0	14	.358	.468	.826	0	0	0	2	52
Philadelphia Phillies	.289	65	76	22	36	5	0	3	11	10	0	19	.379	.474	.853	1	0	1	2	37
Milwaukee Brewers	.284	84	102	29	51	7	0	5	20	15	0	36	.407	.500	.907	1	0	6	7	56
Colorado Rockies	.276	34	29	8	13	2	0	1	10	6	1	10	.389	.448	.837	0	1	0	0	24
San Francisco Giants	.241	126	203	49	74	10	0	5	29	40	0	62	.379	.365	.744	0	5	8	3	98
Atlanta Braves	.225	42	40	9	13	4	0	0	2	7	2	14	.340	.325	.665	0	0	0	1	23
Miami Marlins	.221	70	77	17	21	1	0	1	10	9	1	30	.326	.273	.599	0	3	0	0	58
Los Angeles Dodgers	.219	66	73	16	30	5	0	3	12	10	2	31	.313	.411	.724	0	0	0	2	57
Arizona Diamondbacks	.189	93	127	24	42	2	2	4	21	17	0	45	.299	.331	.630	0	0	3	5	76
San Diego Padres	.188	83	96	18	24	3	0	1	9	9	1	31	.257	.250	.507	3	0	0	3	59
Cincinnati Reds	.172	78	93	16	22	3	0	1	11	15	1	29	.313	.237	.550	0	2	5	1	62
St. Louis Cardinals	.167	89	102	17	35	1	1	5	24	18	2	35	.302	.343	.645	0	3	3	2	57
Pittsburgh Pirates	.161	87	118	19	34	6	0	3	8	7	0	43	.219	.288	.507	1	1	2	2	67
Chicago Cubs	.150	91	107	16	32	4	0	4	18	22	2	46	.295	.299	.594	1	0	0	2	81
New York Mets	.145	73	83	12	18	3	0	1	10	14	0	28	.268	.217	.485	1	0	0	3	66

2022 National League Batting Leaders

HR			SF			R			SB						
#	Player	Team	HR	#	Player	Team	SF	#	Player	Team	R	#	Player	Team	SB
1	Schwarber, K	PHI	46	1	Bohm, A	PHI	10	1	Betts, M	LAD	117	1	Berti, J	MIA	41
2	Alonso, P	NYM	40	2	Alonso, P	NYM	9	1	Freeman, F	LAD	117	2	Edman, T	STL	32
3	Riley, A	ATL	38	2	Nola, A	SD	9	3	Goldschmidt, P	STL	106	3	Acuña Jr., R	ATL	29
4	Walker, C	AZ	36	4	Cronenworth, J	SD	8	4	Nimmo, B	NYM	102	4	Turner, T	LAD	27
5	Betts, M	LAD	35	4	Turner, J	LAD	8	5	Turner, T	LAD	101	5	McCarthy, J	AZ	23
5	Goldschmidt, P	STL	35	6	7 tied		7	6	Machado, M	SD	100	5	Rojas, J	AZ	23
5	Tellez, R	MIL	35					6	Schwarber, K	PHI	100	7	Estrada, T	SF	21
8	Olson, M	ATL	34					8	Swanson, D	ATL	99	7	Realmuto, J	PHI	21
9	Machado, M	SD	32					8	Yelich, C	MIL	99	9	3 tied		20
10	Adames, W	MIL	31					10	Lindor, F	NYM	98				
AVG			OBP			CS			GIDP						
#	Player	Team	AVG	#	Player	Team	OBP	#	Player	Team	CS	#	Player	Team	GIDP
1	McNeil, J	NYM	.326	1	Freeman, F	LAD	.407	1	Acuña Jr., R	ATL	11	1	Rodgers, B	COL	25
2	Freeman, F	LAD	.325	2	Goldschmidt, P	STL	.404	2	Marte, S	NYM	9	2	Bell, J	2 Teams	22
3	Goldschmidt, P	STL	.317	3	Soto, J	2 Teams	.401	3	Morel, C	CHC	7	3	Farmer, K	CIN	20
4	Machado, M	SD	.298	4	McNeil, J	NYM	.382	3	Ortega, R	CHC	7	3	Tellez, R	MIL	20
5	Turner, T	LAD	.298	5	Nimmo, B	NYM	.367	3	Swanson, D	ATL	7	5	Bohm, A	PHI	18
6	Arenado, N	STL	.293	6	Canha, M	NYM	.367	6	7 tied		6	5	Franco, M	WSH	18
7	Marte, S	NYM	.292	7	Machado, M	SD	.366					5	Marte, S	NYM	18
8	Hoerner, N	CHC	.281	8	Bell, J	2 Teams	.362					5	Alonso, P	NYM	17
9	Bohm, A	PHI	.280	9	Arenado, N	STL	.358					9	3 tied		16
10	Turner, J	LAD	.278	10	Yelich, C	MIL	.355								
TB			HBP			BB			SLG						
#	Player	Team	TB	#	Player	Team	HBP	#	Player	Team	BB	#	Player	Team	SLG
1	Riley, A	ATL	325	1	Canha, M	NYM	28	1	Soto, J	2 Teams	135	1	Goldschmidt, P	STL	.578
2	Goldschmidt, P	STL	324	2	Contreras, W	CHC	24	2	Muncy, M	LAD	90	2	Betts, M	LAD	.533
3	Freeman, F	LAD	313	3	Riley, A	ATL	17	3	Yelich, C	MIL	88	3	Arenado, N	STL	.533
4	Alonso, P	NYM	309	4	Cronenworth, J	SD	16	4	Schwarber, K	PHI	86	4	Machado, M	SD	.531
5	Machado, M	SD	307	4	Farmer, K	CIN	16	5	Freeman, F	LAD	84	5	Riley, A	ATL	.528
6	Betts, M	LAD	305	4	Nimmo, B	NYM	16	6	Bell, J	2 Teams	81	6	Alonso, P	NYM	.518
7	Turner, T	LAD	304	7	5 tied		14	7	Goldschmidt, P	STL	79	7	Freeman, F	LAD	.511
8	Arenado, N	STL	297					8	Olson, M	ATL	75	8	Schwarber, K	PHI	.504
9	Olson, M	ATL	294					9	Profar, J	SD	73	9	Drury, B	2 Tms	.492
10	Schwarber, K	PHI	291					9	Vogelbach, D	2 Teams	73	10	Renfro, H	MIL	.492
OPS			RBI			3B			XBH						
#	Player	Team	OPS	#	Player	Team	RBI	#	Player	Team	3B	#	Player	Team	XBH
1	Goldschmidt, P	STL	.982	1	Alonso, P	NYM	131	1	Lux, G	LAD	7	1	Riley, A	ATL	79
2	Freeman, F	LAD	.918	2	Goldschmidt, P	STL	115	1	Nimmo, B	NYM	7	2	Betts, M	LAD	78
3	Machado, M	SD	.897	3	Lindor, F	NYM	107	3	Blackmon, C	COL	6	2	Olson, M	ATL	78
4	Arenado, N	STL	.891	4	Arenado, N	STL	103	4	Friedl, T	CIN	5	4	Goldschmidt, P	STL	76
5	Riley, A	ATL	.877	4	Olson, M	ATL	103	4	Hoerner, N	CHC	5	5	Arenado, N	STL	73
6	Betts, M	LAD	.873	6	Cron, C	COL	102	4	Lindor, F	NYM	5	6	Freeman, F	LAD	70
7	Alonso, P	NYM	.870	6	Machado, M	SD	102	4	Marte, S	NYM	5	6	Machado, M	SD	70
8	Soto, J	2 Teams	.853	8	Freeman, F	LAD	100	4	Realmuto, J	PHI	5	6	Schwarber, K	PHI	70
9	McNeil, J	NYM	.836	8	Turner, T	LAD	100	9	17 tied		4	9	Alonso, P	NYM	67
10	Schwarber, K	PHI	.827	10	Adames, W	MIL	98					10	Hoskins, R	PHI	65
H			AB			SO			2B						
#	Player	Team	H	#	Player	Team	AB	#	Player	Team	SO	#	Player	Team	2B
1	Freeman, F	LAD	199	1	Turner, T	LAD	652	1	Schwarber, K	PHI	200	1	Freeman, F	LAD	47
2	Turner, T	LAD	194	2	Swanson, D	ATL	640	2	Wisdom, P	CHC	183	2	Olson, M	ATL	44
3	Goldschmidt, P	STL	178	3	Lindor, F	NYM	630	3	Swanson, D	ATL	182	3	Arenado, N	STL	42
4	Swanson, D	ATL	177	4	Olson, M	ATL	616	4	Voit, L	2 Teams	179	3	Happ, I	CHC	42
5	McNeil, J	NYM	174	5	Riley, A	ATL	615	5	Olson, M	ATL	170	3	Marte, K	AZ	42
6	Machado, M	SD	172	6	Freeman, F	LAD	612	6	Hoskins, R	PHI	169	6	Goldschmidt, P	STL	41
7	Lindor, F	NYM	170	7	Alonso, P	NYM	597	7	Riley, A	ATL	168	7	Betts, M	LAD	40
8	Riley, A	ATL	168	8	Hoskins, R	PHI	589	8	Adames, W	MIL	166	8	McNeil, J	NYM	39
9	Bohm, A	PHI	164	9	Cronenworth, J	SD	587	9	Cron, C	COL	164	8	Riley, A	ATL	39
10	Arenado, N	STL	163	10	Bohm, A	PHI	586	10	Yelich, C	MIL	162	8	Turner, T	LAD	39
PA			IBB			G			SAC						
#	Player	Team	PA	#	Player	Team	IBB	#	Player	Team	G	#	Player	Team	SAC
1	Freeman, F	LAD	708	1	Alonso, P	NYM	16	1	Olson, M	ATL	162	1	Nido, T	NYM	12
1	Turner, T	LAD	708	2	Freeman, F	LAD	12	1	Swanson, D	ATL	162	1	Perdomo, G	AZ	12
3	Lindor, F	NYM	706	3	Machado, M	SD	10	3	Lindor, F	NYM	161	3	Robles, V	WSH	11
4	Olson, M	ATL	699	4	Harper, B	PHI	9	4	Alonso, P	NYM	160	4	Grisham, T	SD	7
5	Swanson, D	ATL	696	4	Tellez, R	MIL	9	4	Turner, T	LAD	160	5	Marcano, T	PIT	5
6	Riley, A	ATL	693	6	Cron, C	COL	6	4	Walker, C	AZ	160	5	Rojas, J	AZ	5
7	Alonso, P	NYM	685	6	Olson, M	ATL	6	7	Freeman, F	LAD	159	7	Blackmon, C	COL	4
8	Cronenworth, J	SD	684	6	Reynolds, B	PIT	6	7	Riley, A	ATL	159	7	Herrera, J	AZ	4
9	Nimmo, B	NYM	673	6	Soto, J	2 Teams	6	9	Cronenworth, J	SD	158	9	11 tied		3
10	Hoskins, R	PHI	672	10	2 tied		5	9	Happ, I	CHC	158				

2022 National League Pitching Leaders

HR			R			GO/AO			AVG						
#	Player	Team	HR	#	Player	Team	R	#	Player	Team	GO/AO	#	Player	Team	AVG
1	Gray, J	WSH	38	1	Corbin, P	WSH	119	1	Webb, L	SF	1.89	1	Gallen, Z	AZ	.186
2	Márquez, G	COL	30	2	Márquez, G	COL	109	2	Wright, K	ATL	1.85	2	Burnes, C	MIL	.197
3	Manaea, S	SD	29	3	Gibson, K	PHI	98	3	Alcantara, S	MIA	1.59	3	Urias, J	LAD	.199
4	Morton, C	ATL	28	4	Bumgarner, M	AZ	97	4	Fried, M	ATL	1.35	4	Rodón, C	SF	.202
5	Corbin, P	WSH	27	5	Freeland, K	COL	96	5	Márquez, G	COL	1.28	5	Darvish, Y	SD	.207
5	Lauer, E	MIL	27	6	Manaea, S	SD	95	6	Bassitt, C	NYM	1.27	6	Alcantara, S	MIA	.212
7	Bumgarner, M	AZ	25	7	Kuhl, C	COL	91	7	López, P	MIA	1.25	7	Nola, A	PHI	.219
7	Kuhl, C	COL	25	8	Brubaker, J	PIT	85	8	Burnes, C	MIL	1.23	8	Anderson, T	LAD	.221
7	Mikolas, M	STL	25	8	Morton, C	ATL	85	9	Quintana, J	2 Teams	1.23	9	Fried, M	ATL	.225
10	4 tied		24	10	2 tied		84	10	Gibson, K	PHI	1.17	10	2 tied		.226
GO			OBP			GIDP			ERA						
#	Player	Team	GO	#	Player	Team	OBP	#	Player	Team	GIDP	#	Player	Team	ERA
1	Alcantara, S	MIA	274	1	Urias, J	LAD	.251	1	Hudson, D	STL	25	1	Urias, J	LAD	2.16
2	Webb, L	SF	257	2	Gallen, Z	AZ	.252	1	Wright, K	ATL	25	2	Alcantara, S	MIA	2.28
3	Mikolas, M	STL	228	3	Darvish, Y	SD	.256	3	Quintana, J	2 Teams	23	3	Fried, M	ATL	2.48
4	Wright, K	ATL	224	3	Nola, A	PHI	.256	4	Bassitt, C	NYM	22	4	Gallen, Z	AZ	2.54
5	Fried, M	ATL	213	5	Burnes, C	MIL	.261	4	Keller, M	PIT	22	5	Anderson, T	LAD	2.57
6	Márquez, G	COL	212	6	Fried, M	ATL	.262	4	Webb, L	SF	22	6	Rodón, C	SF	2.88
7	Suárez, R	PHI	211	7	Alcantara, S	MIA	.263	7	Alcantara, S	MIA	21	7	Webb, L	SF	2.90
8	Wainwright, A	STL	205	7	Rodón, C	SF	.263	7	Márquez, G	COL	21	8	Quintana, J	2 Teams	2.93
9	Kelly, M	AZ	200	9	Anderson, T	LAD	.267	9	Freeland, K	COL	19	9	Musgrove, J	SD	2.93
10	Bassitt, C	NYM	199	9	Mikolas, M	STL	.267	10	2 tied		18	10	Burnes, C	MIL	2.94
WHIP			HB			BB			H						
#	Player	Team	WHIP	#	Player	Team	HB	#	Player	Team	BB	#	Player	Team	H
1	Gallen, Z	AZ	0.91	1	Lodolo, N	CIN	19	1	Gray, J	WSH	66	1	Corbin, P	WSH	210
2	Darvish, Y	SD	0.95	2	Morton, C	ATL	18	2	Márquez, G	COL	63	2	Freeland, K	COL	193
3	Urias, J	LAD	0.96	3	Freeland, K	COL	16	2	Morton, C	ATL	63	3	Wainwright, A	STL	192
4	Nola, A	PHI	0.96	4	Musgrove, J	SD	14	4	Hudson, D	STL	61	4	Márquez, G	COL	185
5	Burnes, C	MIL	0.97	5	Bassitt, C	NYM	13	4	Kelly, M	AZ	61	5	Bumgarner, M	AZ	179
6	Alcantara, S	MIA	0.98	5	Burnes, C	MIL	13	6	Keller, M	PIT	60	6	Gibson, K	PHI	176
7	Anderson, T	LAD	1.00	5	Cishek, S	WSH	13	7	Lauer, E	MIL	59	7	Alcantara, S	MIA	174
8	Fried, M	ATL	1.01	8	4 tied		12	8	Fedde, E	WSH	58	7	Webb, L	SF	174
9	Rodón, C	SF	1.03					8	Kuhl, C	COL	58	9	Mikolas, M	STL	170
10	Mikolas, M	STL	1.03					8	Suárez, R	PHI	58	10	Nola, A	PHI	168
SO			W			L			SV						
#	Player	Team	SO	#	Player	Team	W	#	Player	Team	L	#	Player	Team	SV
1	Burnes, C	MIL	243	1	Wright, K	ATL	21	1	Corbin, P	WSH	19	1	Jansen, K	ATL	41
2	Rodón, C	SF	237	2	Urias, J	LAD	17	2	Bumgarner, M	AZ	15	2	Hader, J	2 Teams	36
3	Nola, A	PHI	235	3	Darvish, Y	SD	16	3	Fedde, E	WSH	13	3	Bard, D	COL	34
4	Alcantara, S	MIA	207	3	Gonsolin, T	LAD	16	3	Greene, H	CIN	13	4	Diaz, E	NYM	32
5	Morton, C	ATL	205	5	Anderson, T	LAD	15	3	Márquez, G	COL	13	5	Rogers, T	2 Teams	31
6	Strider, S	ATL	202	5	Bassitt, C	NYM	15	3	Mikolas, M	STL	13	6	Doval, C	SF	27
7	Darvish, Y	SD	197	5	Carrasco, C	NYM	15	3	Nola, A	PHI	13	7	Kimble, C	LAD	22
8	Gallen, Z	AZ	192	5	Webb, L	SF	15	8	6 tied		12	8	Robertson, D	2 Teams	20
9	Woodruff, B	MIL	190	9	3 tied		14				12	8	Scott, Tan	MIA	20
10	Musgrove, J	SD	184								10	10	2 tied		19
CG			SHO			GS			G						
#	Player	Team	CG	#	Player	Team	SHO	#	Player	Team	GS	#	Player	Team	G
1	Alcantara, S	MIA	6	1	Alcantara, S	MIA	1	1	Burnes, C	MIL	33	1	Brebbia, J	SF	76
2	Nola, A	PHI	2	1	Buehler, W	LAD	1	1	Kelly, M	AZ	33	2	Minter, A	ATL	75
3	11 tied		1	1	Elder, B	ATL	1	3	Alcantara, S	MIA	32	3	Boxberger, B	MIL	70
				1	Greene, H	CIN	1	3	López, P	MIA	32	4	Cishek, S	WSH	69
				1	Kuhl, C	COL	1	3	Mikolas, M	STL	32	4	Mantiply, J	AZ	69
				1	Montgomery, J	STL	1	3	Nola, A	PHI	32	6	Doval, C	SF	68
				1	Nola, A	PHI	1	3	Quintana, J	2 Teams	32	6	Rogers, T	SF	68
								3	Wainwright, A	STL	32	8	Miner, H	MIL	67
								3	Webb, L	SF	32	8	Scott, Tan	MIA	67
								10	8 tied		31	10	4 tied		66
IP			WPCT			HLD			OPS						
#	Player	Team	IP	#	Player	Team	WPCT	#	Player	Team	HLD	#	Player	Team	OPS
1	Alcantara, S	MIA	228.2	1	Wright, K	ATL	.808	1	Minter, A	ATL	34	1	Gallen, Z	AZ	.559
2	Nola, A	PHI	205.0	2	Anderson, T	LAD	.750	2	Boxberger, B	MIL	30	2	Rodón, C	SF	.571
3	Mikolas, M	STL	202.1	2	Gallen, Z	AZ	.750	3	Williams, D	MIL	26	3	Fried, M	ATL	.581
4	Burnes, C	MIL	202.0	4	Urias, J	LAD	.708	4	Alvarado, J	PHI	22	4	Alcantara, S	MIA	.587
5	Kelly, M	AZ	200.1	5	Darvish, Y	SD	.667	4	Mantiply, J	AZ	22	4	Darvish, Y	SD	.587
6	Darvish, Y	SD	194.2	5	Fried, M	ATL	.667	6	García, L	SD	20	6	Urias, J	LAD	.598
7	Webb, L	SF	192.1	7	Rodón, C	SF	.636	7	Okert, S	MIA	19	7	Burnes, C	MIL	.602
8	Wainwright, A	STL	191.2	8	Bassitt, C	NYM	.625	7	Ottavino, A	NYM	19	8	Nola, A	PHI	.603
9	Fried, M	ATL	185.1	8	Webb, L	SF	.625	7	Phillips, E	LAD	19	9	Anderson, T	LAD	.617
10	Gallen, Z	AZ	184.0	10	Kelly, M	AZ	.619	10	Brebbia, J	SF	18	10	Webb, L	SF	.639

2022 National League Rookie Batting Leaders

HR			SF			R			SB						
#	Player	Team	HR	#	Player	Team	SF	#	Player	Team	R	#	Player	Team	SB
1	Harris II, M	ATL	19	1	Friedl, T	CIN	6	1	Harris II, M	ATL	75	1	McCarthy, J	AZ	23
1	Suwinski, J	PIT	19	1	Vierling, M	PHI	6	2	Donovan, B	STL	64	2	Harris II, M	ATL	20
3	Cruz, O	PIT	17	3	González, L	SF	5	3	Perdomo, G	AZ	58	3	Stott, B	PHI	12
4	Morel, C	CHC	16	3	Thomas, A	AZ	5	3	Stott, B	PHI	58	4	Cruz, O	PIT	10
5	Gorman, N	STL	14	5	Castillo, D	PIT	4	5	Morel, C	CHC	55	4	González, L	SF	10
5	Suzuki, S	CHC	14	5	Yepez, J	STL	4	6	Suzuki, S	CHC	54	4	Morel, C	CHC	10
7	Yepez, J	STL	12	7	Suzuki, S	CHC	3	7	McCarthy, J	AZ	53	7	Perdomo, G	AZ	9
8	Bart, J	SF	11	8	5 tied		2	8	Cruz, O	PIT	45	7	Suzuki, S	CHC	9
8	Castillo, D	PIT	11					8	Suwinski, J	PIT	45	9	3 tied		7
10	Stott, B	PHI	10					8	Thomas, A	AZ	45				
AVG			OBP			CS			GIDP						
#	Player	Team	AVG	#	Player	Team	OBP	#	Player	Team	CS	#	Player	Team	GIDP
1	Harris II, M	ATL	.297	1	Donovan, B	STL	.394	1	Morel, C	CHC	7	1	Donovan, B	STL	8
2	McCarthy, J	AZ	.283	2	McCarthy, J	AZ	.342	2	Suzuki, S	CHC	5	1	Suzuki, S	CHC	8
3	Donovan, B	STL	.281	3	Harris II, M	ATL	.339	3	Abrams, C	2 Teams	4	3	Castillo, D	PIT	7
4	Suzuki, S	CHC	.262	4	Suzuki, S	CHC	.336	3	Cruz, O	PIT	4	3	Harris II, M	ATL	7
5	González, L	SF	.254	5	Yepez, J	SF	.323	3	Stott, B	PHI	4	3	Vierling, M	PHI	7
6	Yepez, J	STL	.253	6	Rivas III, A	CHC	.322	3	Vierling, M	PHI	4	6	Morel, C	CHC	6
7	Abrams, C	2 Teams	.246	7	Friedl, T	CIN	.314	7	Donovan, B	STL	3	6	Thomas, A	AZ	6
8	Vierling, M	PHI	.246	8	Morel, C	CHC	.308	7	McCarthy, J	AZ	3	6	Yepez, J	STL	6
9	Friedl, T	CIN	.240	9	Rivera, E	AZ	.304	7	Thomas, A	AZ	3	9	4 tied		5
10	Rivas III, A	CHC	.235	10	Gorman, N	STL	.300	10	6 tied		2				
TB			HBP			BB			SLG						
#	Player	Team	TB	#	Player	Team	HBP	#	Player	Team	BB	#	Player	Team	SLG
1	Harris II, M	ATL	213	1	Donovan, B	STL	14	1	Donovan, B	STL	60	1	Harris II, M	ATL	.514
2	Suzuki, S	CHC	172	2	Abrams, C	2 Teams	9	2	Perdomo, G	AZ	50	2	Cruz, O	PIT	.450
3	Morel, C	CHC	164	3	Friedl, T	CIN	7	3	Suzuki, S	CHC	42	3	Yepez, J	STL	.447
4	Stott, B	PHI	153	4	McCarthy, J	AZ	6	4	Suwinski, J	PIT	41	4	Friedl, T	CIN	.436
5	Cruz, O	PIT	149	5	Harris II, M	ATL	5	5	Morel, C	PHI	38	5	Suzuki, S	CHC	.433
6	Donovan, B	STL	148	5	Perdomo, G	AZ	5	6	Stott, B	PHI	36	6	Morel, C	CHC	.433
7	McCarthy, J	AZ	137	7	5 tied		4	7	González, L	SF	30	7	McCarthy, J	AZ	.427
8	Suwinski, J	PIT	134					8	Rivas III, A	CHC	29	8	Rivera, E	AZ	.424
9	Thomas, A	AZ	131					9	Cruz, O	PIT	28	9	Gorman, N	STL	.420
10	Gorman, N	STL	119					9	Gorman, N	STL	28	10	Suwinski, J	PIT	.411
OPS			RBI			3B			XBH						
#	Player	Team	OPS	#	Player	Team	RBI	#	Player	Team	3B	#	Player	Team	XBH
1	Harris II, M	ATL	.853	1	Harris II, M	ATL	64	1	Friedl, T	CIN	5	1	Harris II, M	ATL	49
2	Donovan, B	STL	.773	2	Cruz, O	PIT	54	2	Cruz, O	PIT	4	2	Morel, C	CHC	39
3	McCarthy, J	AZ	.769	3	Stott, B	PHI	49	2	Morel, C	CHC	4	3	Suzuki, S	CHC	38
3	Suzuki, S	CHC	.769	4	Morel, C	CHC	47	4	Harris II, M	ATL	3	4	Cruz, O	PIT	34
5	Friedl, T	CIN	.750	5	Suzuki, S	CHC	46	4	McCarthy, J	AZ	3	5	Stott, B	PHI	31
6	Cruz, O	PIT	.744	6	Donovan, B	STL	45	6	7 tied		2	6	Suwinski, J	PIT	30
7	Yepez, J	STL	.743	7	McCarthy, J	AZ	43					7	Donovan, B	STL	27
8	Morel, C	CHC	.741	8	Perdomo, G	AZ	40					7	Gorman, N	STL	27
9	Rivera, E	AZ	.728	9	Thomas, A	AZ	39					7	McCarthy, J	AZ	27
10	Gorman, N	STL	.720	10	Suwinski, J	PIT	38					10	Thomas, A	AZ	26
H			AB			SO			2B						
#	Player	Team	H	#	Player	Team	AB	#	Player	Team	SO	#	Player	Team	2B
1	Harris II, M	ATL	123	1	Perdomo, G	AZ	431	1	Morel, C	CHC	137	1	Harris II, M	ATL	27
2	Donovan, B	STL	110	2	Stott, B	PHI	427	2	Cruz, O	PIT	126	2	Suzuki, S	CHC	22
3	Suzuki, S	CHC	104	3	Harris II, M	ATL	414	3	Suwinski, J	PIT	114	3	Donovan, B	STL	21
4	Stott, B	PHI	100	4	Suzuki, S	CHC	397	4	Bart, J	SF	112	4	Morel, C	CHC	19
5	McCarthy, J	AZ	91	5	Donovan, B	STL	391	5	Suzuki, S	CHC	110	4	Stott, B	PHI	19
6	Morel, C	CHC	89	6	Thomas, A	AZ	381	6	Harris II, M	ATL	107	6	González, L	SF	17
7	Thomas, A	AZ	88	7	Morel, C	CHC	379	7	Gorman, N	STL	103	6	Thomas, A	AZ	17
8	Perdomo, G	AZ	84	8	Cruz, O	PIT	331	7	Perdomo, G	AZ	103	8	McCarthy, J	AZ	16
9	Vierling, M	PHI	80	9	Suwinski, J	PIT	326	9	Stott, B	PHI	89	9	4 tied		13
10	González, L	SF	79	10	Vierling, M	PHI	325	10	Rivas III, A	CHC	87				
PA			IBB			G			SAC						
#	Player	Team	PA	#	Player	Team	IBB	#	Player	Team	G	#	Player	Team	SAC
1	Perdomo, G	AZ	500	1	Suzuki, S	CHC	3	1	Perdomo, G	AZ	148	1	Perdomo, G	AZ	12
2	Donovan, B	STL	468	2	Castillo, D	PIT	1	2	Stott, B	PHI	127	2	McCarthy, J	AZ	3
3	Stott, B	PHI	466	2	Cruz, O	PIT	1	3	Donovan, B	STL	126	2	Morel, C	CHC	3
4	Suzuki, S	CHC	446	2	Donovan, B	STL	1	4	Vierling, M	PHI	117	4	Abrams, C	2 Teams	2
5	Harris II, M	ATL	441	2	González, L	SF	1	5	Harris II, M	ATL	114	5	Donovan, B	STL	1
6	Morel, C	CHC	425	2	Rivas III, A	CHC	1	6	Morel, C	CHC	113	5	Harris II, M	ATL	1
7	Thomas, A	AZ	411	2	Suwinski, J	PIT	1	6	Thomas, A	AZ	113	5	Rivas III, A	CHC	1
8	Suwinski, J	PIT	372					8	Suzuki, S	CHC	111	5	Stott, B	PHI	1
9	Cruz, O	PIT	361					9	Suwinski, J	PIT	106				
10	Vierling, M	PHI	357					10	Rivas III, A	CHC	101				

2022 National League Rookie Pitching Leaders

HR			R			GO/AO			AVG						
#	Player	Team	HR	#	Player	Team	R	#	Player	Team	GO/AO	#	Player	Team	AVG
1	Greene, H	CIN	24	1	Feltner, R	COL	65	1	Pallante, A	STL	2.71	1	Strider, S	ATL	.180
2	Feltner, R	COL	16	2	Greene, H	CIN	64	2	Ashcraft, G	CIN	1.62	2	Greene, H	CIN	.222
3	Contreras, R	PIT	13	3	Ashcraft, G	CIN	61	3	Garrett, B	MIA	1.26	3	Contreras, R	PIT	.225
3	Lodolo, N	CIN	13	4	Contreras, R	PIT	45	4	Lodolo, N	CIN	1.05	4	Lodolo, N	CIN	.235
5	Ashcraft, G	CIN	11	5	Lodolo, N	CIN	44	5	Feltner, R	COL	0.97	5	Garrett, B	MIA	.254
6	Garrett, B	MIA	9	6	Strider, S	ATL	42	6	Strider, S	ATL	0.85	6	Feltner, R	COL	.266
6	Pallante, A	STL	9	7	Pallante, A	STL	39	7	Contreras, R	PIT	0.63	7	Pallante, A	STL	.274
8	Strider, S	ATL	7	8	Garrett, B	MIA	38	8	Greene, H	CIN	0.52	8	Ashcraft, G	CIN	.281

GO			OBP			GIDP			ERA						
#	Player	Team	GO	#	Player	Team	OBP	#	Player	Team	GIDP	#	Player	Team	ERA
1	Pallante, A	STL	168	1	Strider, S	ATL	.254	1	Pallante, A	STL	17	1	Strider, S	ATL	2.67
2	Ashcraft, G	CIN	146	2	Contreras, R	PIT	.301	2	Garrett, B	MIA	9	2	Pallante, A	STL	3.17
3	Feltner, R	COL	99	3	Greene, H	CIN	.305	3	Ashcraft, G	CIN	8	3	Garrett, B	MIA	3.58
4	Garrett, B	MIA	91	4	Garrett, B	MIA	.323	3	Lodolo, N	CIN	8	4	Lodolo, N	CIN	3.66
5	Strider, S	ATL	88	5	Feltner, R	COL	.333	5	Feltner, R	COL	5	5	Contreras, R	PIT	3.79
6	Lodolo, N	CIN	83	6	Lodolo, N	CIN	.336	5	Greene, H	CIN	5	6	Greene, H	CIN	4.44
7	Contreras, R	PIT	77	7	Ashcraft, G	CIN	.338	7	Contreras, R	PIT	3	7	Ashcraft, G	CIN	4.89
8	Greene, H	CIN	70	7	Pallante, A	STL	.338	7	Strider, S	ATL	3	8	Feltner, R	COL	5.83

WHIP			HB			BB			H						
#	Player	Team	WHIP	#	Player	Team	HB	#	Player	Team	BB	#	Player	Team	H
1	Strider, S	ATL	0.99	1	Lodolo, N	CIN	19	1	Greene, H	CIN	48	1	Ashcraft, G	CIN	119
2	Greene, H	CIN	1.21	2	Garrett, B	MIA	10	2	Strider, S	ATL	45	2	Pallante, A	STL	113
3	Lodolo, N	CIN	1.25	2	Greene, H	CIN	10	3	Pallante, A	STL	40	3	Greene, H	CIN	104
4	Garrett, B	MIA	1.25	4	Ashcraft, G	CIN	8	4	Contreras, R	PIT	39	4	Feltner, R	COL	102
5	Contreras, R	PIT	1.27	5	Feltner, R	COL	5	4	Lodolo, N	CIN	39	5	Lodolo, N	CIN	90
6	Feltner, R	COL	1.41	6	Strider, S	ATL	3	6	Feltner, R	COL	35	6	Garrett, B	MIA	86
7	Pallante, A	STL	1.42	7	Contreras, R	PIT	2	7	Ashcraft, G	CIN	30	6	Strider, S	ATL	86
8	Ashcraft, G	CIN	1.42	8	Pallante, A	STL	1	8	Garrett, B	MIA	24	8	Contreras, R	PIT	82

SO			W			L			SV						
#	Player	Team	SO	#	Player	Team	W	#	Player	Team	L	#	Player	Team	SV
1	Strider, S	ATL	202	1	Strider, S	ATL	11	1	Greene, H	CIN	13				
2	Greene, H	CIN	164	2	Pallante, A	STL	6	2	Feltner, R	COL	9				
3	Lodolo, N	CIN	131	3	Ashcraft, G	CIN	5	3	Garrett, B	MIA	7				
4	Garrett, B	MIA	90	3	Contreras, R	PIT	5	3	Lodolo, N	CIN	7				
5	Contreras, R	PIT	86	3	Greene, H	CIN	5	5	Ashcraft, G	CIN	6				
6	Feltner, R	COL	84	6	Feltner, R	COL	4	6	Contreras, R	PIT	5				
7	Pallante, A	STL	73	6	Lodolo, N	CIN	4	6	Pallante, A	STL	5				
8	Ashcraft, G	CIN	71	8	Garrett, B	MIA	3	6	Strider, S	ATL	5				

CG			SHO			GS			G						
#	Player	Team	CG	#	Player	Team	SHO	#	Player	Team	GS	#	Player	Team	G
1	Greene, H	CIN	1	1	Greene, H	CIN	1	1	Greene, H	CIN	24	1	Pallante, A	STL	47
								2	Strider, S	ATL	20	2	Strider, S	ATL	31
								3	Ashcraft, G	CIN	19	3	Greene, H	CIN	24
								3	Feltner, R	COL	19	4	Contreras, R	PIT	21
								3	Lodolo, N	CIN	19	5	Feltner, R	COL	20
								6	Contreras, R	PIT	18	6	Ashcraft, G	CIN	19
								7	Garrett, B	MIA	17	6	Lodolo, N	CIN	19
								8	Pallante, A	STL	10	8	Garrett, B	MIA	17

IP			WPCT			HLD			OPS						
#	Player	Team	IP	#	Player	Team	WPCT	#	Player	Team	HLD	#	Player	Team	OPS
1	Strider, S	ATL	131.2	1	Strider, S	ATL	.688	1	Pallante, A	STL	9	1	Strider, S	ATL	.518
2	Greene, H	CIN	125.2	2	Pallante, A	STL	.545	2	Strider, S	ATL	2	2	Contreras, R	PIT	.715
3	Pallante, A	STL	108.0	3	Contreras, R	PIT	.500					3	Garrett, B	MIA	.725
4	Ashcraft, G	CIN	105.0	4	Ashcraft, G	CIN	.455					3	Greene, H	CIN	.725
5	Lodolo, N	CIN	103.1	5	Lodolo, N	CIN	.364					3	Pallante, A	STL	.725
6	Feltner, R	COL	97.1	6	Feltner, R	COL	.308					6	Lodolo, N	CIN	.728
7	Contreras, R	PIT	95.0	7	Garrett, B	MIA	.300					7	Ashcraft, G	CIN	.742
8	Garrett, B	MIA	88.0	8	Greene, H	CIN	.278					8	Feltner, R	COL	.793

AMERICAN LEAGUE STATISTICS

2022 American League Hitting

TEAM	AVG	G	AB	R	H	TB	2B	3B	HR	RBI	BB	IBB	SO	SB	CS	OBP	SLG	OPS	SAC	SF	HBPG	IDP	LOB
Toronto Blue Jays	.264	162	5555	775	1464	2395	307	12	200	756	500	13	1242	67	35	.329	.431	.760	8	33	55	136	1111
Boston Red Sox	.258	162	5539	735	1427	2268	352	12	155	704	478	23	1373	52	20	.321	.409	.730	12	50	63	131	1133
Chicago White Sox	.256	162	5611	686	1435	2172	272	9	149	654	388	9	1269	58	10	.310	.387	.697	16	35	73	127	1117
Cleveland Guardians	.254	162	5558	698	1410	2126	273	31	127	662	450	36	1122	119	27	.316	.383	.699	22	52	81	115	1156
Houston Astros	.248	162	5409	737	1341	2293	284	13	214	715	528	18	1179	83	22	.319	.424	.743	9	42	60	118	1068
Minnesota Twins	.248	162	5476	696	1356	2195	269	18	178	668	518	11	1353	38	17	.317	.401	.718	10	46	62	133	1126
Kansas City Royals	.244	162	5437	640	1327	2064	247	38	138	613	460	7	1287	104	34	.306	.380	.686	20	44	48	101	1091
New York Yankees	.241	162	5422	807	1308	2311	225	8	254	764	620	36	1391	102	33	.325	.426	.751	14	41	70	121	1093
Tampa Bay Rays	.239	162	5412	666	1294	2041	296	17	139	634	500	13	1395	95	37	.309	.377	.686	7	31	57	93	1074
Texas Rangers	.239	162	5478	707	1308	2166	224	20	198	670	456	12	1446	128	41	.301	.395	.696	10	38	47	82	1007
Baltimore Orioles	.236	162	5429	674	1281	2119	275	25	171	639	476	10	1390	95	31	.305	.390	.695	12	43	83	95	1095
Los Angeles Angels	.233	162	5423	623	1265	2116	219	31	190	600	449	28	1539	77	27	.297	.390	.687	25	25	54	95	1050
Detroit Tigers	.231	162	5378	557	1240	1859	235	27	110	530	380	8	1413	47	24	.286	.346	.632	10	44	58	108	1015
Seattle Mariners	.230	162	5375	690	1236	2094	229	19	197	663	596	17	1397	83	27	.315	.390	.705	9	45	89	120	1129
Oakland Athletics	.216	162	5314	568	1147	1837	249	15	137	537	433	7	1389	78	23	.281	.346	.627	22	33	59	109	969

2022 American League Pitching

TEAM	W	L	ERA	G	GS	C	SHO	GF	HLD	SV	SVO	IP	H	R	ER	HR	HB	BB	IBB	SO	WP	BK	WHIP	AVG	GO	AO	GDP
Houston Astros	106	56	2.90	162	162	3	18	159	105	53	69	1445.1	1121	518	465	134	60	458	6	1524	56	6	1.09	.212	0.88	110	
New York Yankees	99	63	3.30	162	162	1	16	161	81	47	68	1451.2	1177	567	532	157	65	444	10	1459	40	5	1.12	.219	1.02	90	
Tampa Bay Rays	86	76	3.41	162	162	0	10	162	116	44	80	1435.2	1260	614	544	172	66	384	15	1384	54	4	1.15	.232	0.92	98	
Cleveland Guardians	92	70	3.46	162	162	1	8	161	61	51	69	1456.0	1252	634	560	172	57	435	14	1390	49	2	1.16	.230	0.92	107	
Seattle Mariners	90	72	3.59	162	162	0	10	162	92	40	55	1447.0	1277	623	577	186	56	447	24	1391	45	0	1.19	.235	0.78	100	
Los Angeles Angels	73	89	3.77	162	162	2	17	160	79	38	66	1435.2	1241	668	601	168	60	540	23	1383	64	3	1.24	.230	0.94	121	
Toronto Blue Jays	92	70	3.87	162	162	0	10	162	95	46	73	1441.1	1356	679	620	180	76	424	15	1390	29	5	1.23	.247	0.89	97	
Chicago White Sox	81	81	3.92	162	162	2	14	160	102	48	71	1447.2	1330	717	631	166	51	533	15	1450	64	6	1.29	.242	0.87	101	
Baltimore Orioles	83	79	3.97	162	162	2	15	160	80	46	59	1433.1	1406	688	632	171	64	443	8	1214	47	4	1.29	.256	0.98	134	
Minnesota Twins	78	84	3.98	162	162	0	17	162	100	28	55	1437.0	1320	684	636	184	66	468	19	1336	50	4	1.24	.242	0.81	107	
Detroit Tigers	66	96	4.04	162	162	0	8	162	93	38	56	1419.2	1336	713	637	167	57	511	9	1195	59	2	1.30	.247	0.86	122	
Texas Rangers	68	94	4.22	162	162	1	10	161	86	37	67	1435.0	1345	743	673	169	71	581	16	1314	66	7	1.34	.247	1.07	123	
Oakland Athletics	60	102	4.52	162	162	0	7	162	105	34	59	1426.1	1394	770	717	195	72	503	37	1203	62	5	1.33	.254	0.89	118	
Boston Red Sox	78	84	4.53	162	162	5	10	157	88	39	67	1431.0	1411	787	721	185	72	526	17	1346	60	8	1.35	.256	0.96	116	
Kansas City Royals	65	97	4.70	162	162	0	9	162	80	33	54	1416.0	1493	810	740	173	71	589	15	1191	88	6	1.47	.271	0.95	135	

2022 American League Fielding

Team	PCT	G	GS	TC	PO	A	E	DP	TP	PB	CWP	SB	CS
Seattle Mariners	.988	162	162	5727	4341	1317	69	114	0	4	45	89	35
New York Yankees	.987	162	162	5902	4355	1473	74	102	0	8	40	49	28
Houston Astros	.987	162	162	5698	4336	1290	72	122	0	12	56	76	23
Kansas City Royals	.986	162	162	5829	4248	1499	82	153	0	8	88	58	25
Toronto Blue Jays	.986	162	162	5753	4324	1347	82	120	0	2	29	83	33
Tampa Bay Rays	.985	162	162	5777	4307	1386	84	110	0	9	54	76	26
Los Angeles Angels	.985	162	162	5773	4307	1382	84	134	0	10	64	99	23
Minnesota Twins	.985	162	162	5701	4311	1307	83	119	2	12	50	92	23
Boston Red Sox	.985	162	162	5825	4293	1447	85	134	0	6	60	102	28
Baltimore Orioles	.985	162	162	5920	4300	1529	91	150	1	5	47	52	24
Oakland Athletics	.984	162	162	5837	4279	1466	92	139	0	3	62	77	29
Texas Rangers	.984	162	162	5929	4305	1528	96	141	2	11	66	104	27
Detroit Tigers	.984	162	162	5757	4259	1404	94	137	0	9	59	79	33
Cleveland Guardians	.984	162	162	5908	4368	1443	97	127	0	2	49	94	29
Chicago White Sox	.982	162	162	5738	4343	1293	102	122	0	15	64	96	26

2022 American League Club Rank Batting

TEAM	AVG	G	AB	R	H	TB	2B	3B	HR	RBI	BB	IBB	SO	SB	CS	OBP	SLG	OPS	SAC	SF	HBP	GIDP	LOB
Oakland Athletics	15	1	15	14	15	15	9	10	13	14	13	14	8	9	5	15	14	15	2	12	9	9	15
Seattle Mariners	14	1	14	8	14	11	12	7	5	7	2	6	12	7	7	7	7	6	12	4	1	6	3
Detroit Tigers	13	1	13	15	13	14	11	4	15	15	15	13	13	14	6	14	14	14	9	5	10	10	13
Los Angeles Angels	12	1	9	13	12	10	15	2	6	13	12	3	15	10	7	13	7	11	1	15	13	12	12
Baltimore Orioles	11	1	8	10	11	9	5	5	8	10	8	11	9	5	10	11	7	10	7	7	2	12	7
Texas Rangers	9	1	5	5	8	7	14	6	4	5	10	9	14	1	15	12	6	9	9	10	15	15	14
Tampa Bay Rays	9	1	11	11	10	13	3	9	11	11	5	7	11	5	14	9	13	12	15	14	11	14	10
New York Yankees	8	1	10	1	8	2	13	15	1	1	1	1	10	4	11	2	2	2	6	9	5	5	8
Kansas City Royals	7	1	7	12	7	12	10	1	12	12	9	14	5	3	12	10	12	12	4	5	14	11	9
Minnesota Twins	5	1	6	7	5	5	8	8	7	6	4	10	6	15	2	5	5	5	9	3	7	2	4
Houston Astros	5	1	12	3	6	3	4	11	2	3	3	5	2	7	4	4	3	3	12	8	8	7	11
Cleveland Guardians	4	1	2	6	4	8	6	2	14	8	11	1	1	2	7	6	11	7	2	1	3	8	1
Chicago White Sox	3	1	1	9	2	6	7	14	10	9	14	12	4	12	1	8	10	8	5	11	4	4	5
Boston Red Sox	2	1	4	4	3	4	1	12	9	4	7	4	7	13	3	3	4	4	7	2	6	3	2
Torono Blue Jays	1	1	3	2	1	1	2	12	3	2	5	7	3	11	13	1	1	1	14	12	12	1	6

2022 American League Club Rank Pitching

TEAM	W	L	ERA	G	CG	SHO	GF	HLD	SV	S/O	IP	H	R	ER	HR	HB	BB	IBB	SO	WP	BK	WHP	AVG	GO/AO	GDP	TEF	AB	
Houston Asros	1	15	1	1	1	2	1	14	2	1	4	5	1	1	1	1	5	7	1	1	8	11	1	1	11	8	15	15
New York Yankees	2	14	2	1	1	6	4	8	11	4	6	2	2	2	2	8	5	4	2	14	8	2	2	2	15	13	14	
Tampa Bay Rays	6	10	3	1	1	9	7	1	1	7	1	8	5	3	3	8	9	1	6	7	9	5	3	5	7	13	14	11
Cleveland Guardians	3	12	4	1	1	6	13	8	15	2	4	1	4	5	4	8	3	3	5	5	11	2	4	3	7	9	11	9
Seattle Mariners	5	11	5	1	1	9	7	1	8	8	13	4	6	4	5	14	2	6	14	4	13	1	5	6	15	12	12	10
Los Angeles Angels	11	5	6	1	1	3	2	11	14	10	9	8	3	6	6	5	5	13	13	8	3	4	7	3	6	5	10	13
Toronto Blue Jays	3	12	7	1	1	9	7	1	6	5	2	6	11	7	7	11	15	2	6	5	15	8	6	9	9	14	7	4
Chicago White Sox	8	8	8	1	1	3	6	11	4	3	3	3	8	11	8	3	1	12	6	3	3	11	9	7	12	11	4	3
Baltimore Orioles	7	9	9	1	1	3	5	11	12	5	10	11	13	9	9	7	7	4	2	12	12	5	9	13	3	2	6	6
Minnesota Twins	9	6	10	1	1	9	2	1	5	15	13	7	7	8	10	12	9	8	12	10	10	5	7	7	14	9	9	7
Detroit Tigers	13	3	11	1	1	9	13	1	7	10	12	14	9	10	11	4	3	10	3	14	7	2	11	9	13	4	8	12
Texas Rangers	12	4	12	1	1	6	7	8	10	12	7	10	10	12	12	6	11	14	10	11	2	14	13	9	1	3	2	8
Oakland Athletics	15	1	13	1	1	9	15	1	2	13	10	13	12	13	13	15	13	9	15	13	5	8	12	12	9	6	5	5
Boston Red Sox	9	6	14	1	1	1	7	15	9	9	7	12	14	14	14	13	13	11	11	9	6	15	14	13	4	7	2	1
Kansas City Royals	14	2	15	1	1	9	12	1	12	14	15	15	15	15	10	11	15	6	15	1	11	15	15	5	1	1	2	

2022 American League Starting Pitching

TEAM	W	L	ERA	G	GSC	GSHO	GF	HLD	SV	SVO	IP	H	R	ER	HR	HB	BB	IBB	SO	WP	BK	WHIP	AVG	GO/AO	GIDP
Houston Astros	84	39	2.95	162	162	3	1	0	0	0	950.0	743	341	311	98	31	270	0	949	35	3	1.07	.213	0.86	66
Tampa Bay Rays	43	42	3.45	162	162	0	0	0	0	0	753.0	677	314	289	89	29	172	2	727	27	1	1.13	.236	0.94	48
New York Yankees	54	33	3.51	162	162	1	1	0	0	0	894.1	743	358	349	121	30	216	0	897	14	3	1.07	.222	0.92	51
Los Angeles Angels	52	59	3.67	162	162	2	2	0	0	0	843.1	740	363	344	87	32	314	3	830	32	0	1.25	.233	1.01	68
Cleveland Guardians	49	51	3.73	162	162	1	0	0	0	0	907.0	833	417	376	119	33	243	1	798	23	1	1.19	.242	0.84	63
Seattle Mariners	56	52	3.75	162	162	0	0	0	0	0	903.0	871	404	376	121	33	266	4	808	22	0	1.26	.252	0.80	67
Chicago White Sox	52	59	3.89	162	162	2	1	0	0	0	865.1	803	420	374	108	29	302	8	831	26	3	1.31	.243	0.82	66
Toronto Blue Jays	55	43	3.98	162	162	0	0	0	0	0	827.2	821	396	366	101	39	211	0	782	14	2	1.25	.256	0.86	54
Minnesota Twins	44	49	4.11	162	162	0	0	0	0	0	782.2	725	375	357	106	36	225	1	661	18	1	1.21	.243	0.68	54
Baltimore Orioles	41	50	4.35	162	162	2	1	0	0	0	802.1	831	409	388	109	33	233	0	620	22	1	1.33	.267	0.85	72
Boston Red Sox	45	51	4.49	162	162	5	2	0	0	0	807.2	834	431	403	112	26	258	1	719	26	4	1.35	.265	0.96	63
Detroit Tigers	35	63	4.51	162	162	0	0	0	0	0	802.2	798	437	402	121	26	268	1	594	18	1	1.33	.257	0.78	63
Texas Rangers	37	53	4.63	162	162	1	1	0	0	0	793.1	800	433	408	103	45	317	1	694	27	5	1.41	.261	1.09	74
Oakland Athletics	40	74	4.69	162	162	0	0	0	0	0	850.1	848	469	443	129	34	267	10	662	28	2	1.31	.258	0.84	71
Kansas City Royals	32	70	4.76	162	162	0	0	0	0	0	832.2	915	477	440	115	33	302	3	639	42	4	1.46	.280	0.96	85

2022 American League Relief Pitching

TEAM	W	L	ERA	G	GSC	GSHO	GF	HLD	SV	SVO	IP	H	R	ER	HR	HB	BB	IBB	SO	WP	BK	WHIP	AVG	GO/AO	GIDP	
Houston Astros	22	17	2.80	159	0	0	0	159	105	53	69	495.1	378	177	154	36	29	188	6	575	21	3	1.14	.210	0.92	44
New York Yankees	45	30	2.97	161	0	0	0	161	81	47	68	557.1	434	209	184	36	35	228	10	562	26	2	1.19	.213	1.20	39
Cleveland Guardians	43	19	3.05	161	0	0	0	161	61	51	69	549.0	419	217	186	53	24	192	13	592	26	1	1.11	.209	1.09	44
Seattle Mariners	34	20	3.33	162	0	0	0	162	92	40	55	544.0	406	219	201	65	23	181	20	583	23	0	1.08	.207	0.76	33
Tampa Bay Rays	43	34	3.36	162	0	0	0	162	116	44	80	682.2	583	300	255	83	37	212	13	657	27	3	1.16	.228	0.91	50
Detroit Tigers	31	33	3.43	162	0	0	0	162	93	38	56	617.0	538	276	235	46	31	243	8	601	41	1	1.27	.234	1.00	59
Baltimore Orioles	42	29	3.49	160	0	0	0	160	80	46	59	631.0	575	279	245	62	31	210	8	594	25	3	1.24	.241	1.18	62
Texas Rangers	31	41	3.72	161	0	0	0	161	86	37	67	641.2	545	310	265	66	26	264	15	620	39	2	1.26	.228	1.06	49
Toronto Blue Jays	37	27	3.77	162	0	0	0	162	95	46	73	613.2	535	283	257	79	37	213	15	608	15	3	1.22	.234	0.93	43
Minnesota Twins	34	35	3.84	162	0	0	0	162	100	28	55	654.1	595	309	279	78	30	243	18	675	32	3	1.28	.240	1.02	53
Los Angeles Angels	21	30	3.95	160	0	0	0	160	79	38	66	592.1	501	305	260	81	28	226	20	553	32	3	1.23	.227	0.84	53
Chicago White Sox	29	22	4.00	160	0	0	0	160	102	48	71	582.1	527	297	259	58	22	231	7	619	38	3	1.30	.240	0.97	35
Oakland Athletics	20	28	4.31	162	0	0	0	162	105	34	59	576.0	546	301	276	66	38	236	27	541	34	3	1.36	.248	0.97	47
Boston Red Sox	33	33	4.59	157	0	0	0	157	88	39	67	623.1	577	356	318	73	46	268	16	627	34	4	1.36	.244	0.97	53
Kansas City Royals	33	27	4.66	162	0	0	0	162	80	33	54	583.1	578	333	302	58	38	287	12	552	46	2	1.48	.258	0.94	50

2022 American League Pinch Hitting

TEAM	AVG	G	AB	H	TB	2B	3B	HR	RBI	BB	IBB	SO	OBP	SLG	OPS	SAC	SF	HBP	GIDP	LOB
Kansas City Royals	.304	74	79	24	36	7	1	1	12	10	0	21	.389	.456	.845	0	0	1	1	43
Tampa Bay Rays	.260	83	100	26	36	4	0	2	21	10	1	26	.327	.360	.687	0	2	1	0	77
Seattle Mariners	.257	88	101	26	47	3	0	6	19	25	1	37	.402	.465	.867	0	1	0	4	55
Houston Astros	.250	56	76	19	24	2	0	1	8	4	2	22	.296	.316	.612	0	0	1	2	35
Boston Red Sox	.244	71	78	19	31	3	0	3	9	12	0	38	.341	.397	.738	0	1	0	1	50
Texas Rangers	.242	94	124	30	54	9	0	5	21	13	0	44	.317	.435	.752	0	1	1	2	76
Chicago White Sox	.234	57	64	15	22	4	0	1	12	4	0	23	.286	.344	.630	0	1	1	0	32
Cleveland Guardians	.227	80	88	20	23	3	0	0	9	5	1	28	.281	.261	.542	0	1	2	2	59
Baltimore Orioles	.200	65	80	16	21	2	0	1	13	10	2	34	.290	.263	.553	0	2	1	0	64
Oakland Athletics	.193	89	150	29	46	8	0	3	23	10	0	55	.245	.307	.552	0	2	1	4	97
Minnesota Twins	.192	86	104	20	25	3	1	0	10	13	1	34	.306	.240	.546	0	0	4	2	77
Toronto Blue Jays	.191	79	89	17	20	3	0	0	11	14	2	25	.308	.225	.533	0	0	1	2	64
New York Yankees	.187	72	75	14	22	2	0	2	10	14	1	27	.323	.293	.616	0	2	2	1	42
Detroit Tigers	.169	68	77	13	15	2	0	0	5	7	2	32	.235	.195	.430	0	1	0	1	39
Los Angeles Angels	.130	81	100	13	21	2	0	2	12	16	2	36	.256	.210	.466	2	0	1	5	62

2022 American League Batting Leaders

HR			SF			R			SB						
#	Player	Team	HR	#	Player	Team	SF	#	Player	Team	R	#	Player	Team	SB
1	Judge, A	NY Yankees	62	1	Bregman, A	HOU Astros	10	1	Judge, A	NY Yankees	133	1	Mateo, J	BAL Orioles	35
2	Trout, M	LAA Angels	40	1	Semien, M	TEX Rangers	10	2	Altuve, J	HOU Astros	103	2	Mullins, C	BAL Orioles	34
3	Alvarez, Y	HOU Astros	37	3	Miller, O	CLE Guardians	9	3	Semien, M	TEX Rangers	101	3	Arozarena, R	TOR Blue Jays	32
4	Ohtani, S	LAA Angels	34	3	Ramirez, J	CLE Guardians	9	4	Alvarez, Y	HOU Astros	95	4	Witt Jr., B	KC Royals	30
5	Santander, A	BAL Orioles	33	5	Merrifield, W	2 Teams	8	5	Bregman, A	HOU Astros	93	5	Garcia, A	TEX Rangers	25
5	Seager, C	TEX Rangers	33	6	Alvarez, Y	HOU Astros	7	6	Bichette, B	TOR Blue Jays	91	5	Rodriguez, J	SEA Mariners	25
7	Guerrero Jr., V	TOR Blue Jays	32	6	Bogaerts, X	BOS Red Sox	7	6	Seager, C	TEX Rangers	91	5	Semien, M	TEX Rangers	25
7	Rizzo, A	NY Yankees	32	6	Melendez, M	KC Royals	7	8	Guerrero Jr., V	TOR Blue Jays	90	5	Tucker, K	HOU Astros	25
9	Stanton, G	NY Yankees	31	6	Mountcastle, R	BAL Orioles	7	8	Ohtani, S	LAA Angels	90	9	Kiner-Falefa, I	NY Yankees	22
9	Suárez, E	SEA Mariners	31	6	Urshela, G	MIN Twins	7	8	Ramirez, J	CLE Guardians	90	10	2 tied		21
AVG			OBP			CS			GIDP						
#	Player	Team	AVG	#	Player	Team	OBP	#	Player	Team	CS	#	Player	Team	GIDP
1	Arraez, L	MIN Twins	.316	1	Judge, A	NY Yankees	.425	1	Arozarena, R	TOR Blue Jays	12	1	Guerrero Jr., V	TOR Blue Jays	26
2	Judge, A	NY Yankees	.311	2	Alvarez, Y	HOU Astros	.406	2	Mullins, C	BAL Orioles	10	2	Bichette, B	TOR Blue Jays	21
3	Bogaerts, X	BOS Red Sox	.307	3	Diaz, Y	TB Rays	.401	3	Mateo, J	BAL Orioles	9	2	Urshela, G	MIN Twins	21
4	Alvarez, Y	HOU Astros	.306	4	Altuve, J	HOU Astros	.387	3	Ohtani, S	LAA Angels	9	4	Martinez, J	BOS Red Sox	20
5	Abreu, J	CWS White Sox	.304	5	Abreu, J	CWS White Sox	.378	5	Bichette, B	TOR Blue Jays	8	5	Abreu, J	CWS White Sox	19
6	Benintendi, A	2 Teams	.304	6	Bogaerts, X	BOS Red Sox	.377	5	Moore, D	SEA Mariners	8	5	Miranda, J	MIN Twins	19
7	Lowe, N	TEX Rangers	.302	7	Arraez, L	MIN Twins	.375	5	Semien, M	TEX Rangers	8	5	Rosario, A	CLE Guardians	19
8	Altuve, J	HOU Astros	.300	8	Benintendi, A	2 Teams	.373	8	Ramirez, J	CLE Guardians	7	8	4 tied		18
9	Kwan, S	CLE Guardians	.298	9	Kwan, S	CLE Guardians	.373	8	Rodriguez, J	SEA Mariners	7				
10	Giménez, A	CLE Guardians	.297	10	Kirk, A	TOR Blue Jays	.372	8	Witt Jr., B	KC Royals	7				
TB			HBP			BB			SLG						
#	Player	Team	TB	#	Player	Team	HBP	#	Player	Team	BB	#	Player	Team	SLG
1	Judge, A	NY Yankees	391	1	Giménez, A	CLE Guardians	25	1	Judge, A	NY Yankees	111	1	Judge, A	NY Yankees	.686
2	Ramirez, J	CLE Guardians	309	2	Rizzo, A	NY Yankees	23	2	Bregman, A	HOU Astros	87	2	Alvarez, Y	HOU Astros	.613
3	Bichette, B	TOR Blue Jays	306	3	France, T	SEA Mariners	21	3	Winker, J	SEA Mariners	84	3	Altuve, J	HOU Astros	.533
3	Guerrero Jr., V	TOR Blue Jays	306	4	Harrison, J	CWS White Sox	14	4	Alvarez, Y	HOU Astros	78	4	Devers, R	BOS Red Sox	.521
5	Ohtani, S	LAA Angels	304	5	Moore, D	SEA Mariners	13	4	Diaz, Y	TB Rays	78	5	Ohtani, S	LAA Angels	.519
6	Lowe, N	TEX Rangers	292	5	Murphy, S	OAK Athletics	13	6	Suárez, E	SEA Mariners	73	6	Ramirez, J	CLE Guardians	.514
6	Devers, R	BOS Red Sox	289	5	Santander, A	BAL Orioles	13	7	Ohtani, S	LAA Angels	72	7	Rodriguez, J	SEA Mariners	.509
8	Alvarez, Y	HOU Astros	288	8	Abreu, J	CWS White Sox	12	8	Santana, C	2 Teams	71	8	Lowe, N	TEX Rangers	.492
9	Semien, M	TEX Rangers	282	8	Laureano, R	OAK Athletics	12	9	Ramirez, J	CLE Guardians	69	9	Hernández, T	TOR Blue Jays	.491
10	Altuve, J	HOU Astros	281	10	2 tied		11	10	2 tied		68	10	Guerrero Jr., V	TOR Blue Jays	.480
OPS			RBI			3B			XBH						
#	Player	Team	OPS	#	Player	Team	RBI	#	Player	Team	3B	#	Player	Team	XBH
1	Judge, A	NY Yankees	1.111	1	Judge, A	NY Yankees	131	1	Rosario, A	CLE Guardians	9	1	Judge, A	NY Yankees	90
2	Alvarez, Y	HOU Astros	1.019	2	Ramirez, J	CLE Guardians	126	2	Kwan, S	CLE Guardians	7	2	Ramirez, J	CLE Guardians	78
3	Altuve, J	HOU Astros	.920	3	Tucker, K	HOU Astros	107	2	Mateo, J	BAL Orioles	7	3	Devers, R	BOS Red Sox	70
4	Devers, R	BOS Red Sox	.879	4	Garcia, A	TEX Rangers	101	4	Ohtani, S	LAA Angels	6	3	Ohtani, S	LAA Angels	70
5	Ohtani, S	LAA Angels	.875	5	Alvarez, Y	HOU Astros	97	4	Witt Jr., B	KC Royals	6	3	Trout, M	LAA Angels	70
6	Ramirez, J	CLE Guardians	.869	5	Guerrero Jr., V	TOR Blue Jays	97	6	Garcia, A	TEX Rangers	5	6	Alvarez, Y	HOU Astros	68
7	Rodriguez, J	SEA Mariners	.854	7	Ohtani, S	LAA Angels	95	6	Ramirez, J	CLE Guardians	5	6	Bichette, B	TOR Blue Jays	68
8	Lowe, N	TEX Rangers	.850	8	Bichette, B	TOR Blue Jays	93	6	Semien, M	TEX Rangers	5	8	Altuve, J	HOU Astros	67
9	Giménez, A	CLE Guardians	.837	8	Bregman, A	HOU Astros	93	9	10 tied		4	8	Guerrero Jr., V	TOR Blue Jays	67
10	3 tied		.833	10	2 tied		89	10	2 tied			10	Garcia, A	TEX Rangers	66
H			AB			SO			2B						
#	Player	Team	H	#	Player	Team	AB	#	Player	Team	SO	#	Player	Team	2B
1	Bichette, B	TOR Blue Jays	189	1	Semien, M	TEX Rangers	657	1	Suárez, E	SEA Mariners	196	1	Ramirez, J	CLE Guardians	44
2	Abreu, J	CWS White Sox	183	2	Bichette, B	TOR Blue Jays	652	2	Garcia, A	TEX Rangers	183	2	Bichette, B	TOR Blue Jays	43
3	Rosario, A	CLE Guardians	180	3	Guerrero Jr., V	TOR Blue Jays	638	3	Judge, A	NY Yankees	175	2	Martinez, J	BOS Red Sox	43
4	Lowe, N	TEX Rangers	179	4	Rosario, A	CLE Guardians	637	4	Chapman, M	TOR Blue Jays	170	4	Devers, R	BOS Red Sox	42
5	Judge, A	NY Yankees	177	5	Mullins, C	BAL Orioles	608	5	Ohtani, S	LAA Angels	161	5	Arozarena, R	TOR Blue Jays	41
6	Guerrero Jr., V	TOR Blue Jays	175	6	Garcia, A	TEX Rangers	605	6	Arozarena, R	TOR Blue Jays	156	6	Abreu, J	CWS White Sox	40
7	Arraez, L	MIN Twins	173	7	Abreu, J	CWS White Sox	601	7	Bichette, B	TOR Blue Jays	155	6	Gurriel, Y	HOU Astros	40
8	Bogaerts, X	BOS Red Sox	171	7	Ramirez, J	CLE Guardians	601	8	Mountcastle, R	BAL Orioles	154	8	Altuve, J	HOU Astros	39
9	Kwan, S	CLE Guardians	168	9	3 tied		593	9	Hernández, T	TOR Blue Jays	152	8	Verdugo, A	BOS Red Sox	39
9	Ramirez, J	CLE Guardians	168	10	2 tied			10	Donaldson, J	NY Yankees	148	10	2 tied		38
PA			IBB			G			SAC						
#	Player	Team	PA	#	Player	Team	IBB	#	Player	Team	G	#	Player	Team	SAC
1	Semien, M	TEX Rangers	724	1	Ramirez, J	CLE Guardians	20	1	Semien, M	TEX Rangers	161	1	Hedges, A	CLE Guardians	10
2	Guerrero Jr., V	TOR Blue Jays	706	2	Judge, A	NY Yankees	19	2	Guerrero Jr., V	TOR Blue Jays	160	1	Lopez, N	KC Royals	10
3	Bichette, B	TOR Blue Jays	697	3	Ohtani, S	LAA Angels	14	3	Bichette, B	TOR Blue Jays	159	3	Allen, N	OAK Athletics	6
4	Judge, A	NY Yankees	696	4	Devers, R	BOS Red Sox	11	4	Abreu, J	CWS White Sox	157	3	McGuire, R	2 Teams	6
5	Ramirez, J	CLE Guardians	685	5	Alvarez, Y	HOU Astros	9	4	Judge, A	NY Yankees	157	3	Velazquez, A	LAA Angels	6
6	Abreu, J	CWS White Sox	679	6	Trout, M	LAA Angels	8	4	Lowe, N	TEX Rangers	157	6	Kemp, T	OAK Athletics	5
7	Mullins, C	BAL Orioles	672	7	Seager, C	TEX Rangers	7	4	Ohtani, S	LAA Angels	157	6	Wade, T	LAA Angels	5
8	Rosario, A	CLE Guardians	670	8	Guerrero Jr., V	TOR Blue Jays	6	4	Ramirez, J	CLE Guardians	157	8	5 tied		4
9	Ohtani, S	LAA Angels	666	8	Rizzo, A	NY Yankees	6	9	3 tied		156				
10	Seager, C	TEX Rangers	663	10	6 tied		4								

2022 American League Pitching Leaders

HR			R			GO/AO			AVG						
#	Player	Team	HR	#	Player	Team	R	#	Player	Team	GO/AO	#	Player	Team	AVG
1	Cole, G	NY	33	1	Berrios, J	TOR	103	1	Valdez, F	HOU	2.74	1	Verlander, J	HOU	.186
2	Ray, R	SEA	32	2	Gonzales, M	SEA	97	2	Pérez, M	TEX	1.27	2	Cease, D	CWS	.190
3	Gonzales, M	SEA	30	3	Lyles, J	BAL	94	3	McClanahan, S	TB	1.26	3	McClanahan, S	TB	.194
4	Berrios, J	TOR	29	4	Giolito, L	CWS	92	4	Bieber, S	CLE	1.19	4	McKenzie, T	CLE	.201
4	Urquidy, J	HOU	29	5	Pivetta, N	BOS	91	5	Cole, G	NY	1.01	5	Manoah, A	TOR	.202
6	Pivetta, N	BOS	27	6	Bubic, K	KC	87	6	Tailion, J	NY	0.93	6	Ohtani, S	LAA	.203
7	Lyles, J	BAL	26	6	Irvin, C	OAK	87	7	Ohtani, S	LAA	0.91	7	Cole, G	NY	.209
7	Tailion, J	NY	26	8	Keller, B	KC	86	8	Quantrill, C	CLE	0.90	8	Valdez, F	HOU	.223
9	Irvin, C	OAK	25	9	Kluber, C	TB	82	9	Lyles, J	BAL	0.84	9	Bieber, S	CLE	.230
9	McKenzie, T	CLE	25	10	Cole, G	NY	81	10	Ray, R	SEA	0.84	10	Ray, R	SEA	.231
GO			OBP			GIDP			ERA						
#	Player	Team	GO	#	Player	Team	OBP	#	Player	Team	GIDP	#	Player	Team	ERA
1	Valdez, F	HOU	285	1	Verlander, J	HOU	.227	1	Valdez, F	HOU	25	1	Verlander, J	HOU	1.75
2	Pérez, M	TEX	223	2	McClanahan, S	TB	.246	2	Cueto, J	CWS	20	2	Cease, D	CWS	2.20
3	Bieber, S	CLE	208	3	McKenzie, T	CLE	.253	2	Pérez, M	TEX	20	3	Manoah, A	TOR	2.24
4	Gonzales, M	SEA	193	4	Ohtani, S	LAA	.258	4	Bubic, K	KC	19	4	Ohtani, S	LAA	2.33
4	Quantrill, C	CLE	193	5	Cole, G	NY	.260	5	Giolito, L	CWS	18	5	McClanahan, S	TB	2.54
6	Dunning, D	TEX	187	6	Bieber, S	CLE	.266	5	Lyles, J	BAL	18	6	Valdez, F	HOU	2.82
7	Tailion, J	NY	179	7	Manoah, A	TOR	.268	7	Bieber, S	CLE	17	7	Bieber, S	CLE	2.88
8	Keller, B	KC	176	8	Cease, D	CWS	.278	7	Gonzales, M	SEA	17	8	Pérez, M	TEX	2.89
9	Cueto, J	CWS	172	9	Tailion, J	NY	.283	7	Singer, B	KC	17	9	McKenzie, T	CLE	2.96
10	Lyles, J	BAL	171	10	Urquidy, J	HOU	.292	10	3 tied		16	10	Gilbert, L	SEA	3.20
WHIP			HB			BB			H						
#	Player	Team	WHIP	#	Player	Team	HB	#	Player	Team	BB	#	Player	Team	H
1	Verlander, J	HOU	0.83	1	Manoah, A	TOR	15	1	Cease, D	CWS	78	1	Berrios, J	TOR	199
2	McClanahan, S	TB	0.93	2	Otto Jr., G	TEX	13	2	Pivetta, N	BOS	73	2	Lyles, J	BAL	196
3	McKenzie, T	CLE	0.95	3	Berrios, J	TOR	11	3	Pérez, M	TEX	69	3	Pérez, M	SEA	194
4	Manoah, A	TOR	0.99	3	Dunning, D	TEX	11	4	Valdez, F	HOU	67	4	Gausman, K	TOR	188
5	Ohtani, S	LAA	1.01	3	Singer, B	KC	11	5	Bubic, K	KC	63	5	Kluber, C	TB	178
6	Cole, G	NY	1.02	3	Valdez, F	HOU	11	6	Dunning, D	TEX	62	5	Pérez, M	TEX	178
7	Bieber, S	CLE	1.04	3	Yarborough, R	TB	11	6	Otto Jr., G	TEX	62	5	Quantrill, C	CLE	178
8	Cease, D	CWS	1.11	8	5 tied		10	6	Ray, R	SEA	62	8	Pivetta, N	BOS	175
9	Tailion, J	NY	1.13					9	Giolito, L	CWS	61	9	Irvin, C	OAK	174
10	Valdez, F	HOU	1.16					10	Sandoval, P	LAA	60	10	Bieber, S	CLE	172
SO			W			L			SV						
#	Player	Team	SO	#	Player	Team	W	#	Player	Team	L	#	Player	Team	SV
1	Cole, G	NY	257	1	Verlander, J	HOU	18	1	Gonzales, M	SEA	15	1	Clase, E	CLE	42
2	Cease, D	CWS	227	2	Valdez, F	HOU	17	2	Keller, B	KC	14	2	Hendriks, L	CWS	37
3	Ohtani, S	LAA	219	3	Manoah, A	TOR	16	3	Bubic, K	KC	13	3	Romano, J	TOR	36
4	Ray, R	SEA	212	4	Garcia, L	HOU	15	3	Irvin, C	OAK	13	4	Pressly, R	HOU	33
5	Gausman, K	TOR	205	4	Ohtani, S	LAA	15	3	Lynch, D	KC	13	5	Soto, G	DET	30
6	Bieber, S	CLE	198	4	Quantrill, C	CLE	15	6	Montas, F	2 Teams	12	6	Barlow, S	KC	24
6	Javier, C	HOU	194	7	Cease, D	CWS	14	6	Pivetta, N	BOS	12	7	López, J	2 Teams	23
7	McClanahan, S	TB	194	7	Tailion, J	NY	14	6	Plesac, Z	CLE	12	8	Holmes, C	NY	20
7	Valdez, F	HOU	194	9	5 tied		13	6	Ray, R	SEA	12	8	Sewald, P	SEA	20
10	McKenzie, T	CLE	190					10	4 tied		11	10	Iglesias, R	LAA	16
CG			SHO			GS			G						
#	Player	Team	CG	#	Player	Team	SHO	#	Player	Team	GS	#	Player	Team	G
1	Valdez, F	HOU	3	1	Cease, D	CWS	1	1	Cole, G	NY	33	1	Climer, A	TOR	77
2	Evoldi, N	BOS	2	1	Cortes, N	NY	1	1	Pivetta, N	BOS	33	1	Clase, E	CLE	77
3	12 tied		1	1	Detmers, R	LAA	1	3	9 tied		32	3	Lange, A	DET	71
				1	Evoldi, N	BOS	1					3	Montero, R	HOU	71
				1	Kremer, D	BAL	1					5	Acevedo, D	OAK	70
				1	Pérez, M	TEX	1					5	Diekmann, J	2 Teams	70
				1	Sandoval, P	LAA	1					5	Neris, H	HOU	70
				1	Valdez, F	HOU	1					8	Barlow, S	KC	69
				1	Wacha, M	BOS	1					9	Brasier, R	BOS	68
												9	Coleman, D	KC	68
IP			WPCT			HLD			OPS						
#	Player	Team	IP	#	Player	Team	WPCT	#	Player	Team	HLD	#	Player	Team	OPS
1	Valdez, F	HOU	201.1	1	Verlander, J	HOU	.818	1	Graveman, K	CWS	27	1	Verlander, J	HOU	.497
2	Cole, G	NY	200.2	2	Quantrill, C	CLE	.750	2	Jackson, Z	OAK	26	2	McClanahan, S	TB	.563
3	Bieber, S	CLE	200.0	3	Valdez, F	HOU	.739	3	Fulmer, M	2 Teams	25	3	Ohtani, S	LAA	.574
4	Manoah, A	TOR	196.2	4	Tailion, J	NY	.737	3	Neris, H	HOU	25	4	Manoah, A	TOR	.582
5	Pérez, M	TEX	196.1	5	Manoah, A	TOR	.696	3	Pérez, C	BAL	25	5	Cease, D	CWS	.584
6	McKenzie, T	CLE	191.1	6	Gilbert, L	SEA	.684	3	Raley, B	TB	25	6	Valdez, F	HOU	.601
7	Ray, R	SEA	189.0	7	Cease, D	CWS	.636	7	Garcia, Y	TOR	23	7	McKenzie, T	CLE	.611
8	Quantrill, C	CLE	186.1	8	Berrios, J	TOR	.632	7	Montero, R	HOU	23	8	Bieber, S	CLE	.613
9	Gilbert, L	SEA	185.2	9	Ohtani, S	LAA	.625	7	Poche, C	TB	23	9	Pérez, M	TEX	.646
10	Cease, D	CWS	184.0	10	3 tied		.619	10	3 tied		22	10	Cole, G	NY	.650

2022 American League Rookie Batting Leaders

HR			
#	Player	Team	HR
1	Rodríguez, J	SEA	28
2	Peña, J	HOU	22
3	Witt Jr., B	KC	20
4	Melendez, M	KC	18
5	Miranda, J	MIN	15
6	Rutschman, A	BAL	13
7	Gonzalez, O	CLE	11
8	Pasquantino, V	KC	10
9	Torkelson, S	DET	8
10	Siri, J	2 Teams	7

SF			
#	Player	Team	SF
1	Melendez, M	KC	7
2	Peña, J	HOU	5
2	Witt Jr., B	KC	5
4	Kwan, S	CLE	4
5	Greene, R	DET	3
5	Rutschman, A	BAL	3
5	Smith, J	TEX	3
8	4 tied	2	

R			
#	Player	Team	R
1	Kwan, S	CLE	89
2	Rodríguez, J	SEA	84
3	Witt Jr., B	KC	82
4	Peña, J	HOU	72
5	Rutschman, A	BAL	70
6	Melendez, M	KC	57
7	Siri, J	2 Teams	53
8	Greene, R	DET	46
9	Miranda, J	MIN	45
10	Gonzalez, O	CLE	39

SB			
#	Player	Team	SB
1	Witt Jr., B	KC	30
2	Rodríguez, J	SEA	25
3	Kwan, S	CLE	19
4	Siri, J	2 Teams	14
5	Peña, J	HOU	11
6	Isbel, K	KC	9
7	Rutschman, A	BAL	4
7	Smith, J	TEX	4
9	Allen, N	OAK	3
10	2 tied	2	

AVG			
#	Player	Team	AVG
1	Kwan, S	CLE	.298
2	Gonzalez, O	CLE	.296
3	Pasquantino, V	KC	.295
4	Rodríguez, J	SEA	.284
5	Miranda, J	MIN	.268
6	Witt Jr., B	KC	.254
7	Rutschman, A	BAL	.254
8	Peña, J	HOU	.253
9	Greene, R	DET	.253
10	Melendez, M	KC	.217

OBP			
#	Player	Team	OBP
1	Pasquantino, V	KC	.383
2	Kwan, S	CLE	.373
3	Rutschman, A	BAL	.362
4	Rodríguez, J	SEA	.345
5	Gonzalez, O	CLE	.327
6	Miranda, J	MIN	.325
7	Greene, R	DET	.321
8	Melendez, M	KC	.313
9	Smith, J	TEX	.307
10	Witt Jr., B	KC	.294

CS			
#	Player	Team	CS
1	Rodríguez, J	SEA	7
1	Witt Jr., B	KC	7
3	Isbel, K	CLE	6
4	Kwan, S	CLE	5
5	Greene, R	DET	4
6	Melendez, M	KC	3
6	Smith, J	TEX	3
8	5 tied	2	

GIDP			
#	Player	Team	GIDP
1	Miranda, J	MIN	19
2	Torkelson, S	DET	12
2	Witt Jr., B	KC	12
4	Kwan, S	CLE	9
5	Greene, R	DET	8
6	Rodríguez, J	SEA	7
7	Gonzalez, O	CLE	6
8	5 tied	5	

TB			
#	Player	Team	TB
1	Rodríguez, J	SEA	260
2	Witt Jr., B	KC	253
3	Kwan, S	CLE	225
4	Peña, J	HOU	222
5	Miranda, J	MIN	189
6	Melendez, M	KC	181
7	Rutschman, A	BAL	177
8	Gonzalez, O	CLE	167
9	Greene, R	DET	136
10	Pasquantino, V	KC	116

HBP			
#	Player	Team	HBP
1	Miranda, J	MIN	10
2	Rodríguez, J	SEA	8
3	Kwan, S	CLE	7
3	Smith, J	TEX	7
5	Peña, J	HOU	6
5	Witt Jr., B	KC	6
7	Torkelson, S	DET	5
8	Rutschman, A	BAL	4
9	5 tied	3	

BB			
#	Player	Team	BB
1	Melendez, M	KC	66
2	Rutschman, A	BAL	65
3	Kwan, S	CLE	62
4	Rodríguez, J	SEA	40
5	Torkelson, S	DET	37
6	Greene, R	DET	36
7	Pasquantino, V	KC	35
8	Witt Jr., B	KC	30
9	Miranda, J	MIN	28
9	Smith, J	TEX	28

SLG			
#	Player	Team	SLG
1	Rodríguez, J	SEA	.509
2	Gonzalez, O	CLE	.461
3	Pasquantino, V	KC	.450
4	Rutschman, A	BAL	.445
5	Witt Jr., B	KC	.428
6	Peña, J	HOU	.426
7	Miranda, J	MIN	.426
8	Kwan, S	CLE	.400
9	Melendez, M	KC	.393
10	Greene, R	DET	.362

OPS			
#	Player	Team	OPS
1	Rodríguez, J	SEA	.854
2	Pasquantino, V	KC	.833
3	Rutschman, A	BAL	.807
4	Gonzalez, O	CLE	.788
5	Kwan, S	CLE	.773
6	Miranda, J	MIN	.751
7	Witt Jr., B	KC	.722
8	Peña, J	HOU	.715
9	Melendez, M	KC	.706
10	Greene, R	DET	.683

RBI			
#	Player	Team	RBI
1	Witt Jr., B	KC	80
2	Rodríguez, J	SEA	75
3	Miranda, J	MIN	66
4	Peña, J	HOU	63
5	Melendez, M	KC	62
6	Kwan, S	CLE	52
7	Gonzalez, O	CLE	43
8	Greene, R	DET	42
8	Rutschman, A	BAL	42
10	2 tied	28	

3B			
#	Player	Team	3B
1	Kwan, S	CLE	7
2	Witt Jr., B	KC	6
3	Greene, R	DET	4
3	Isbel, K	KC	4
5	Melendez, M	KC	3
5	Rodríguez, J	SEA	3
7	Pache, C	OAK	2
7	Peña, J	HOU	2
7	Siri, J	2 Teams	2
10	2 tied	1	

XBH			
#	Player	Team	XBH
1	Witt Jr., B	KC	57
2	Rodríguez, J	SEA	56
3	Rutschman, A	BAL	49
4	Peña, J	HOU	44
5	Melendez, M	KC	42
6	Miranda, J	MIN	40
7	Gonzalez, O	CLE	38
7	Kwan, S	CLE	38
9	Greene, R	DET	27
10	Torkelson, S	DET	25

H			
#	Player	Team	H
1	Kwan, S	CLE	168
2	Witt Jr., B	KC	150
3	Rodríguez, J	SEA	145
4	Peña, J	HOU	132
5	Miranda, J	MIN	119
6	Gonzalez, O	CLE	107
7	Rutschman, A	BAL	101
8	Melendez, M	KC	100
9	Greene, R	DET	95
10	Pasquantino, V	KC	76

AB			
#	Player	Team	AB
1	Witt Jr., B	KC	591
2	Kwan, S	CLE	563
3	Peña, J	HOU	521
4	Rodríguez, J	SEA	511
5	Melendez, M	KC	460
6	Miranda, J	MIN	444
7	Rutschman, A	BAL	398
8	Greene, R	DET	376
9	Gonzalez, O	CLE	362
10	Torkelson, S	DET	360

SO			
#	Player	Team	SO
1	Rodríguez, J	SEA	145
2	Peña, J	HOU	135
2	Witt Jr., B	KC	135
4	Melendez, M	KC	131
5	Greene, R	DET	120
6	Siri, J	2 Teams	108
7	Torkelson, S	DET	99
8	Miranda, J	MIN	91
9	Rutschman, A	BAL	86
10	2 tied	75	

2B			
#	Player	Team	2B
1	Rutschman, A	BAL	35
2	Witt Jr., B	KC	31
3	Gonzalez, O	CLE	27
4	Kwan, S	CLE	25
4	Miranda, J	MIN	25
4	Rodríguez, J	SEA	25
7	Melendez, M	KC	21
8	Peña, J	HOU	20
9	Greene, R	DET	18
10	Torkelson, S	DET	16

PA			
#	Player	Team	PA
1	Kwan, S	CLE	638
2	Witt Jr., B	KC	632
3	Rodríguez, J	SEA	560
4	Peña, J	HOU	558
5	Melendez, M	KC	534
6	Miranda, J	MIN	483
7	Rutschman, A	BAL	470
8	Greene, R	DET	418
9	Torkelson, S	DET	404
10	Gonzalez, O	CLE	382

IBB			
#	Player	Team	IBB
1	Rodríguez, J	SEA	4
2	Gonzalez, O	CLE	2
2	Kwan, S	CLE	2
2	Witt Jr., B	KC	2
5	Melendez, M	KC	1
5	Pasquantino, V	KC	1

G			
#	Player	Team	G
1	Witt Jr., B	KC	150
2	Kwan, S	CLE	147
3	Peña, J	HOU	136
4	Rodríguez, J	SEA	132
5	Melendez, M	KC	129
6	Miranda, J	MIN	125
7	Rutschman, A	BAL	113
8	Torkelson, S	DET	110
9	Isbel, K	KC	106
10	Siri, J	2 Teams	104

SAC			
#	Player	Team	SAC
1	Allen, N	OAK	6
2	Pache, C	OAK	3
3	Kwan, S	CLE	2
3	Smith, J	TEX	2
5	Isbel, K	KC	1
5	Peña, J	HOU	1

2022 American League Rookie Pitching Leaders

HR			R			GO/AO			AVG						
#	Player	Team	HR	#	Player	Team	R	#	Player	Team	GO/AO	#	Player	Team	AVG
1	Otto Jr., G	TEX	21	1	Otto Jr., G	TEX	74	1	Bradish, K	BAL	1.18	1	Burke, B	TEX	.211
2	Ryan, J	MIN	20	2	Bradish, K	BAL	68	2	Otto Jr., G	TEX	0.89	1	Ryan, J	MIN	.211
3	Heasley, J	KC	19	3	Heasley, J	KC	67	3	Burke, B	TEX	0.86	3	Detmers, R	LAA	.231
4	Bradish, K	BAL	17	4	Ryan, J	MIN	60	4	Kirby, G	SEA	0.80	4	Brieske, B	DET	.236
5	Brieske, B	DET	14	5	Detmers, R	LAA	56	5	Brieske, B	DET	0.75	4	Otto Jr., G	TEX	.236
6	Detmers, R	LAA	13	6	Kirby, G	SEA	54	6	Heasley, J	KC	0.75	6	Kirby, G	SEA	.264
6	Kirby, G	SEA	13	7	Brieske, B	DET	39	7	Detmers, R	LAA	0.70	7	Bradish, K	BAL	.265
8	Burke, B	TEX	9	8	Burke, B	TEX	25	8	Ryan, J	MIN	0.41	8	Heasley, J	KC	.267

GO			OBP			GIDP			ERA						
#	Player	Team	GO	#	Player	Team	OBP	#	Player	Team	GIDP	#	Player	Team	ERA
1	Otto Jr., G	TEX	134	1	Burke, B	TEX	.275	1	Bradish, K	BAL	16	1	Burke, B	TEX	1.97
2	Bradish, K	BAL	122	2	Ryan, J	MIN	.285	2	Otto Jr., G	TEX	12	2	Kirby, G	SEA	3.39
3	Kirby, G	SEA	110	3	Brieske, B	DET	.293	3	Heasley, J	KC	10	3	Ryan, J	MIN	3.55
4	Detmers, R	LAA	104	4	Kirby, G	SEA	.299	4	Detmers, R	LAA	9	4	Detmers, R	LAA	3.77
5	Heasley, J	KC	100	5	Detmers, R	LAA	.305	4	Kirby, G	SEA	9	5	Brieske, B	DET	4.19
6	Ryan, J	MIN	82	6	Otto Jr., G	TEX	.332	6	Ryan, J	MIN	8	6	Otto Jr., G	TEX	4.64
7	Brieske, B	DET	80	7	Bradish, K	BAL	.340	7	Burke, B	TEX	7	7	Bradish, K	BAL	4.90
8	Burke, B	TEX	69	8	Heasley, J	KC	.346	8	Brieske, B	DET	3	8	Heasley, J	KC	5.28

WHIP			HB			BB			H						
#	Player	Team	WHIP	#	Player	Team	HB	#	Player	Team	BB	#	Player	Team	H
1	Burke, B	TEX	1.06	1	Otto Jr., G	TEX	13	1	Otto Jr., G	TEX	62	1	Kirby, G	SEA	135
2	Ryan, J	MIN	1.10	2	Ryan, J	MIN	10	2	Heasley, J	KC	47	2	Bradish, K	BAL	119
3	Brieske, B	DET	1.20	3	Detmers, R	LAA	8	2	Ryan, J	MIN	47	2	Otto Jr., G	TEX	119
4	Kirby, G	SEA	1.21	4	Bradish, K	BAL	7	4	Bradish, K	BAL	46	4	Ryan, J	MIN	115
5	Detmers, R	LAA	1.21	5	Heasley, J	KC	6	4	Detmers, R	LAA	46	5	Detmers, R	LAA	110
6	Otto Jr., G	TEX	1.33	6	Kirby, G	SEA	5	6	Brieske, B	DET	25	6	Heasley, J	KC	108
7	Bradish, K	BAL	1.40	7	Burke, B	TEX	2	7	Burke, B	TEX	24	7	Brieske, B	DET	73
8	Heasley, J	KC	1.49	8	Heasley, B	DET	1	8	Kirby, G	SEA	22	8	Burke, B	TEX	63


SO			W			L			SV						
#	Player	Team	SO	#	Player	Team	W	#	Player	Team	L	#	Player	Team	SV
1	Ryan, J	MIN	151	1	Ryan, J	MIN	13	1	Heasley, J	KC	10				
2	Kirby, G	SEA	133	2	Kirby, G	SEA	8	1	Otto Jr., G	TEX	10				
3	Detmers, R	LAA	122	3	Burke, B	TEX	7	3	Ryan, J	MIN	8				
4	Bradish, K	BAL	111	3	Detmers, R	LAA	7	4	Bradish, K	BAL	7				
5	Otto Jr., G	TEX	107	3	Otto Jr., G	TEX	7	5	Brieske, B	DET	6				
6	Burke, B	TEX	90	6	Bradish, K	BAL	4	5	Detmers, R	LAA	6				
7	Heasley, J	KC	70	6	Heasley, J	KC	4	7	Burke, B	TEX	5				
8	Brieske, B	DET	54	8	Brieske, B	DET	3	7	Kirby, G	SEA	5				

CG			SHO			GS			G						
#	Player	Team	CG	#	Player	Team	SHO	#	Player	Team	GS	#	Player	Team	G
1	Detmers, R	LAA	1	1	Detmers, R	LAA	1	1	Otto Jr., G	TEX	27	1	Burke, B	TEX	52
								1	Ryan, J	MIN	27	2	Otto Jr., G	TEX	27
								3	Detmers, R	LAA	25	2	Ryan, J	MIN	27
								3	Kirby, G	SEA	25	4	Detmers, R	LAA	25
								5	Bradish, K	BAL	23	4	Kirby, G	SEA	25
								6	Heasley, J	KC	21	6	Bradish, K	BAL	23
								7	Brieske, B	DET	15	7	Heasley, J	KC	21
												8	Brieske, B	DET	15

IP			WPCT			HLD			OPS						
#	Player	Team	IP	#	Player	Team	WPCT	#	Player	Team	HLD	#	Player	Team	OPS
1	Ryan, J	MIN	147.0	1	Ryan, J	MIN	.619	1	Burke, B	TEX	9	1	Burke, B	TEX	.631
2	Otto Jr., G	TEX	135.2	2	Kirby, G	SEA	.615					2	Ryan, J	MIN	.664
3	Kirby, G	SEA	130.0	3	Burke, B	TEX	.583					3	Detmers, R	LAA	.682
4	Detmers, R	LAA	129.0	4	Detmers, R	LAA	.538					4	Kirby, G	SEA	.692
5	Bradish, K	BAL	117.2	5	Otto Jr., G	TEX	.412					5	Brieske, B	DET	.704
6	Heasley, J	KC	104.0	6	Bradish, K	BAL	.364					6	Otto Jr., G	TEX	.734
7	Burke, B	TEX	82.1	7	Brieske, B	DET	.333					7	Bradish, K	BAL	.759
8	Brieske, B	DET	81.2	8	Heasley, J	KC	.286					8	Heasley, J	KC	.824

2023 NOTES





OPPONENTS

Buck Showalter of the Mets was named 2022 National League Manager of the Year in voting of the Baseball Writers' Association of America. New York finished 101-61 (.623), tied with the Braves for the second-best record in the National League behind the Dodgers (111-51, .685), but was eliminated by the Padres in the best-of-3 Wild Card Series. By winning Manager of the Year honors for the fourth time, Showalter tied one record and established another. His previous victories were in the American League, in 1994 with the Yankees, in 2004 with the Rangers and in 2014 with the Orioles. He joined Bobby Cox and Tony La Russa as the only 4-time winners of the award. Showalter's victory for a fourth different club broke the tie he had shared with La Russa. It also marked the first victory for a Mets manager since the BBWAA started voting in 1983. Runners-up in the voting for the Mets were Davey Johnson in 1984 and 1986 and Willie Randolph in 2006. In 2022, no manager was named on every ballot.



REDS vs NATIONAL LEAGUE OPPONENTS, ALL-TIME

YR	ARI	ATL	CHC	COL	MIA	HOU	LA	MIL	WSH	NY	PHI	PIT	StL	SD	SF
1890	---	8-11	8-12	---	---	---	7-9	---	---	---	11-9	16-4	---	---	14-6
1891	---	9-11	6-14	---	---	---	10-9	---	---	---	9-11	10-10	---	---	5-13
1892	---	5-8	7-6	---	---	---	8-6	---	---	---	5-9	5-9	12-2	---	8-6
1893	---	6-6	7-5	---	---	---	8-4	---	---	---	1-9	3-9	7-5	---	6-6
1894	---	4-8	6-6	---	---	---	6-6	---	---	---	3-8	5-7	7-5	---	5-7
1895	---	7-5	7-5	---	---	---	7-5	---	---	---	4-8	4-8	9-3	---	4-8
1896	---	6-5	6-4	---	---	---	10-2	---	---	---	8-4	5-7	12-0	---	6-6
1897	---	3-9	7-5	---	---	---	5-7	---	---	---	8-4	5-7	11-1	---	7-5
1898	---	4-9	8-6	---	---	---	11-3	---	---	---	7-7	12-2	12-2	---	6-8
1899	---	4-10	6-8	---	---	---	6-7	---	---	---	4-10	10-3	5-8	---	9-5
1900	---	7-13	11-9	---	---	---	4-15	---	---	---	9-11	12-8	12-8	---	7-13
1901	---	8-11	10-10	---	---	---	6-14	---	---	---	4-16	7-13	9-11	---	8-12
1902	---	9-11	8-12	---	---	---	8-12	---	---	---	13-7	5-15	13-7	---	14-6
1903	---	13-7	11-9	---	---	---	10-10	---	---	---	12-8	4-16	12-7	---	12-8
1904	---	15-7	8-13	---	---	---	14-8	---	---	---	16-6	11-11	14-8	---	10-12
1905	---	14-8	10-12	---	---	---	18-4	---	---	---	13-9	9-13	10-12	---	5-16
1906	---	10-11	4-18	---	---	---	14-8	---	---	---	11-11	8-14	12-9	---	5-16
1907	---	13-9	5-17	---	---	---	7-15	---	---	---	8-13	10-12	14-8	---	9-13
1908	---	14-8	6-16	---	---	---	16-6	---	---	---	10-12	8-14	11-11	---	8-14
1909	---	17-5	6-16	---	---	---	17-5	---	---	---	9-12	7-15	12-10	---	9-13
1910	---	14-8	6-16	---	---	---	15-7	---	---	---	10-12	10-12	12-10	---	8-14
1911	---	17-4	8-14	---	---	---	11-11	---	---	---	10-12	10-12	6-16	---	8-14
1912	---	11-11	10-11	---	---	---	16-6	---	---	---	8-14	11-11	13-9	---	6-16
1913	---	14-8	9-13	---	---	---	13-9	---	---	---	5-17	8-13	10-12	---	5-17
1914	---	8-14	5-17	---	---	---	11-11	---	---	---	9-13	8-14	10-12	---	9-13
1915	---	7-15	9-13	---	---	---	11-11	---	---	---	9-13	12-10	14-8	---	9-13
1916	---	9-13	13-9	---	---	---	7-15	---	---	---	5-17	13-9	8-14	---	5-16
1917	---	12-10	14-8	---	---	---	12-10	---	---	---	8-14	12-10	9-13	---	11-11
1918	---	8-10	7-10	---	---	---	12-6	---	---	---	12-7	4-12	13-8	---	12-7
1919	---	16-4	12-8	---	---	---	13-7	---	---	---	15-5	14-6	14-6	---	12-8
1920	---	12-9	13-9	---	---	---	12-10	---	---	---	14-8	12-10	13-9	---	6-16
1921	---	9-13	9-13	---	---	---	11-10	---	---	---	13-9	8-14	12-10	---	8-14
1922	---	17-5	11-11	---	---	---	14-8	---	---	---	15-7	11-11	8-14	---	10-12
1923	---	15-7	13-9	---	---	---	14-8	---	---	---	19-3	8-14	10-12	---	12-10
1924	---	10-12	13-9	---	---	---	10-12	---	---	---	16-5	12-10	13-9	---	9-13
1925	---	13-9	12-10	---	---	---	10-12	---	---	---	16-6	8-13	12-10	---	9-13
1926	---	10-12	9-13	---	---	---	18-4	---	---	---	16-6	13-9	14-8	---	7-15
1927	---	18-4	8-14	---	---	---	10-11	---	---	---	16-6	8-14	8-14	---	7-15
1928	---	12-10	9-13	---	---	---	12-10	---	---	---	13-7	12-10	12-10	---	8-14
1929	---	14-8	8-14	---	---	---	11-11	---	---	---	11-11	9-13	3-19	---	10-12
1930	---	9-13	11-11	---	---	---	9-13	---	---	---	12-10	8-14	3-19	---	7-15
1931	---	14-8	8-14	---	---	---	12-10	---	---	---	9-13	6-16	2-20	---	7-15
1932	---	13-9	10-12	---	---	---	7-15	---	---	---	9-13	8-14	6-16	---	7-15
1933	---	10-12	11-11	---	---	---	12-10	---	---	---	7-14	7-15	7-15	---	4-17

YR	ARI	ATL	CHC	COL	MIA	HOU	LA	MIL	WSH	NY	PHI	PIT	StL	SD	SF
1934	--	7-15	8-14	--	--	--	9-13	--	--	--	9-10	7-15	6-16	--	6-16
1935	--	12-10	8-14	--	--	--	11-11	--	--	--	13-9	8-13	8-14	--	8-14
1936	--	9-13	12-10	--	--	--	13-9	--	--	--	13-9	8-14	10-12	--	9-13
1937	--	11-11	8-14	--	--	--	10-12	--	--	--	11-11	1-21	7-15	--	8-14
1938	--	9-11	11-11	--	--	--	13-9	--	--	--	14-7	10-12	13-9	--	12-9
1939	--	16-6	12-10	--	--	--	12-10	--	--	--	19-3	16-6	11-11	--	11-11
1940	--	12-9	16-6	--	--	--	14-8	--	--	--	15-7	16-6	12-10	--	15-7
1941	--	13-9	14-8	--	--	--	8-14	--	--	--	16-6	12-10	10-12	--	15-7
1942	--	16-5	9-13	--	--	--	7-15	--	--	--	16-6	12-9	7-15	--	9-13
1943	--	11-11	13-9	--	--	--	9-13	--	--	--	19-3	9-13	10-12	--	16-6
1944	--	14-8	13-9	--	--	--	14-8	--	--	--	13-9	12-10	8-14	--	15-7
1945	--	12-10	1-21	--	--	--	11-11	--	--	--	12-10	10-12	9-13	--	6-16
1946	--	7-15	9-13	--	--	--	8-14	--	--	--	8-14	13-9	8-14	--	14-8
1947	--	9-13	10-12	--	--	--	7-15	--	--	--	13-9	13-9	8-14	--	13-9
1948	--	8-13	12-10	--	--	--	4-18	--	--	--	11-11	9-13	10-12	--	10-12
1949	--	10-12	13-9	--	--	--	5-17	--	--	--	13-9	9-13	5-17	--	7-15
1950	--	5-17	17-4	--	--	--	10-12	--	--	--	4-18	12-10	7-15	--	11-11
1951	--	12-10	12-10	--	--	--	8-14	--	--	--	11-11	12-10	8-14	--	5-17
1952	--	13-9	9-13	--	--	--	5-17	--	--	--	10-12	16-6	10-12	--	6-16
1953	--	8-14	10-12	--	--	--	7-15	--	--	--	12-10	15-7	7-15	--	9-13
1954	--	10-12	14-8	--	--	--	6-16	--	--	--	14-8	15-7	8-14	--	7-15
1955	--	9-13	11-11	--	--	--	10-12	--	--	--	11-11	14-8	11-11	--	9-13
1956	--	9-13	16-6	--	--	--	11-11	--	--	--	11-11	17-5	13-9	--	14-8
1957	--	4-18	15-7	--	--	--	10-12	--	--	--	16-6	14-8	9-13	--	12-10
1958	--	5-17	12-10	--	--	--	11-11	--	--	--	15-7	10-12	12-10	--	11-11
1959	--	11-11	13-9	--	--	--	13-9	--	--	--	9-13	9-13	11-11	--	8-14
1960	--	9-13	12-10	--	--	--	12-10	--	--	--	9-13	6-16	8-14	--	11-11
1961	--	15-7	10-12	--	--	--	12-10	--	--	--	19-3	11-11	14-8	--	12-10
1962	--	13-5	14-4	--	--	13-5	9-9	--	--	13-5	8-10	13-5	8-10	--	7-11
1963	--	10-8	9-9	--	--	11-7	8-10	--	--	10-8	8-10	11-7	11-7	--	8-10
1964	--	9-9	12-6	--	--	12-6	14-4	--	--	11-7	9-9	8-10	10-8	--	7-11
1965	--	12-6	11-7	--	--	12-6	6-12	--	--	11-7	13-5	8-10	10-8	--	6-12
1966	--	8-10	12-6	--	--	4-14	6-12	--	--	10-7	10-8	8-10	11-7	--	7-10
1967	--	13-5	6-12	--	--	15-3	8-10	--	--	12-6	10-8	10-8	5-13	--	8-10
1968	--	8-10	11-7	--	--	9-9	9-9	--	--	10-8	11-7	10-8	7-11	--	8-10
1969	--	6-12	6-6	--	--	9-9	10-8	--	8-4	6-6	10-2	5-7	8-4	11-7	10-8
1970	--	13-5	5-7	--	--	15-3	13-5	--	7-5	8-4	7-5	8-4	9-3	8-10	9-9
1971	--	9-9	6-6	--	--	5-13	7-11	--	7-5	8-4	5-7	5-7	8-4	10-8	9-9
1972	--	9-9	4-8	--	--	11-6	9-5	--	8-4	8-4	10-2	8-4	10-2	8-10	10-5
1973	--	13-5	4-8	--	--	11-7	11-7	--	8-4	8-4	8-4	7-5	6-6	13-5	10-8
1974	--	11-7	7-5	--	--	14-4	6-12	--	6-6	9-3	8-4	8-4	6-6	12-6	11-7
1975	--	15-3	11-1	--	--	13-5	8-10	--	8-4	8-4	7-5	6-6	8-4	11-7	13-5
1976	--	12-6	9-3	--	--	12-6	13-5	--	9-3	6-6	5-7	8-4	6-6	13-5	9-9
1977	--	14-4	5-7	--	--	5-13	10-8	--	7-5	10-2	8-4	3-9	5-7	11-7	10-8
1978	--	12-6	5-7	--	--	11-7	9-9	--	8-4	7-5	7-5	4-7	8-4	9-9	12-6
1979	--	12-6	5-7	--	--	8-10	11-7	--	6-6	8-4	8-4	8-4	8-4	10-7	6-12



OPPONENTS

YR	ARI	ATL	CHC	COL	MIA	HOU	LA	MIL	WSH	NY	PHI	PIT	StL	SD	SF
1980	--	16-2	5-7	--	--	8-10	9-9	--	3-9	8-4	7-5	6-6	5-7	15-3	7-11
1981	--	5-6	5-1	--	--	8-4	8-8	--	5-4	7-3	5-2	4-2	0-5	10-2	9-5
1982	--	4-14	6-6	--	--	7-11	7-11	--	4-8	7-5	5-7	4-8	5-7	6-12	6-12
1983	--	6-12	8-4	--	--	5-13	7-11	--	4-8	7-5	6-6	6-6	6-6	9-9	10-8
1984	--	5-13	5-7	--	--	8-10	7-11	--	7-5	3-9	5-7	7-5	4-8	7-11	12-6
1985	--	11-7	6-5	--	--	11-7	7-11	--	8-4	4-8	7-5	9-3	5-7	9-9	12-6
1986	--	12-6	7-5	--	--	4-14	10-8	--	7-5	4-8	7-5	10-2	7-5	9-9	9-9
1987	--	10-8	6-6	--	--	13-5	10-8	--	6-6	7-5	5-7	4-8	4-8	12-6	7-11
1988	--	13-5	6-6	--	--	9-9	7-11	--	5-7	4-7	9-3	7-5	6-6	10-8	11-7
1989	--	10-8	5-7	--	--	8-10	8-10	--	4-8	4-8	4-8	7-5	8-4	9-9	8-10
1990	--	10-8	8-4	--	--	11-7	9-9	--	9-3	6-6	7-5	6-6	9-3	9-9	7-11
1991	--	7-11	8-4	--	--	9-9	6-12	--	6-6	5-7	9-3	2-10	4-8	8-10	10-8
1992	--	9-9	7-5	--	--	10-8	11-7	--	5-7	7-5	7-5	6-6	7-5	11-7	10-8
1993	--	3-10	5-7	9-4	7-5	6-7	5-8	--	4-8	6-6	4-8	8-4	5-7	9-4	2-11
1994	--	5-5	7-5	4-4	7-5	4-6	3-6	--	4-2	2-4	4-2	9-3	2-2	8-2	7-2
1995	--	5-8	7-3	5-7	6-6	12-1	4-3	--	8-4	7-5	9-3	8-5	8-5	3-6	3-3
1996	--	5-7	8-5	7-6	3-9	7-6	4-8	--	3-9	6-6	10-2	5-8	5-8	9-3	9-4
1997	--	2-9	5-7	5-6	5-6	5-7	6-5	<u>*3-0</u>	6-5	2-9	8-3	8-4	6-6	5-6	4-7
1998	5-4	2-7	5-6	4-5	9-0	3-8	5-4	6-5	8-1	3-6	4-5	5-7	8-3	1-11	2-7
1999	8-1	1-8	8-5	7-2	6-1	9-4	4-3	6-6	4-3	5-5	6-3	7-6	8-4	6-3	4-5
2000	5-2	5-2	8-4	6-3	3-6	7-5	4-5	5-8	6-3	5-4	3-4	7-6	7-6	4-5	3-6
2001	1-5	2-4	4-13	3-6	4-2	6-11	4-2	6-10	4-2	4-2	2-4	9-8	7-10	2-4	4-2
2002	0-6	2-4	12-5	3-3	5-1	6-11	4-2	13-6	1-5	2-4	2-4	11-7	8-11	5-1	2-4
2003	2-7	3-3	7-10	4-2	2-4	5-12	2-4	8-10	2-4	2-4	5-4	5-11	9-7	3-3	3-3
2004	3-3	4-2	8-9	3-3	4-2	6-11	4-2	10-8	4-2	3-3	3-3	9-10	5-14	2-4	3-3
2005	4-2	3-7	9-6	3-3	2-4	4-12	3-4	6-10	5-1	3-3	3-4	9-7	5-11	4-2	3-5
2006	2-4	3-4	9-10	5-1	4-2	10-5	0-6	9-10	5-1	3-4	2-4	9-7	9-6	2-4	2-5
2007	4-2	6-1	9-9	2-4	4-3	4-11	2-4	8-7	1-6	2-5	2-4	9-7	6-9	2-4	4-3
2008	4-2	3-3	7-8	1-5	6-2	3-12	1-7	10-8	4-3	3-4	3-5	6-9	5-10	4-3	5-1
2009	5-1	6-3	5-10	0-7	3-3	12-4	1-5	8-7	3-4	2-4	2-5	13-5	8-8	1-6	3-3
2010	5-2	2-3	12-4	2-5	5-2	10-5	5-4	11-3	4-3	4-2	2-5	10-6	6-12	2-4	3-4
2011	2-4	3-3	11-7	3-4	3-3	9-6	4-2	8-8	4-2	2-5	1-7	5-10	9-6	4-2	5-2
2012	5-2	5-1	12-4	5-1	3-3	<u>10-5</u>	2-4	9-6	2-5	6-2	3-4	11-7	7-8	6-2	4-3
2013	4-3	3-4	14-5	2-4	6-1	<u>*3-0</u>	4-3	10-9	3-4	4-2	4-2	8-11	8-11	3-3	6-1
2014	4-3	2-5	11-8	3-4	4-3	--	3-4	10-9	3-3	2-4	3-3	12-7	7-12	1-5	5-2
2015	1-6	4-3	6-13	2-4	3-4	--	1-6	9-10	5-1	0-7	4-2	11-8	7-12	2-4	2-5
2016	3-3	4-3	4-15	5-2	3-4	<u>*1-2</u>	2-5	11-8	3-4	0-6	4-2	9-10	9-10	3-4	3-3
2017	3-3	3-3	7-12	3-4	2-5	--	0-6	8-11	1-6	3-4	4-2	13-6	9-10	3-4	4-3
2018	3-3	4-3	8-11	2-4	2-5	--	6-1	6-13	1-6	3-3	3-4	5-14	7-12	3-4	4-2
2019	3-3	4-3	11-8	3-3	6-1	<u>*3-0</u>	1-5	8-11	1-5	3-4	3-4	7-12	7-12	5-2	4-3
2020	--	--	4-6	--	--	--	--	6-4	--	--	--	7-3	4-6	--	--
2021	1-5	3-4	11-8	5-2	5-2	--	3-3	9-10	5-2	3-3	4-2	13-6	10-9	1-6	1-6
<u>2022</u>	4-3	3-4	8-11	2-4	4-3	--	0-7	6-13	3-4	1-5	1-6	7-12	7-12	0-6	4-2
Wins	81	1171	1171	108	126	446	1105	209	262	327	1141	1175	1108	343	1028
Losses	79	1085	1197	112	97	401	1145	210	238	299	966	1198	1218	302	1226

* Total record reflects games vs Hou & Mil when those teams were in the American League



2022: 74-88
4TH, NL WEST

Sweep Information

Last Sweep by Reds

	at Cin	at Ari
2-Game:	None	None
3-Game:	7/6-8/07	8/27-29/12
4-Game:	None	None
DH:	None	None

Last Sweep by Diamondbacks

	at Cin	at Ari
2-Game:	None	None
3-Game:	4/20-22/21	6/20-22/03
4-Game:	8/20-23/15	None
DH:	None	None

Series Highs

Runs Scored by Cin (Game)
 17 (8/19/2005, 17-3 at Cin)

Runs Scored by Ari (Game)
 14 (4/22/21, 11-14 at Cin)

Longest Game
 15 Inn. (7/28/2014 at Cin, 21 loss)

Win Streak by Cin (Season)
 6g (6/21-7/1, 1999)

Win Streak by Ari (Season)
 6g (8/13-8/22, 2002)

REGULAR SEASON RECORD VS DIAMONDBACKS

All-Time Since 1998: 81-79
 At Riverfront / Cinergy Field: 9-12
 At Great American Ball Park: 29-33
 At Bank One / Chase Field: 43-34
 In 2022: 4-3
 At Great American Ball Park: 2-2
 At Chase Field: 2-1



MANAGER

Torey Lovullo
 7th season at Ari (411-459)
 7th in MLB (411-459)

2023 SCHEDULE

Fri, 7/21 at Cin 7:10
 Sat, 7/22 at Cin 4:10
 Sun, 7/23 at Cin 1:40
 Thu, 8/24 at Ari 9:40
 Fri, 8/25 at Ari 9:40
 Sat, 8/26 at Ari 8:10
 Sun, 8/27 at Ari 4:10

All times eastern

2022 RESULTS

6/6 at Cin W, 7-0 (7) **GREENE** / Bumgarner
 6/7 at Cin W, 14-8 Ashcraft / Gilbert
 6/8 at Cin L, 0-7 Kelly / Minor
 6/9 at Cin L, 4-5 Melancon/Santillan/Kennedy
 6/13 at Ari ... W, 5-4 Minor / Kelly / Strickland
 6/14 at Ari ... W, 5-3 (12) .. Cessa / Poppen / Kuhnel
 6/15 at Ari ... L, 4-7 Ramirez / Warren

2021 RESULTS

4/9 at Ari W, 6-5 (10) Pérez / Young / Garrett
 4/10 at Ari ... L, 3-8 RiSmith / Hoffman
 4/11 at Ari ... L, 0-7 Weaver / De León
 4/20 at Cin Suspended in 8th, completed 4/21
 4/21 at Cin .. L, 4-5 Bukauskas/Garrett/Crichton
 4/21 at Cin .. L, 5-8 (10) Clarke / Pérez
 4/22 at Cin .. L, 11-14 (10) CSmith / Sims

REDS VS DIAMONDBACKS SINCE 1998

1998 5-4	2003 2-7	2008 4-2	2013 4-3	2018 3-3
1999 8-1	2004 3-3	2009 5-1	2014 4-3	2019 3-3
2000 5-2	2005 4-2	2010 5-2	2015 1-6	2020 ... COVID
2001 1-5	2006 2-4	2011 2-4	2016 3-3	2021 1-5
2002 0-6	2007 4-2	2012 5-2	2017 3-3	2022 4-3



2022: 101-61
1ST, NL EAST
 Lost to Phi in NLDS, 3-1

Sweep Information
Last Sweep by Reds

	at Cin	at Atl
2-Game:	9/28-29/87	4/15-16/86
3-Game:	5/30-6/1/08	9/4-6/09
4-Game:	5/21-24/12	9/18-21/75
DH:	6/20/86	9/9/73

Last Sweep by Braves

	at Cin	at Atl
2-Game:	7/18-19/01	5/19-20/10
		[^] 9/30-10/1/20
3-Game:	9/15-17/95	4/25-27/14
4-Game:	5/31-6/3/84 (5g)	#6/18-20/48
DH:	6/12/90	6/21/89

Includes doubleheader
 ^ 2020 NL Wild Card Series

Series Highs
Runs Scored by Cin (Game)

26 (6/4/1911, 26-3 at Cin)

Runs Scored by Atl (Game)

17 (5/1/1985, 17-9 at Cin)

Longest Game

17 Inn. (7/28/1989 at Atl)

Win Streak by Cin (Season)

11g (6/18-9/28, 1975)

Win Streak by Atl (Season)

10g (4/6-7/2, 1983)

REGULAR SEASON RECORD VS BRAVES *

Record Since 1900:	1,115-1,003
At League Park II:	8-11
At Palace of the Fans:	77-29
At Crosley Field:	335-294
At Riverfront / Cinergy Field:	129-119
At Great American Ball Park:	40-29
At South End Grounds:	81-80
At Braves Field:	202-201
At Milwaukee County Stadium:	63-72
At Fulton County Stadium:	144-118
At Turner Field:	27-42
At SunTrust / Truist Park:	9-8
In 2022:	3-4
At Great American Ball Park:	1-2
At SunTrust Park:	2-2
* 1,171 - 1,085 since 1890	


MANAGER

Brian Snitker
 8th season at Atl (542-451)
 8th in MLB (542-451)

2023 SCHEDULE

Mon, 4/10 at Atl	7:20
Tue, 4/11 at Atl	7:20
Wed, 4/12 at Atl	7:20
Fri, 6/23 at Cin	6:40
Sat, 6/24 at Cin	4:10
Sun, 6/25 at Cin	1:40

All times eastern

2022 RESULTS

4/7 at Atl	W, 6-3	Mahle / Fried / Santillan
4/8 at Atl	L, 6-7	Morton / Sanmartin
4/9 at Atl	L, 1-2	Wright / Gutierrez / Smith
4/10 at Atl	W, 6-3	Greene / Anderson / Warren
7/1 at Cin	L, 1-9	Fried / Minor
7/2 at Cin	L, 1-4	Strider / Mahle / Smith
7/3 at Cin	W, 4-3	Strickland / Minter

2021 RESULTS

6/24 at Cin	W, 5-3	Santillan / Chavez / Brach
6/25 at Cin	L, 2-3	Smyly / Gutierrez / Smith
6/26 at Cin	W, 4-1	Castillo / Anderson / Garrett
6/27 at Cin	L, 0-4	Muller / Mahle
8/10 at Atl	L, 2-3	Smyly / Hembree / Smith
8/11 at Atl	L, 6-8 (11)	Santana / Sims
8/12 at Atl	W, 12-3	Gutierrez / Muller

2020 WILD CARD SERIES RESULTS

Game 1, 9/30	L, 0-1 (13)	Minter / Bradley
Game 2, 10/1	L, 0-5	Anderson / Castillo

REDS VS BRAVES SINCE 1900

1900 7-13	1921 9-13	1942 16-5	1963 10-8	1984 5-13	2005 3-7
1901 8-11	1922 17-5	1943 11-11	1964 9-9	1985 11-7	2006 3-4
1902 9-11	1923 15-7	1944 14-8	1965 12-6	1986 12-6	2007 6-1
1903 13-7	1924 10-12	1945 12-10	1966 8-10	1987 10-8	2008 3-3
1904 15-7	1925 13-9	1946 7-15	1967 13-5	1988 13-5	2009 6-3
1905 14-8	1926 10-12	1947 9-13	1968 8-10	1989 10-8	2010 2-3
1906 10-11	1927 18-4	1948 8-13	1969 6-12	1990 10-8	2011 3-3
1907 13-9	1928 12-10	1949 10-12	1970 13-5	1991 7-11	2012 5-1
1908 14-8	1929 14-8	1950 5-17	1971 9-9	1992 9-9	2013 3-4
1909 17-5	1930 9-13	1951 12-10	1972 9-9	1993 3-10	2014 2-5
1910 14-8	1931 14-8	1952 13-9	1973 13-5	1994 5-5	2015 4-3
1911 17-4	1932 13-9	1953 8-14	1974 11-7	1995 5-8	2016 4-3
1912 11-11	1933 10-12	1954 10-12	1975 15-3	1996 5-7	2017 3-3
1913 14-8	1934 7-15	1955 9-13	1976 12-6	1997 2-9	2018 4-3
1914 8-14	1935 12-10	1956 9-13	1977 14-4	1998 2-7	2019 4-3
1915 7-15	1936 9-13	1957 4-18	1978 12-6	1999 1-8	2020 .. COVID
1916 9-13	1937 11-11	1958 5-17	1979 12-6	2000 5-2	2021 3-4
1917 12-10	1938 9-11	1959 11-11	1980 16-2	2001 2-4	2022 3-4
1918 8-10	1939 16-6	1960 9-13	1981 5-6	2002 2-4	
1919 16-4	1940 12-9	1961 15-7	1982 4-14	2003 3-3	
1920 12-9	1941 13-9	1962 13-5	1983 6-12	2004 4-2	



2022: 74-88
3RD, NL CENTRAL

Sweep Information

Last Sweep by Reds

	at Cin	at Chi
2-Game:	5/16-17/11	5/14-15/66
3-Game:	7/2-4/21	8/12-14/13
4-Game:	6/21-24/18	#8/16-18/68
DH:	7/8/2014	8/18/68

Last Sweep by Cubs

	at Cin	at Chi
2-Game:	4/24-26/15	7/21-22/04
3-Game:	6/27-29/16	9/30-10/2/22
4-Game:	9/27-30/37	8/23-26/18
DH:	7/9/72	8/28/84

Includes doubleheader

Series Highs

Runs Scored by Cin (Game)

23 (7/16/1949, 23-4 at Cin)

Runs Scored by Chi (Game)

22 (8/13/1937, 22-6 at Chi)

Longest Game

18 Inn. (4x, Last: 5/10/1979 at Chi)

Win Streak by Cin (Single Season)

8g (6/19-9/1, 1917)

Win Streak by Chi (Single Season)

15g (4/25-8/3, 1945)

REGULAR SEASON RECORD VS CUBS *

Record Since 1900:	1,103-1,126
At League Park I & II:	9-8
At Palace of the Fans:	42-66
At Crosley Field:	342-272
At Riverfront / Cinergy Field:	107-89
At Great American Ball Park:	89-80
At Dyersville, Iowa Field of Dreams	0-1
At West Side Grounds:	55-118
At Wrigley Field:	459-492
In 2022:	8-11
At Great American Ball Park:	5-4
At Dyersville, Iowa Field of Dreams	0-1
At Wrigley Field:	3-6

* 1,171 - 1,197 since 1890



MANAGER

David Ross
 4th season at Chi (179-205)
 4th in MLB (179-205)

2023 SCHEDULE

Mon, 4/3 at Cin	6:40
Tue, 4/4 at Cin	6:40
Wed, 4/5 at Cin	12:35
Fri, 5/26 at Chi	2:20
Sat, 5/27 at Chi... FOX, 7:15	
Sun, 5/28 at Chi	2:20
Mon, 7/31 at Chi	8:05
Tue, 8/1 at Chi	8:05
Wed, 8/2 at Chi	8:05
Thu, 8/3 at Chi	8:05
Fri, 9/1 at Cin	6:40
Sat, 9/2 at Cin	6:40
Sun, 9/3 at Cin	12:10

All times eastern

2022 RESULTS

5/23 at Cin ... L, 4-7	Smyly / Gutierrez / Robertson
5/24 at Cin ... L, 4-11	Stroman / Mahle / Gsellman
5/25 at Cin ... W, 4-3	Castillo/Hendricks/Strickland
5/26 at Cin ... W, 20-5	Greene / Steele
6/28 at Chi ... W, 5-3 ...	Castillo/Thompson/Strickland
6/29 at Chi ... L, 3-8	Steele / Greene
6/30 at Chi ... L, 7-15	Hendricks / Ashcraft
8/11 at Cin* .. L, 2-4	Smyly / Lodolo / Wick
8/13 at Cin ... L, 2-7	Newcomb / Ashcraft
8/14 at Cin ... W, 8-5	Kuhnel / Espinoza / Diaz
9/6 at Chi ... L, 3-9	Wesneski / Gibaut
9/7 at Chi ... W, 7-1	Minor / Assad
9/8 at Chi ... W, 4-3	Diaz / Leiter / Gibaut
9/30 at Chi ... L, 1-6	Sampson / Ashcraft
10/1 at Chi ... L, 1-2	Miley / Law / Hughes
10/2 at Chi ... L, 1-8	Stroman / Anderson
10/3 at Cin ... W, 3-1	Greene / Wesneski / Diaz
10/4 at Cin ... W, 3-2	Diaz / Hughes
10/5 at Cin ... L, 2-15	Alzolay / Ashcraft

* Field of Dreams, Dyersville, IA

REDS VS CUBS SINCE 1900

1900 11-9	1921 9-13	1942 9-13	1963 9-9	1984 5-7	2005 9-6
1901 10-10	1922 11-11	1943 13-9	1964 12-6	1985 6-5	2006 9-10
1902 8-12	1923 13-9	1944 13-9	1965 11-7	1986 7-5	2007 9-9
1903 11-9	1924 13-9	1945 1-21	1966 12-6	1987 6-6	2008 7-8
1904 8-13	1925 12-10	1946 9-13	1967 6-12	1988 6-6	2009 5-10
1905 10-12	1926 9-13	1947 10-12	1968 11-7	1989 5-7	2010 12-4
1906 4-18	1927 8-14	1948 12-10	1969 6-6	1990 8-4	2011 11-7
1907 5-17	1928 9-13	1949 13-9	1970 5-7	1991 8-4	2012 12-4
1908 6-16	1929 8-14	1950 17-4	1971 6-6	1992 7-5	2013 14-5
1909 6-16	1930 11-11	1951 12-10	1972 4-8	1993 5-7	2014 11-8
1910 6-16	1931 8-14	1952 9-13	1973 4-8	1994 7-5	2015 6-13
1911 8-14	1932 10-12	1953 10-12	1974 7-5	1995 7-3	2016 4-15
1912 10-11	1933 11-11	1954 14-8	1975 11-1	1996 8-5	2017 7-12
1913 9-13	1934 8-14	1955 11-11	1976 9-3	1997 5-7	2018 8-11
1914 5-17	1935 8-14	1956 16-6	1977 5-7	1998 5-6	2019 11-8
1915 9-13	1936 12-10	1957 15-7	1978 5-7	1999 8-5	2020 4-6
1916 13-9	1937 8-14	1958 12-10	1979 5-7	2000 8-4	2021 11-8
1917 14-8	1938 11-11	1959 13-9	1980 5-7	2001 4-13	2022 8-11
1918 7-10	1939 12-10	1960 12-10	1981 5-1	2002 12-5	
1919 12-8	1940 16-6	1961 10-12	1982 6-6	2003 7-10	
1920 13-9	1941 14-8	1962 14-4	1983 8-4	2004 8-9	

OPPONENTS



2022: 68-94
5TH, NL WEST

Sweep Information

Last Sweep by Reds

	at Cin	at Col
2-Game:	None	None
3-Game:	6/11-13/21	7/27-29/12
4-Game:	7/13-16/06	None
DH:	8/17/96	*8/25/97

Last Sweep by Rockies

	at Cin	at Col
2-Game:	None	*7/23/98
3-Game:	7/31-8/2/09	4/29-5/1/22
4-Game:	None	9/6-9/10
DH:	None	*8/17/14

* Day-night doubleheader

Series Highs

Runs Scored by Cin (Game)

24 (5/19/1999, 24-12 at Col)

Runs Scored by Col (Game)

17 (7/26/15, 17-7 at Col)

Longest Game

13 Inn. (6/7/2018 vs Col)

Win Streak by Cin (Single Season)

5g (3x, Last: 5/15-6/13, 2021)

Win Streak by Col (Single Season)

7g (7/31-9/10, 2009)

REGULAR SEASON RECORD VS ROCKIES

All-Time Since 1993:	108-112
At Riverfront / Cinergy Field:	31-18
At Great American Ball Park:	33-26
At Mile High Stadium:	3-7
At Coors Field:	41-58
In 2022:	2-4
At Great American Ball Park:	2-1
At Coors Field:	0-3



MANAGER

Bud Black

7th season at Col (417-453)
16th in MLB (1,066-1,166)

2023 SCHEDULE

Mon, 5/15 at Col	8:40
Tue, 5/16 at Col	8:40
Wed, 5/17 at Col	3:10
Mon, 6/19 at Cin	7:10
Tue, 6/20 at Cin	7:10
Wed, 6/21 at Cin	12:35

All times eastern

2022 SCHEDULE & RESULTS

4/29 at Col	L, 4-10	Senzatela / Greene
4/30 at Col	L, 3-4	Kuhl / Warren / Bard
5/1 at Col	L, 1-10	Freeland / Sanmartin
9/2 at Cin	W, 3-2	Díaz / Colomé
9/3 at Cin		Postponed, played 9/4
9/4 at Cin	L, 4-8	Márquez / Kuhnel
9/4 at Cin	W, 10-0	Law / Ureña

2021 RESULTS

5/13 at Col ...	L, 8-13	González / Castillo
5/14 at Col ...	L, 6-9	Márquez / Miley / Bard
5/15 at Col ...	W, 6-5 (12)	Sims / Santos / Hembree
5/16 at Col ...	W, 7-6	Doolittle / Givens / Antone
6/11 at Cin ...	W, 11-5	Mahle / Freeland
6/12 at Cin ...	W, 10-3	Miley / Márquez
6/13 at Cin ...	W, 6-2	Hendrix / Senzatela

REDS VS ROCKIES SINCE 1993

1993	9-4	1998	4-5	2003	4-2	2008	1-5	2013	2-4	2018	2-4
1994	4-4	1999	7-2	2004	3-3	2009	0-7	2014	3-4	2019	3-3
1995	5-7	2000	6-3	2005	3-3	2010	2-5	2015	2-4	2020 ...	COVID
1996	7-6	2001	3-6	2006	5-1	2011	3-4	2016	5-2	2021	5-2
1997	5-6	2002	3-3	2007	2-4	2012	5-1	2017	3-4	2022	2-4



2022: 111-51
1ST, NL WEST
 Lost to SD in NLDS, 3-1

Sweep Information

Last Sweep by Reds

	at Cin	at LAD
2-Game:	5/7-8/96	9/23-24/92
3-Game:	9/6-8/13	6/13-15/11
4-Game:	#9/22-24/69	5/10-13/18
DH:	8/8/86	8/16/61

Last Sweep by Dodgers

	at Cin	at LAD
2-Game:	9/26-27/83	7/20-21/98
3-Game:	6/21-23/22	4/15-17/19
4-Game:	#6/6-8/52	4/14-17/22
DH:	6/30/78	8/9/70

Includes doubleheader

Series Highs

Runs Scored by Cin (Game)

23 (6/8/1940, 23-2 at Cin)

Runs Scored by LAD (Game)

25 (9/23/1901, 25-6 at Cin)

Longest Game

19 Inn. (2x, Last: 8/8/1972 at Cin)

Win Streak by Cin (Single Season)

10g (7/27-9/15, 1926)

Win Streak by LAD (Single Season)

11g (7/21-9/16, 1947)

REGULAR SEASON RECORD VS DODGERS *

Record Since 1900:	1,027-1,087
At League Park II:	5-14
At Palace of the Fans:	74-39
At Crosley Field:	332-296
At Riverfront / Cinergy Field:	118-123
At Great American Ball Park:	24-40
At Washington Park III / Ebbets Field:	277-344
At Los Angeles Coliseum:	22-22
At Dodger Stadium:	175-209
In 2022:	0-7
At Great American Ball Park:	0-3
At Dodger Stadium:	0-4

* 1,105 - 1,145 since 1890



MANAGER

Dave Roberts
 8th season at LA (653-380)
 9th in MLB (653-381)

2023 SCHEDULE

Tue, 6/6 at Cin	7:10
Wed, 6/7 at Cin	7:10
Thu, 6/8 at Cin	12:35
Fri, 7/28 at LA	10:10
Sat, 7/29 at LA	9:10
Sun, 7/30 at LA	4:10

All times eastern

2022 SCHEDULE & RESULTS

4/14 at LA	L, 3-9	Treinen / Wilson
4/15 at LA	L, 1-3	Anderson / Gutierrez / Kimbrel
4/16 at LA	L, 2-5	Phillips / Greene / Hudson
4/17 at LA	L, 1-9	Heaney / Mahle
6/21 at Cin	L, 2-8	Gonsolin / Mahle
6/22 at Cin	L, 4-8	Vesia / Detwiler
6/23 at Cin	L, 5-10	Kershaw/Greene

Dodgers' 1st 4-game sweep vs Reds since April 1975 at LA

2021 RESULTS

4/26 at LA	W, 5-3 (10)	Antone / Jansen
4/27 at LA	W, 6-5	Hendrix / Alexander / Doolittle
4/28 at LA	L, 0-8	Kershaw / Gray
9/17 at Cin ...	W, 3-1	Castillo / Buehler / Lorenzen
9/18 at Cin ...	L, 1-5	Scherzer / Gray / Jansen
9/19 at Cin ...	L, 5-8	Kershaw / Miley

REDS VS DODGERS SINCE 1900

1900	4-15	1921	11-10	1942	7-15	1963	8-10	1984	7-11	2005	3-4
1901	6-14	1922	14-8	1943	9-13	1964	14-4	1985	7-11	2006	0-6
1902	8-12	1923	14-8	1944	14-8	1965	6-12	1986	10-8	2007	2-4
1903	10-10	1924	10-12	1945	11-11	1966	6-12	1987	10-8	2008	1-7
1904	14-8	1925	10-12	1946	8-14	1967	8-10	1988	7-11	2009	1-5
1905	18-4	1926	18-4	1947	7-15	1968	9-9	1989	8-10	2010	5-4
1906	14-8	1927	10-11	1948	4-18	1969	10-8	1990	9-9	2011	4-2
1907	7-15	1928	12-10	1949	5-17	1970	13-5	1991	6-12	2012	2-4
1908	16-6	1929	11-11	1950	10-12	1971	7-11	1992	11-7	2013	4-3
1909	17-5	1930	9-13	1951	8-14	1972	9-5	1993	5-8	2014	3-4
1910	15-7	1931	12-10	1952	5-17	1973	11-7	1994	3-6	2015	1-6
1911	11-11	1932	7-15	1953	7-15	1974	6-12	1995	4-3	2016	2-5
1912	16-6	1933	12-10	1954	6-16	1975	8-10	1996	4-8	2017	0-6
1913	13-9	1934	9-13	1955	10-12	1976	13-5	1997	6-5	2018	6-1
1914	11-11	1935	11-11	1956	11-11	1977	10-8	1998	5-4	2019	1-5
1915	11-11	1936	13-9	1957	10-12	1978	9-9	1999	4-3	2020 ..	COVID
1916	7-15	1937	10-12	1958	11-11	1979	11-7	2000	4-5	2021	3-3
1917	12-10	1938	13-9	1959	13-9	1980	9-9	2001	4-2	2022	0-7
1918	12-6	1939	12-10	1960	12-10	1981	8-8	2002	4-2		
1919	13-7	1940	14-8	1961	12-10	1982	7-11	2003	2-4		
1920	12-10	1941	8-14	1962	9-9	1983	7-11	2004	4-2		

OPPONENTS



2022: 69-93
4TH, NL EAST

Last Sweep by Reds

	at Cin	at Mia
2-Game:	5/13-14/98	None
3-Game:	4/9-11/19	5/14-16/13
4-Game:	8/19-22/21	None
DH:	None	None

Last Sweep by Marlins

	at Cin	at Mia
2-Game:	None	^A 5/27-29/96
3-Game:	5/23-25/03	7/8-10/16
4-Game:	None	None
DH:	None	None

^A One game rained out in 3-game series

Series Highs
Runs Scored by Cin (Game)

22 (8/31/1996, 22-8 at Cin)

Runs Scored by Mia (Game)

16 (6/23/1995, 16-4 at Cin)

Longest Game

15 Inn. (5/11/1995 at Fla)

Win Streak by Cin (Single Season)

9g (5/13-8/30, 1998)

Win Streak by Mia (Single Season)

5g (5/27-8/6, 2000)

REGULAR SEASON RECORD VS MARLINS

All-Time Since 1993:	126-97
At Riverfront / Cinergy Field:	32-19
At Great American Ball Park:	39-24
At Joe Robbie / Pro Player / Dolphin / Land Shark / Sun Life Stadium:	39-35
At Marlins Park / loanDepot Park:	16-19
In 2022:	4-3
At Great American Ball Park:	2-2
At Marlins Park / loanDepot Park:	2-1


MANAGER

Skip Schumaker
1st season at Mia (0-0)
1st in MLB (0-0)

2023 SCHEDULE

Fri, 5/12 at Mia.....	6:40
Sat, 5/13 at Mia.....	1:10
Sun, 5/14 at Mia.....	1:40
Mon, 8/7 at Cin.....	6:40
Tue, 8/8 at Cin.....	6:40
Wed, 8/9 at Cin.....	12:35

All times eastern

2022 RESULTS

7/25 at Cin .. W, 11-2	Lodolo / TrRogers
7/26 at Cin .. L, 1-2	López / Greene / Scott
7/27 at Cin .. W, 5-3	Castillo / Garrett / Strickland
7/28 at Cin .. L, 6-7	Pop / Strickland / Scott
8/1 at Mia W, 3-1 ..	Greene / Luzardo / Strickland
8/2 at Mia W, 2-1	Ashcraft / Garrett / Díaz
8/3 at Mia L, 0-3	ALCANTARA / Minor

Complete games in **BOLD CAPS**

2021 RESULTS

8/19 at Cin ... W, 6-1	Castillo / Neidert
8/20 at Cin ... W, 5-3	Gray / EHernandez / Givens
8/21 at Cin ... W, 7-4	Cessa / Bender / Lorenzen
8/22 at Cin ... W, 3-1 ..	Gutierrez/Alcantara/Lorenzen
8/27 at Mia ... W, 6-0	Miley / Thompson
8/28 at Mia ... L, 1-6	Alcantara / Gutierrez
8/29 at Mia ... L, 1-2	Luzardo / Mahle / Floro

REDS VS MARLINS SINCE 1993

1993 7-5	1998 9-0	2003 2-4	2008 6-2	2013 6-1	2018 2-5
1994 7-5	1999 6-1	2004 4-2	2009 3-3	2014 4-3	2019 6-1
1995 6-6	2000 3-6	2005 2-4	2010 5-2	2015 3-4	2020 ... COVID
1996 3-9	2001 4-2	2006 4-2	2011 3-3	2016 3-4	2021 5-2
1997 5-6	2002 5-1	2007 4-3	2012 3-3	2017 2-5	2022 4-3



2022: 86-76
2ND, NL CENTRAL

Sweep Information

Last Sweep by Reds

	at Cin	at Mil
2-Game:	5/17-18/10	7/15-16/02
3-Game:	9/4-6/17	6/14-16/21
4-Game:	None	5/13-16/02
DH:	None	8/27/20

Last Sweep by Brewers

	at Cin	at Mil
2-Game:	None	4/27-28/04
3-Game:	6/17-19/22	5/3-5/22
4-Game:	8/25-28/03	None
DH:	9/5/15	None

Series Highs

Runs Scored by Cin (Game)

17 (8/7/1998, 17-0 at Cin)

Runs Scored by Mil (Game)

18 (5/4/2022, 18-4 at Mil)

15 (5/6/2009, 15-3 at Cin)

Longest Game

13 Inn. (3x, Last: 8/25/2009 at Mil)

Win Streak by Cin (Single Season)

7g (7/27-9/21, 2010)

Win Streak by Mil (Single Season)

7g (4/17-6/29, 2018)

REGULAR SEASON RECORD VS BREWERS *

All-Time Since 1997: * 209-210-1
 At Riverfront / Cinergy Field: 20-20-1
 At Great American Ball Park: 89-84
 At Milwaukee County Stadium: 7-10
 At Miller Park / American Family Field: .. 93-96
 In 2022: 6-13
 At Great American Ball Park: 3-7
 At Miller Park / American Family Field: 3-6

* 209-210-1 record includes a 3-game Reds sweep in 1997, when the Brewers were in the American League



MANAGER

Craig Counsell
 9th season at Mil (615-555)
 9th in MLB (615-555)

2023 SCHEDULE

Fri, 6/2 at Cin.. Apple TV+, 5:10
 Sat, 6/3 at Cin..... 4:10
 Sun, 6/4 at Cin..... 1:40
 Mon, 6/5 at Cin 7:10
 Fri, 7/7 at Mil..... 8:10
 Sat, 7/8 at Mil..... FS1, 4:10
 Sun, 7/9 at Mil..... 2:10
 Fri, 7/14 at Cin 7:10
 Sat, 7/15 at Cin..... 7:10
 Sun, 7/16 at Cin..... 1:40
 Mon, 7/24 at Mil..... 8:10
 Tue, 7/25 at Mil..... 8:10
 Wed, 7/26 at Mil..... 2:10

All times eastern

2022 RESULTS

5/3 at Mil L, 3-6 Woodruff / Mahle / Williams
 5/4 at Mil L, 4-18 Peralta / Gutierrez
 5/5 at Mil L, 5-10 Houser / Greene
 5/9 at Cin W, 10-5 Cessa / Woodruff
 5/10 at Cin .. L, 4-5 Peralta / Greene / Hader
 5/11 at Cin .. W, 14-11 Diaz / Houser
 6/17 at Cin .. L, 4-5 Lauer / Detwiler / Boxberger
 6/18 at Cin .. L, 3-7 Alexander / Ashcroft
 6/19 at Cin .. L, 3-6 Houser / Minor / Williams
 8/5 at Mil L, 1-5 Lauer / Dugger / Williams
 8/6 at Mil W, 7-5 Farmer / Ashby
 8/7 at Mil W, 4-2 (10) Strick / Wms / Detwiler
 9/9 at Mil W, 8-2 Lodolo / Alexander
 9/10 at Mil ... L, 1-5 Houser / Anderson
 9/11 at Mil ... L, 6-7 Woodruff / Dunn / Williams
 9/22 at Cin .. L, 1-5 Woodruff / Greene
 9/23 at Cin .. L, 3-5 Perdomo / Cessa / Williams
 9/24 at Cin .. L, 2-10 Burnes / Ashcroft
 9/25 at Cin .. W, 2-1 Farmer / Bush / Diaz

OPPONENTS

REDS VS BREWERS SINCE 1997

1997 (AL) ... 3-0	2002 13-6	2006 9-10	2010 11-3	2014 10-9	2018 6-13
1998 6-5	2003 8-10	2007 8-7	2011 8-8	2015 9-10	2019 8-11
1999 6-6	2004 10-8	2008 10-8	2012 9-6	2016 11-8	2020 6-4
2000 5-8	2005 6-10	2009 8-7	2013 10-9	2017 8-11	2021 9-10
2001 6-10					2022 6-13



2022: 101-61
2ND, NL EAST

Lost to SD in NLWC, 2-1

Sweep Information

Last Sweep by Reds

	at Cin	at NYM
2-Game:	5/6-7/92	^A 5/25-27/92
3-Game:	4/4-7/05	5/20-22/13
4-Game:	#7/11-13/75	#8/19-21/77
DH:	7/18/80	8/19/77

Last Sweep by Mets

	at Cin	at NYM
2-Game:	4/28-29/97	4/22-23/97
3-Game:	9/5-7/16	8/8-10/22
4-Game:	9/24-27/15	7/18-21/97
DH:	6/17/66	5/19/98

[#] Includes doubleheader

^A One game rained out in 3-game series

Series Highs

Runs Scored by Cin (Game)

15 (5/13/1980, 15-4 at Cin)

Runs Scored by NYM (Game)

15 (4/28/1997, 15-2 at Cin)

15 (7/19/21, 15-11 at NY, 11 innings)

Longest Game

16 Inn. (8/20/1973 at NY)

Win Streak by Cin (Single Season)

8g (4/24-8/3, 1962)

Win Streak by NYM (Single Season)

7g (6/26-9/27, 2015)

REGULAR SEASON RECORD VS METS

All-Time Since 1962:	327-299
At Crosley Field:	51-20
At Riverfront / Cinergy Field:	100-77
At Great American Ball Park:	22-38
At Polo Grounds:	9-9
At Shea Stadium:	126-131
At Citi Field:	19-24
In 2022:	1-5
At Great American Ball Park:	1-2
At Citi Field:	0-3



MANAGER

Buck Showalter

2nd season at NYM (101-61)

22nd in MLB (1,652-1,578-1)

2023 SCHEDULE

Tue, 5/9 at Cin	6:40
Wed, 5/10 at Cin	6:40
Thu, 5/11 at Cin	12:35
Fri, 9/15 at NYM	7:10
Sat, 9/16 at NYM	7:10
Sun, 9/17 at NYM	1:40

All times eastern

2022 RESULTS

7/4 at Cin	L, 4-7	Walker / Greene / Lugo
7/5 at Cin	W, 1-0	Strickland / Lugo
7/6 at Cin	L, 3-8 (10)	Ottavino / Moreta
8/8 at NYM	L, 1-5	Bassitt / Dunn
8/9 at NYM	L, 2-6	Carrasco / Minor
8/10 at NYM	L, 2-10	Walker / Zeuch

2021 RESULTS

7/19 at Cin	L, 11-15 (11)	Banda / Garcia / May
7/20 at Cin	W, 4-3	Miley / Nogosek / Garrett
7/21 at Cin	L, 0-7	Stroman / Hoffman
7/30 at NY	W, 6-2	Gray / Castro
7/31 at NY	L, 4-5 (10)	EDiaz / Cessa
8/1 at NY	W, 7-1	Gutierrez / Stroman

REDS VS METS SINCE 1962

1962 13-5	1973 8-4	1983 7-5	1993 6-6	2003 2-4	2013 4-2
1963 10-8	1974 9-3	1984 3-9	1994 2-4	2004 3-3	2014 2-4
1964 11-7	1975 8-4	1985 4-8	1995 7-5	2005 3-3	2015 0-7
1965 11-7	1976 6-6	1986 4-8	1996 6-6	2006 3-4	2016 0-6
1966 10-7	1977 10-2	1987 7-5	1997 2-9	2007 2-5	2017 3-4
1967 12-6	1978 7-5	1988 4-7	1998 3-6	2008 3-4	2018 3-3
1968 10-8	1979 8-4	1989 4-8	1999 5-5	2009 2-4	2019 3-4
1969 6-6	1980 8-4	1990 6-6	2000 5-4	2010 4-2	2020 ... COVID
1970 8-4	1981 7-3	1991 5-7	2001 4-2	2011 2-5	2021 3-3
1971 8-4	1982 7-5	1992 7-5	2002 2-4	2012 6-2	2022 1-5
1972 8-4					



2022: 87-75
3RD, NL EAST

Beat StL in NLWC, 2-0
 Beat Atl in NLDS, 3-1
 Beat SD in NLCS, 4-1

Lost to Hou in World Series, 4-2

Sweep Information

Last Sweep by Reds

at Cin at Phi
2-Game: 8/26-27/91 [^]4/5-7/96
3-Game: 4/4-7/16 6/27-29/95
4-Game: #6/24-26/96 #7/22-24/96
DH: 5/26/97 7/22/96

Last Sweep by Phillies

at Cin at Phi
2-Game: [^]4/26-28/96 4/9-10/63
3-Game: 5/12-14/06 4/9-11/18
4-Game: 8/29-9/11/11 8/22-25/22
DH: *9/21/02 5/15/75

Includes doubleheader, * Day-night DH
[^] One game rained out in 3-game series

Series Highs

Runs Scored by Cin (Game)

24 (5/13/1902, 24-2 at Cin)

Runs Scored by Phi (Game)

22 (7/6/2009, 22-1 at Phi)

Longest Game

19 Inn. (2x, Last: 5/25/2011 at Phi)

Win Streak by Cin (Single Season)

17g (5/1-9/2, 1961)

Win Streak by Phi (Single Season)

8g (9/2-10/2, 1901)

REGULAR SEASON RECORD VS PHILLIES *

Record Since 1900: 1,081-887
 At League Park II: 9-12
 At Palace of the Fans: 62-49
 At Crosley Field: 388-240
 At Riverfront / Cinergy Field: 104-75
 At Great American Ball Park: 34-30
 At Baker Bowl: 190-210
 At Shibe Park: 172-155
 At Veterans Stadium: 102-75
 At Citizens Bank Park: 20-41
 In 2022: 1-6
 At Great American Ball Park: 1-2
 At Citizens Bank Park: 0-4

* 1,141 - 966 since 1890



MANAGER

Rob Thomson
 2nd season at Phi (65-46)
 2nd in MLB (65-46)

2023 SCHEDULE

Thu, 4/6 at Phi 3:05
 Sat, 4/8 at Phi 4:05
 Sun, 4/9 at Phi 1:05
 Thu, 4/13 at Cin 6:40
 Fri, 4/14 at Cin 6:40
 Sat, 4/15 at Cin 4:10
 Sun, 4/16 at Cin 1:40

All times eastern

2022 RESULTS

8/15 at Cin L, 3-4 ... Syndergaard/Minor/Dominguez
 8/16 at Cin L, 4-11 Gibson / Zeuch
 8/17 at Cin W, 1-0 Diaz / Dominguez
 8/22 at Phi L, 1-4 .. Syndergaard / Cessa / Bellatti
 8/23 at Phi L, 6-7 Hand / Diaz
 8/24 at Phi L, 5-7 ... Sánchez / Zeuch / Robertson
 8/25 at Phi L, 0-4 **NOLA** / Dunn

Complete games in **BOLD CAPS**

2021 RESULTS

5/31 at Cin W, 11-1 Miley / Velsasquez
 6/1 at Cin L, 3-17 Gray / Nola
 6/2 at Cin Postponed, played 6/28
 6/28 at Cin W, 12-4 **Hembree** / Feliz
 8/13 at Phi W, 6-1 Mahle / Wheeler
 8/14 at Phi L, 1-6 Moore / Castillo
 8/15 at Phi W, 7-4 Sims / Nola / Givens

REDS VS PHILLIES SINCE 1900

1900 9-11	1921 13-9	1942 16-6	1963 8-10	1984 5-7	2005 3-4
1901 4-16	1922 15-7	1943 19-3	1964 9-9	1985 7-5	2006 2-4
1902 13-7	1923 19-3	1944 13-9	1965 13-5	1986 7-5	2007 2-4
1903 12-8	1924 16-5	1945 12-10	1966 10-8	1987 5-7	2008 3-5
1904 16-6	1925 16-6	1946 8-14	1967 10-8	1988 9-3	2009 2-5
1905 13-9	1926 16-6	1947 13-9	1968 11-7	1989 4-8	2010 2-5
1906 11-11	1927 16-6	1948 11-11	1969 10-2	1990 7-5	2011 1-7
1907 8-13	1928 13-7	1949 13-9	1970 7-5	1991 9-3	2012 3-4
1908 10-12	1929 11-11	1950 4-18	1971 5-7	1992 7-5	2013 4-2
1909 9-12	1930 12-10	1951 11-11	1972 10-2	1993 4-8	2014 3-3
1910 10-12	1931 9-13	1952 10-12	1973 8-4	1994 4-2	2015 4-2
1911 10-12	1932 9-13	1953 12-10	1974 8-4	1995 9-3	2016 4-2
1912 8-14	1933 7-14	1954 14-8	1975 7-5	1996 10-2	2017 4-2
1913 5-17	1934 9-10	1955 11-11	1976 5-7	1997 8-3	2018 3-4
1914 9-13	1935 13-9	1956 11-11	1977 8-4	1998 4-5	2019 3-4
1915 9-13	1936 13-9	1957 16-6	1978 7-5	1999 6-3	2020 .. COVID
1916 5-17	1937 11-11	1958 15-7	1979 8-4	2000 3-4	2021 4-2
1917 8-14	1938 14-7	1959 9-13	1980 7-5	2001 2-4	2022 1-6
1918 12-7	1939 19-3	1960 9-13	1981 5-2	2002 2-4	
1919 15-5	1940 15-7	1961 19-3	1982 5-7	2003 5-4	
1920 14-8	1941 16-6	1962 8-10	1983 6-6	2004 3-3	



2022: 62-100
T4TH, NL CENTRAL

Sweep Information

Last Sweep by Reds

	at Cin	at Pit
2-Game:	6/10-11/97	^8/3-4/07
3-Game:	4/5-7/21	4/10-12/17
4-Game:	8/5-8/21	7/2-5/92
DH:	9/14/20	7/12/74

Last Sweep by Pirates

	at Cin	at Pit
2-Game:	5/18-19/11	8/20-21/98
3-Game:	7/20-22/18	9/26-28/22
4-Game:	#9/12-14/22	4/4-7/19
DH:	*9/13/22	8/28/07

* Day-night doubleheader
^ One game rained out in 3-game series
Includes doubleheader

Series Highs

Runs Scored by Cin (Game)

19 (4x, Last: 8/25/1995, 19-3 at Pit)

Runs Scored by Pit (Game)

23 (4/27/1912, 23-4 at Pit)

Longest Game

16 Inn. (4x, Last: 6/29/1965 at Pit)

Win Streak by Cin (Single Season)

11g (2x, Last: 7/22-9/15, 1956)


Win Streak by Pit (Single Season)

17g (5/31-10/3, 1937)

REGULAR SEASON RECORD VS PIRATES *

Record Since 1900:	1,100-1,132
At League Park II:	8-12
At Palace of the Fans:	44-65
At Crosley Field:	345-269
At Riverfront / Cinergy Field:	106-94
At Great American Ball Park:	96-79
At Exposition Park:	36-60
At Forbes Field:	273-375
At Three Rivers Stadium:	101-82
At PNC Park:	91-96
In 2022:	7-12
At Great American Ball Park:	3-6
At PNC Park:	4-6

* 1,175 - 1,198 since 1890



MANAGER

Derek Shelton
4th season at Pit (142-242)
4th in MLB (142-242)

2023 SCHEDULE

Thu, 3/30 at Cin	4:10
Sat, 4/1 at Cin	4:10
Sun, 4/2 at Cin	1:40
Thu, 4/20 at Pit	6:35
Fri, 4/21 at Pit	6:35
Sat, 4/22 at Pit	6:35
Sun, 4/23 at Pit	1:35
Fri, 8/11 at Pit	7:05
Sat, 8/12 at Pit	7:05
Sun, 8/13 at Pit	1:35
Fri, 9/22 at Cin	6:40
Sat, 9/23 at Cin	6:40
Sun, 9/24 at Cin	1:40

All times eastern

2022 RESULTS

Fri, 5/6 at Cin	Postponed by rain, makeup on 7/7
5/7/g1 at Cin	... W, 9-2 Sims / Crowe
5/7/g2 at Cin	... L, 5-8	... Hembree / Moreta / Bednar
5/8 at Cin	... W, 7-3 Warren / Peters
5/12 at Pit	... W, 4-0 Overton / Brubaker
5/13 at Pit	... W, 8-2 Mahle / Keller
5/14 at Pit	... L, 1-3	... Thompson/Castillo/Bednar
5/15 at Pit	... L, 0-1	... Stratton / Greene / Bednar
7/7/g1 at Cin	... L, 2-4	... Contreras / Minor / Bednar
7/7/g2 at Cin	... W, 5-1 Sanmartin / Wilson
8/19 at Pit	... L, 3-4 Crowe / Kuhnel
8/20 at Pit	... W, 10-1 Dunn / Beede
8/21 at Pit	... W, 9-5 Minor / Thompson
9/12 at Cin	... L, 3-6 Wilson / Minor / Crowe
9/13 at Cin/g1	... L, 1-6 Oviedo / Cessa
9/13 at Cin/g2	... L, 0-1	... De Jong/Espinal/Underwood
9/14 at Cin	... L, 4-10	... Contreras / Ludolo / Yajure
9/26 at Pit	... L, 3-8 Ramirez / Law
9/27 at Pit	... L, 1-4 Crowe / Farmer / Bednar
9/28 at Pit	... L, 3-4 (10) Ramirez / Diaz

REDS VS PIRATES SINCE 1900

1900 12-8	1921 8-14	1942 12-9	1963 11-7	1984 7-5	2005 9-7
1901 7-13	1922 11-11	1943 9-13	1964 8-10	1985 9-3	2006 9-7
1902 5-15	1923 8-14	1944 12-10	1965 8-10	1986 10-2	2007 9-7
1903 4-16	1924 12-10	1945 10-12	1966 8-10	1987 4-8	2008 6-9
1904 11-11	1925 8-13	1946 13-9	1967 10-8	1988 7-5	2009 13-5
1905 9-13	1926 13-9	1947 13-9	1968 10-8	1989 7-5	2010 10-6
1906 8-14	1927 8-14	1948 9-13	1969 5-7	1990 6-6	2011 5-10
1907 10-12	1928 12-10	1949 9-13	1970 8-4	1991 2-10	2012 11-7
1908 8-14	1929 9-13	1950 12-10	1971 5-7	1992 6-6	2013 8-11
1909 7-15	1930 8-14	1951 12-10	1972 8-4	1993 8-4	2014 12-7
1910 10-12	1931 6-16	1952 16-6	1973 7-5	1994 9-3	2015 11-8
1911 10-12	1932 8-14	1953 15-7	1974 8-4	1995 8-5	2016 9-10
1912 11-11	1933 7-15	1954 15-7	1975 6-6	1996 5-8	2017 13-6
1913 8-13	1934 7-15	1955 14-8	1976 8-4	1997 8-4	2018 5-14
1914 8-14	1935 8-13	1956 17-5	1977 3-9	1998 5-7	2019 7-12
1915 12-10	1936 8-14	1957 14-8	1978 4-7	1999 7-6	2020 7-3
1916 13-9	1937 1-21	1958 10-12	1979 8-4	2000 7-6	2021 13-6
1917 12-10	1938 10-12	1959 9-13	1980 6-6	2001 9-8	2022 7-12
1918 4-12	1939 16-6	1960 6-16	1981 4-2	2002 11-7		
1919 14-6	1940 16-6	1961 11-11	1982 4-8	2003 5-11		
1920 12-10	1941 12-10	1962 13-5	1983 6-6	2004 9-10		



2022: 93-69
1ST, NL CENTRAL
 Lost to Phi in NLWC, 2-0

Sweep Information

Last Sweep by Reds

	at Cin	at StL
2-Game:	5/1-2/06	7/15-16/22
3-Game:	7/13-15/12	6/5-7/06
4-Game:	6/5-8/17	6/3-6/21
DH:	9/22/96	7/20/70

Last Sweep by Cardinals

	at Cin	at StL
2-Game:	7/5-6/82	7/15-16/22
3-Game:	9/19-21/17	4/23-25/21
4-Game:	4/12-15/18	8/13-16/01
DH:	6/28/59	*9/17/22

* Day-night doubleheader

Series Highs

Runs Scored by Cin (Game)

19 (7/1/1956, 19-15 at StL)

Runs Scored by StL (Game)

18 (6/10/1944, 18-0 at Cin)

Longest Game

18 Inn. (7/1/1934/g1 at Cin)

Win Streak by Cin (Single Season)

8g (2x, Last: 5/4-7/26, 1970)

Win Streak by StL (Single Season)

13g (7/4-9/7, 1930)

REGULAR SEASON RECORD VS CARDINALS *

Record Since 1900:	1,033-1,192
At League Park II / Palace of the Fans /	
Crosley Field:	384-360
At Riverfront / Cinergy Field:	107-86
At Great American Ball Park:	83-85
At Estadio de Béisbol Monterrey:	1-1
At Robison Field / Sportsman Park /	
Busch Stadium:	286-428
At Busch Stadium II:	119-139
At Busch Stadium III:	53-93
In 2022:	7-12
At Great American Ball Park:	4-5
At Busch Stadium III:	3-7

* 1,108 - 1,218 since 1892



MANAGER

Oliver Marmol
 2nd season at StL (93-69)
 2nd in MLB (93-69)

2023 SCHEDULE

Mon, 5/22 at Cin	6:40
Tue, 5/23 at Cin	6:40
Wed, 5/24 at Cin	6:40
Thu, 5/25 at Cin	12:35
Fri, 6/9 at StL	8:15
Sat, 6/10 at StL	2:15
Sun, 6/11 at StL	2:15
Fri, 9/8 at Cin	6:40
Sat, 9/9 at Cin	6:40
Sun, 9/10 at Cin	1:40
Fri, 9/29 at StL	8:15
Sat, 9/30 at StL	7:15
Sun, 10/1 at StL	3:15

All times eastern

2022 RESULTS

4/22 at Cin	L, 2-4	Matz / Greene / Gallegos
4/23 at Cin	L, 0-5	Hudson / Mahle
4/24 at Cin	W, 4-1	Lodolo / Wainwright / Sims
6/10 at StL	L, 0-2	Pallante / Castillo / Helsley
6/11 at StL	L, 4-5	Wittgren / Kuhnle
6/12 at StL	W, 7-6	Hoffman / Hudson / Diaz
7/15 at StL	L, 3-7	Pallante / Greene / Helsley
7/16 at StL	L, 3-11	Mikolas / Lodolo
7/17 at StL		Postponed, rescheduled for 9/17
7/22 at Cin	W, 9-5	Sanmartin / Wainwright
7/23 at Cin	L, 3-6	Matz / Minor / Helsley
7/24 at Cin	W, 6-3	Mahle / Mikolas / Strickland
8/29 at Cin	L, 4-13	Stratton / Anderson
8/30 at Cin	W, 5-1	Law / Hudson
8/31 at Cin	L, 3-5 (13)	Pallante / Anderson
9/15 at StL	W, 3-2	Anderson / Mikolas / Diaz
9/16 at StL	L, 5-6	Stratton / Gibaut / Helsley
9/17 at StL/1	L, 1-5	Hudson / Minor
9/17 at StL/2	L, 0-1 (11)	Matz / Cruz
9/18 at StL	W, 3-0	Cessa/Montgomery/Farmer

OPPONENTS

REDS VS CARDINALS SINCE 1900

1900	12-8	1921	12-10	1942	7-15	1963	11-7	1984	4-8	2005	5-11
1901	9-11	1922	8-14	1943	10-12	1964	10-8	1985	5-7	2006	9-6
1902	13-7	1923	10-12	1944	8-14	1965	10-8	1986	7-5	2007	6-9
1903	12-7	1924	13-9	1945	9-13	1966	11-7	1987	4-8	2008	5-10
1904	14-8	1925	12-10	1946	8-14	1967	5-13	1988	6-6	2009	8-8
1905	10-12	1926	14-8	1947	8-14	1968	7-11	1989	8-4	2010	6-12
1906	12-9	1927	8-14	1948	10-12	1969	8-4	1990	9-3	2011	9-6
1907	14-8	1928	12-10	1949	5-17	1970	9-3	1991	4-8	2012	7-8
1908	11-11	1929	3-19	1950	7-15	1971	8-4	1992	7-5	2013	8-11
1909	12-10	1930	3-19	1951	8-14	1972	10-2	1993	5-7	2014	7-12
1910	12-10	1931	2-20	1952	10-12	1973	6-6	1994	2-2	2015	7-12
1911	6-16	1932	6-16	1953	7-15	1974	6-6	1995	8-5	2016	9-10
1912	13-9	1933	7-15	1954	8-14	1975	8-4	1996	5-8	2017	9-10
1913	10-12	1934	6-16	1955	11-11	1976	6-6	1997	6-6	2018	7-12
1914	10-12	1935	8-14	1956	13-9	1977	5-7	1998	8-3	2019	7-12
1915	14-8	1936	10-12	1957	9-13	1978	8-4	1999	8-4	2020	4-6
1916	8-14	1937	7-15	1958	12-10	1979	8-4	2000	7-6	2021	10-9
1917	9-13	1938	13-9	1959	11-11	1980	5-7	2001	7-10	2022	7-12
1918	13-8	1939	11-11	1960	8-14	1981	0-5	2002	8-11		
1919	14-6	1940	12-10	1961	14-8	1982	5-7	2003	9-7		
1920	13-9	1941	10-12	1962	8-10	1983	6-6	2004	5-14		


2022: 89-73
2ND, NL WEST

Beat NYM in NLWC, 2-1

Beat LAD in NLDS, 3-1

Lost to Phi in NLCS, 4-1

Sweep Information
Last Sweep by Reds

at Cin at SD

2-Game: 4/17-18/90 9/30-10/1/87

3-Game: 8/9-11/02 7/29-31/05

4-Game: 5/10-13/93 #9/21-23/90

DH: 8/4/80 9/22/90

Last Sweep by Padres

at Cin at SD

2-Game: 7/24-25/95 10/2-3/85

3-Game: 4/26-28/22 4/18-20/22

4-Game: None 6/17-20/21

DH: 6/7/85 7/25/90

Includes doubleheader

Series Highs
Runs Scored by Cin (Game)

15 (2x, Last: 8/4/2002, 15-10 at SD)

Runs Scored by SD (Game)

15 (4x, Last: 8/14/1987, 15-8 at SD)

Longest Game

18 Inn. (5/25/2008 at SD)

Win Streak by Cin (Single Season)


10g (6/8-9/25, 1980)

Win Streak by SD (Single Season)

9g (4/7-7/19, 1998)

REGULAR SEASON RECORD VS PADRES

All-Time Since 1969: 343-302
 At Crosley Field: 7-4
 At Riverfront / Cinergy Field: 147-100
 At Great American Ball Park: 28-34
 At San Diego/Jack Murphy/
 Qualcomm Stadium: 139-128
 At Petco Park: 22-36
 In 2022: 0-6
 At Great American Ball Park: 0-3
 At Petco Park: 0-3


MANAGER

Bob Melvin

2nd season at SD (89-73)

20th in MLB (1,435-1,345)

2023 SCHEDULE

Mon, 5/1 at SD 9:40
 Tue, 5/2 at SD 9:40
 Wed, 5/3 at SD 4:10
 Fri, 6/30 at Cin 7:10
 Sat, 7/1 at Cin 1:40
 Sun, 7/2 at Cin 1:40

All times eastern

2022 RESULTS

4/18 at SD L, 1-4 Manaea / Lodolo / Rogers
 4/19 at SD L, 2-6 Musgrove / Sanmartin
 4/20 at SD L, 0-6 Gore / Gutierrez
 4/26 at Cin L, 6-9 Musgrove / Sanmartin
 4/27 at Cin L, 5-8 Gore / Gutierrez / Rogers
 4/28 at Cin L, 5-7 Martinez / Mahle / Rogers

2021 RESULTS

6/17 at SD ... L, 4-6 Johnson / Garrett
 6/18 at SD ... L, 2-8 Paddack / Santillan
 6/19 at SD ... L, 5-7 Crismatt/Hembree/Melancon
 6/20 at SD ... L, 2-3 Lamet / Castillo / Melancon
 6/29 at Cin .. L, 4-5 Pagán / Santillan / Melancon
 6/30 at Cin .. L, 5-7 (5) Musgrove/Gutierrez/Hill
 7/1 at Cin W, 5-4 Warren / Melancon

REDS VS PADRES SINCE 1969

1969 11-7	1978 9-9	1987 12-6	1996 9-3	2005 4-2	2014 1-5
1970 8-10	1979 10-7	1988 10-8	1997 5-6	2006 2-4	2015 2-4
1971 10-8	1980 15-3	1989 9-9	1998 1-11	2007 2-4	2016 3-4
1972 8-10	1981 10-2	1990 9-9	1999 6-3	2008 4-3	2017 3-4
1973 13-5	1982 6-12	1991 8-10	2000 4-5	2009 1-6	2018 3-4
1974 12-6	1983 9-9	1992 11-7	2001 2-4	2010 2-4	2019 5-2
1975 11-7	1984 7-11	1993 9-4	2002 5-1	2011 4-2	2020 ... COVID
1976 13-5	1985 9-9	1994 8-2	2003 3-3	2012 6-2	2021 1-6
1977 11-7	1986 9-9	1995 3-6	2004 2-4	2013 3-3	2022 0-6



2022: 81-81
3RD, NL WEST

Sweep Information

Last Sweep by Reds

	at Cin	at SF
2-Game:	9/21-22/88	8/1-2/74
3-Game:	8/17-19/18	4/24-26/01
4-Game:	4/18-21/85	*6/26-29/14
DH:	4/29/84	4/15/73

Last Sweep by Giants

	at Cin	at SF
2-Game:	5/13-14/97	9/18-19/91
3-Game:	4/5-7/99	5/3-5/02
4-Game:	5/17-20/21	7/26-29/90
DH:	7/12/80	8/9/87

* First 4-game sweep by opponent at AT&T

Series Highs

Runs Scored by Cin (Game)

17 (3x, Last: 8/3/1994, 17-4 at SF)

Runs Scored by SF (Game)

25 (6/9/1901, 25-13 at Cin)

Longest Game

21 Inn. (9/1/1967 at Cin)

Win Streak by Cin (Single Season)

9g (2x, Last: 7/30-9/12, 1975)

Win Streak by SF (Single Season)

15g (2x, Last: 5/20-8/3, 1912)

REGULAR SEASON RECORD VS GIANTS *

Record Since 1900:	958-1,156
At League Park II / Palace of the Fans /	
Crosley Field:	355-397
At Riverfront / Cinergy Field:	139-103
At Great American Ball Park:	34-28
At Polo Grounds IV / Hilltop Park /	
Polo Grounds V:	231-396
At Seals Stadium:	9-13
At Candlestick / 3-Com Park:	152-180
At Pacific Bell / SBC / AT&T / Oracle:	38-39
In 2022:	4-2
At Great American Ball Park:	2-1
At Oracle Park:	2-1

* 1,028 - 1,226 since 1890



MANAGER

Gabe Kapler
4th season at SF (217-167)
6th in MLB (378-330)

2023 SCHEDULE

Mon, 7/17 at Cin	7:10
Tue, 7/18 at Cin	7:10
Wed, 7/19 at Cin	7:10
Thu, 7/20 at Cin	12:35
Mon, 8/28 at SF	9:45
Tue, 8/29 at SF	9:45
Wed, 8/30 at SF	3:45

All times eastern

2022 RESULTS

5/27 at Cin	W, 5-1	Ashcraft / Rodón / Warren
5/28 at Cin	W, 3-2	Gutierrez / Wood / Santillan
5/29 at Cin	L, 4-6	Brebbia / Warren
6/24 at SF	W, 4-2	Ashcraft / Cobb / Strickland
6/25 at SF	L, 2-9	Webb / Minor
6/26 at SF	W, 10-3	Mahle / DeSclafani

2021 RESULTS

4/12 at SF	W, 3-0	Miley / Sanchez / Sims
4/13 at SF	L, 6-7	Peralta / Pérez / McGee
4/14 at SF	L, 0-3	Cueto / Mahle / McGee
5/17 at Cin	L, 3-6	Webb / Gray / Rogers
5/18 at Cin	L, 2-4	DeSclafani / Castillo / McGee
5/19 at Cin	L, 0-4	Gausman / Miley
5/20 at Cin	L, 4-19	Cueto / Mahle

REDS VS GIANTS SINCE 1900

1900 7-13	1921 8-14	1942 9-13	1963 8-10	1984 12-6	2005 3-5
1901 8-12	1922 10-12	1943 16-6	1964 7-11	1985 12-6	2006 2-5
1902 14-6	1923 12-10	1944 15-7	1965 6-12	1986 9-9	2007 4-3
1903 12-8	1924 9-13	1945 6-16	1966 7-10	1987 7-11	2008 5-1
1904 10-12	1925 9-13	1946 14-8	1967 8-10	1988 11-7	2009 3-3
1905 5-16	1926 7-15	1947 13-9	1968 8-10	1989 8-10	2010 3-4
1906 5-16	1927 7-15	1948 10-12	1969 10-8	1990 7-11	2011 5-2
1907 9-13	1928 8-14	1949 7-15	1970 9-9	1991 10-8	2012 4-3
1908 8-14	1929 10-12	1950 11-11	1971 9-9	1992 10-8	2013 6-1
1909 9-13	1930 7-15	1951 5-17	1972 10-5	1993 2-11	2014 5-2
1910 8-14	1931 7-15	1952 6-16	1973 10-8	1994 7-2	2015 2-5
1911 8-14	1932 7-15	1953 9-13	1974 11-7	1995 3-3	2016 3-3
1912 6-16	1933 4-17	1954 7-15	1975 13-5	1996 9-4	2017 4-3
1913 5-17	1934 6-16	1955 9-13	1976 9-9	1997 4-7	2018 4-2
1914 9-13	1935 8-14	1956 14-8	1977 10-8	1998 2-7	2019 4-3
1915 9-13	1936 9-13	1957 12-10	1978 12-6	1999 4-5	2020 ... COVID
1916 5-16	1937 8-14	1958 11-11	1979 6-12	2000 3-6	2021 1-6
1917 11-11	1938 12-9	1959 8-14	1980 7-11	2001 4-2	2022 4-2
1918 12-7	1939 11-11	1960 11-11	1981 9-5	2002 2-4	
1919 12-8	1940 15-7	1961 12-10	1982 6-12	2003 3-3	
1920 6-16	1941 15-7	1962 7-11	1983 10-8	2004 3-3	



2022: 55-107
5TH, NL EAST

Sweep Information

Last Sweep by Reds

	at Cin	at Wsh
2-Game:	8/28-29/91	7/6-7/15
3-Game:	5/29-31/15	4/24-26/06
4-Game:	7/3-6/08	None
DH:	6/12/77	6/28/71

Last Sweep by Nationals

	at Cin	at Wsh
2-Game:	4/29-30/86	4/24-25/96
3-Game:	3/30-4/1/18	8/12-14/19
4-Game:	7/14-17/17	7/20-23/89
DH:	None	*4/19/03

* Day-night doubleheader

Series Highs

Runs Scored by Cin (Game)

19 (5/1/1989, 19-6 at Mtl)

Runs Scored by Wsh (Game)

19 (5/7/1978 g1, 19-5 at Cin)

Longest Game

Vs Expos, 16 Inn. (5/2/1976 at Cin)
 Vs Nationals, 15 Inn. (5/19/14 at Wsh)

Win Streak by Cin (Single Season)

7g (5/6-8/24, 1998)

Win Streak by Wsh (Single Season)

6g (2x, Last: 5/22-8/2, 2007)

REGULAR SEASON RECORD VS NATIONALS *

All-Time Since 1969:	262-238
Vs Nationals:	53-60
At Crosley Field:	10-0
At Riverfront / Cinergy Field:	97-81
At Great American Ball Park:	33-31
At Jarry Park:	28-20
At Olympic Stadium:	70-72
At Hiram Bithorn Stadium:	1-2
At RFK Stadium:	5-4
At Nationals Park:	18-28
In 2022:	3-4
At Great American Ball Park:	1-3
At Nationals Park:	2-1

* 1969-2004 (Montreal Expos), 2005-present (Nationals)



MANAGER

Dave Martinez
 6th season at Wsh (321-387)
 6th in MLB (321-387)

2023 SCHEDULE

Mon, 7/3 at Wsh .. FS1, 6:05	
Tue, 7/4 at Wsh	11:05
Wed, 7/5 at Wsh	7:05
Thu, 7/6 at Wsh	1:05
Fri, 8/4 at Cin	6:40
Sat, 8/5 at Cin..... FS1, 4:10	
Sun, 8/6 at Cin.....	1:40

All times eastern

2022 RESULTS

6/2 at Cin	W, 8-1	Ashcraft / Adon
6/3 at Cin	L, 5-8	Gray / Minor / Rainey
6/4 at Cin	L, 8-10 ..	Finnegan/Strickland/Rainey
6/5 at Cin	L, 4-5	Corbin / Castillo / Cishek
8/26 at Wsh ..	W, 7-3	Minor / Cavalli ML debut
8/27 at Wsh ..	W, 6-2	Gibaut / Espino
8/28 at Wsh ..	L, 2-3	Corbin / Lodolo / Finnegan

2021 RESULTS

5/25 at Wsh ...	W, 2-1	Mahle / Scherzer / Sims
5/26 at Wsh	Suspended in 4th, completed 5/27	
5/27 at Wsh ...	L, 3-5	Voth / Hoffman / Hand
5/27 at Wsh ...	W, 3-0	Gray / Strasburg / Sims
9/23 at Cin	L, 2-3	Corbin / Castillo / Finnegan
9/24 at Cin	W, 8-7 (11)	Warren / Thompson
9/25 at Cin	W, 7-6	Givens / Murphy
9/26 at Cin	W, 9-2	Mahle / Rogers

REDS VS NATIONALS SINCE 1969

1969	8-4	1978	8-4	1987	6-6	1996	3-9	2005	5-1	2014	3-3
1970	7-5	1979	6-6	1988	5-7	1997	6-5	2006	5-1	2015	5-1
1971	7-5	1980	3-9	1989	4-8	1998	8-1	2007	1-6	2016	3-4
1972	8-4	1981	5-4	1990	9-3	1999	4-3	2008	4-3	2017	1-6
1973	8-4	1982	4-8	1991	6-6	2000	6-3	2009	3-4	2018	1-6
1974	6-6	1983	4-8	1992	5-7	2001	4-2	2010	4-3	2019	1-5
1975	8-4	1984	7-5	1993	4-8	2002	1-5	2011.....	4-2	2020 ...	COVID
1976	9-3	1985	8-4	1994	4-2	2003	2-4	2012	2-5	2021	5-2
1977	7-5	1986	7-5	1995	8-4	2004	4-2	2013	3-4	2022	3-4

REDS vs AMERICAN LEAGUE OPPONENTS, ALL-TIME RESULTS

		REDS VS AMERICAN LEAGUE															
Totals		Bal	Bos	LAA	Chi	Cle	Det	Hou	KC	Mil	Min	NYY	Oak	Sea	TB	Tex	Tor
1997	9-6				1-2	2-1			2-1	3-0	1-2						
1998	7-6				1-1	1-2	3-0		0-2		2-1						
1999	7-8				2-4	1-2			3-0		1-2						
2000	7-8				0-3	3-3	1-2				3-0						
2001	4-11				0-3	3-3	1-2				0-3						
2002	2-10			1-2									0-3	0-3		1-2	
2003	7-5					1-2						2-1			3-0		1-2
2004	5-7					2-4							0-3			3-0	
2005	7-8	2-1	0-3			2-4								3-0			
2006	6-9				0-3	3-3	1-2		2-1								
2007	7-11			1-2		3-3							1-2	1-2		1-2	
2008	9-6		1-2			5-1						2-1					1-2
2009	6-9				1-2	4-2			0-3								1-2
2010	8-7					4-2			1-2				3-0	0-3			
2011	6-12	1-2				1-5						1-2			2-1		1-2
2012	7-8					3-3	1-2					1-2	2-1				
2013	11-9			2-1		2-2		3-0					2-2	1-2		1-2	
2014	6-14	0-3	0-4			3-1						0-3			1-2		2-1
2015	7-13				1-2	1-5	3-1		0-4			2-1					
2016	5-15			0-3		0-4		1-2					2-1	0-3		2-2	
2017	5-15	1-2	0-3			2-2									1-2		0-3
2018	10-10				2-1	2-4	2-2		2-2			2-1					
2019	9-11			2-2		1-3		3-0					1-2	1-2		1-2	
2020	10-10				2-1	1-3	3-3		2-2			2-1					
2021	9-11				1-3	3-3	1-2		2-1			2-2					
2022	12-8	2-1	2-2			2-2						2-1			3-0		1-2
Totals	188-247	6-9	3-14	6-10	9-21	56-71	17-18	7-2	14-18	3-0	16-15	10-12	9-13	3-15	13-5	9-10	7-14



2022: 92-70
1ST, AL CENTRAL

Beat TB in WC, Lost to NYY in DS

REDS VS INDIANS / GUARDIANS

1997 2-1	2011 1-5
1998 1-2	2012 3-3
1999 2-4	2013 2-2
2000 3-3	2014 3-1
2001 3-3	2015 1-5
2003 1-2	2016 0-4
2004 2-4	2017 2-2
2005 2-4	2018 2-4
2006 3-3	2019 1-3
2007 3-3	2020 1-3
2008 5-1	2021 3-3
2009 4-2	2022 2-2
2010 4-2		

2023 SCHEDULE

Tue, 8/15 at Cin	6:40
Wed, 8/16 at Cin	6:40
Tue, 9/26 at Cle	6:10
Wed, 9/27 at Cle	6:10

REGULAR SEASON RECORD VS INDIANS / GUARDIANS

All-Time Since 1997:	56-71
At Riverfront / Cinergy Field:	4-8
At Great American Ball Park:	26-24
At Progressive Field:	26-39
In 2022:	2-2
At Great American Ball Park:	0-2
At Progressive Field:	2-0

2022 RESULTS

4/12 at Cin ... L, 5-10	Stephan / Strickland
4/13 at Cin ... L, 3-7	Morgan / Lodolo
5/17 at Cle ... W, 5-4 (10) ...	Warren / Sandlin / Diaz
5/18 at Cle ... Postponed by rain, rescheduled for 5/19	
5/19 at Cle ... W, 4-2	Cessa / Stephan / Santillan



MANAGER

Terry Francona
11th season at Cle (845-671)
23rd in MLB (1,874-1,586)

Sweep Information

Last Sweep by Reds			
	at Cin	at Cle	
2-Game:	8/6-7/14	5/17-19/22	
3-Game:	6/12-14/12	None	

Last Sweep by Indians/Guardians

	at Cin	at Cle	
2-Game:	4/12-13/22	8/5-6/20	
3-Game:	8/13-15/18	5/22-24/15	

Series Highs

Runs Scored by Cin (Game)	
14 (7/8/2000, 14-5 at Cin)	
Runs Scored by Cle (Game)	
19 (7/11/18, 19-4 at Cle)	
Longest Game	
13 Inn. (2x, Last: 7/14/2001 at Cin)	
Win Streak by Cin	
4g (3x, Last: 7/3/2011 - 6/14/2012)	
Win Streak by Cle	
6g (7/18/2015 - 5/19/2016)	



2022: 83-79
4TH, AL EAST

REDS VS ORIOLES

2005 at Cin	2-1
2011 at Bal	1-2
2014 at Bal	0-3
2017 at Cin	1-2
2022 at Cin	2-1

2023 SCHEDULE

Mon, 6/26 at Bal	7:05
Tue, 6/27 at Bal	7:05
Wed, 6/28 at Bal	7:05

All times eastern

REGULAR SEASON RECORD VS ORIOLES

All-Time Since 2005:	6-9
At Great American Ball Park:	5-4
At Oriole Park at Camden Yards, 2011:	1-5

2022 RESULTS AT GABP

7/29 at Cin	L, 2-6	Tate / FarmerB
7/30 at Cin	W, 8-2	Mahle / Kremer
7/31 at Cin	W, 3-2	Diaz / Bautista / FarmerB

2014 RESULTS AT CAMDEN YARDS

9/2 at Bal	L, 4-5	Norris / Latos / Britton
9/3 at Bal	L, 0-6	GONZALEZ / Axelrod
9/4 at Bal	L, 7-9	Hunter / Parra / Britton



MANAGER
 Brandon Hyde
 5th season at Bal (214-332)
 6th in MLB (214-333)

Sweep Information

Last Sweep by Reds

	<u>at Cin</u>	<u>at Bal</u>
2-Game:	None	None
3-Game:	None	None
4-Game:	None	None
DH:	None	None

Last Sweep by Orioles

	<u>at Cin</u>	<u>at Bal</u>
2-Game:	None	None
3-Game:	None	9/2-4/14
4-Game:	None	None
DH:	None	None

Series Highs

Runs Scored by Cin (Game)
10 (3x, Last: 6/25/2011, 10-5 at Bal)
Runs Scored by Bal (Game)
9 (9/4/2014, 7-9 at Bal)
Longest Game
12 Inn. (6/24/2011 at Bal)
Win Streak by Cin
2g (2x, Last: 7/30-7/31, 2022)
Win Streak by Bal
4g (6/26/2011 - 9/4/2014)



2022: 78-84
5TH, AL EAST

REDS VS RED SOX

2005 at Bos	0-3
2008 at Cin	1-2
2014 at Bos, at Cin	0-4
2017 at Cin	0-3
2022 at Bos, at Cin	2-2

2023 SCHEDULE

Tue, 5/30 at Bos	7:10
Wed, 5/31 at Bos	7:10
Thu, 6/1 at Bos	7:10

All times eastern

REGULAR SEASON RECORD VS RED SOX


All-Time Since 2005:	3-14
At Great American Ball Park:	2-8
At Fenway Park:	1-6

2022 RESULTS

5/31 at Bos ..	W, 2-1	Castillo / Wacha / Santillan
6/1 at Bos	L, 1-7	Whitlock / Greene
9/20 at Cin	L, 3-5	Bello / Lodolo / Schreiber
9/21 at Cin ...	W, 5-1	Anderson / Seabold / Diaz

2017 RESULTS

9/22 at Cin	L, 4-5	Price / Romano / Kimbrel
9/23 at Cin	L, 0-5	Rodriguez / Stephenson
9/24 at Cin	L, 4-5	Scott / Iglesias / Kimbrel



MANAGER
 Alex Cora
 5th season at Bos (362-286)
 5th in MLB (362-286)

Sweep Information

Last Sweep by Reds

	<u>at Cin</u>	<u>at Bos</u>
2-Game:	None	None
3-Game:	None	None
4-Game:	None	None
DH:	None	None

Last Sweep by Red Sox

	<u>at Cin</u>	<u>at Bos</u>
2-Game:	8/12-13/14	5/6-7/14
3-Game:	9/22-24/17	6/13-15/05
4-Game:	None	None
DH:	None	None

Series Highs

Runs Scored by Cin (Game)
5 (9/21/2022, 5-1 at Cin)
Runs Scored by Bos (Game)
10 (6/13/2005, 10-3 at Bos)
Longest Game
12 Inn. (5/6/214 at Bos)
Win Streak by Cin
None
Win Streak by Bos
9g (6/14/08 - 9/4/2017)



2022: 81-81
2nd, AL CENTRAL

REDS VS WHITE SOX

1997 at Cin	1-2
1998 at WSox	1-1
2000 at Cin	0-3
2001 at WSox	0-3
2006 at Cin	0-3
2009 at Cin	1-2
2015 at WSox	1-2
2018 at Cin	2-1
2020 at Cin	2-1
2021 at Cin	1-1
2021 at Chi	0-2

2023 SCHEDULE

Fri, 5/5 at Cin.. Apple TV+, 6:40
 Sat, 5/6 at Cin.....6:40
 Sun, 5/7 at Cin.....4:10
All times eastern

REGULAR SEASON RECORD VS WHITE SOX


All-Time Since 1997: 9-21
 At Cinergy Field: 1-5
 At Great American Ball Park: 6-8
 At Comiskey II / Guaranteed Rate Field: 2-8

2021 RESULTS

5/4 at Cin L, 0-9 Cease / Hoffman
 5/5 at Cin W, 1-0 (10) Sims / Hendriks
 9/28 at Chi L, 1-7 López / O'Brien
 9/29 at Chi L, 1-6 Rodón / Gray

2020 RESULTS

9/18 at Cin W, 7-1 Mahle / Stiever
 9/19 at Cin L, 0-5 Foster / Bauer
 9/20 at Cin W, 7-3 Sims / Cease



MANAGER

Pedro Grifol
 1st season at Chi (0-0)
 1st in MLB (0-0)

Sweep Information

Last Sweep by Reds

	<u>at Cin</u>	<u>at Chi</u>
2-Game:	None	None
3-Game:	None	None
4-Game:	None	None
DH:	None	None

Last Sweep by White Sox

	<u>at Cin</u>	<u>at Chi</u>
2-Game:	None	9/28-29/21
3-Game:	6/16-18/06	6/12-14/01
4-Game:	None	None
DH:	None	None

Series Highs

Runs Scored by Cin (Game)

12 (6/6/2000, 12-17 at Cin)

Runs Scored by Chi (Game)

17 (6/6/2000, 17-12 at Cin)

Longest Game

12 Inn. (7/3/2018)

Win Streak by Cin (Single Season)

None

Win Streak by Chi (Single Season)

3g (3x, Last: 6/16-6/18, 2006)



2022: 66-96
4TH, AL CENTRAL

REDS VS TIGERS

1998 at Det	3-0
1999 at Cin	1-2
2000 at Det	1-2
2001 at Cin	1-2
2006 at Det	1-2
2012 at Cin	1-2
2015 at Det	1-1
2015 at Cin	2-0
2018 at Cin	2-0
2018 at Det	0-2
2020 at Det	1-2
2020 at Cin	2-1
2021 at Cin	1-2

2023 SCHEDULE

Tue, 9/12 at Det.....6:40
 Wed, 9/13 at Det.....6:40
 Thu, 9/14 at Det.....1:10
All times eastern

REGULAR SEASON RECORD VS TIGERS

All-Time Since 1998: 17-18
 At Cinergy Field: 2-4
 At Great American Ball Park: 7-6
 At Tiger Stadium: 3-0
 At Comerica Park: 5-8

2021 RESULTS AT GABP

9/3 at Cin L, 5-15 Holland / Gutierrez
 9/4 at Cin W, 7-4 Mahle / Boyd / Givens
 9/5 at Cin L, 1-4 Ureña / Castillo / Soto

2020 RESULTS AT COMERICA PARK

7/31 at Det ... L, 2-7 Turnbull / Castillo
 8/1 at Det Postponed, DH on 8/2
 8/2 at Det W, 4-3 Iglesias / Jiménez
 8/2 at Det W, 4-0 BAUER / Norris



MANAGER

A.J. Hinch
 3rd season at Det (143-181)
 10th in MLB (713-633)

Sweep Information

Last Sweep by Reds

	<u>at Cin</u>	<u>at Det</u>
2-Game:	6/19-20/18	None
3-Game:	None	6/26-28/98
4-Game:	None	None
DH:	None	8/2/20

Last Sweep by Tigers

	<u>at Cin</u>	<u>at Det</u>
2-Game:	None	7/31-8/1/18
3-Game:	None	None
4-Game:	None	None

Series Highs

Runs Scored by Cin (Game)

9 (2x, Last: 5/19/2006, 9-4 at Det)

Runs Scored by Det (Game)

15 (9/3/21, 15-5 at Cin)

Longest Game

13 Inn. (6/27/1998 at Det)

Win Streak by Cin (Single Season)

3g (6/26-6/28, 1998)

Win Streak by Det (Single Season)

2g (5x, Last: 7/31-8/1, 2018)



2022: 106-56

1ST, AL WEST
 Beat Sea in ALDS, 3-0
 Beat NYY in ALCS, 4-0
 Beat Phi in World Series, 4-2

REDS VS ASTROS

1962.....13-5	1980.....8-10	1998.....3-8
1963.....11-7	1981.....8-4	1999.....9-4
1964.....12-6	1982.....7-11	2000.....7-5
1965.....12-6	1983.....5-13	2001.....6-11
1966.....4-14	1984.....8-10	2002.....6-11
1967.....15-3	1985.....11-7	2003.....5-12
1968.....9-9	1986.....4-14	2004.....6-11
1969.....9-9	1987.....13-5	2005.....4-12
1970.....15-3	1988.....9-9	2006.....10-5
1971.....5-13	1989.....8-10	2007.....4-11
1972.....11-6	1990.....11-7	2008.....3-12
1973.....11-7	1991.....9-9	2009.....12-4
1974.....14-4	1992.....10-8	2010.....10-5
1975.....13-5	1993.....6-7	2011.....9-6
1976.....12-6	1994.....4-6	2012.....10-5
1977.....5-13	1995.....12-1	2013.....3-0
1978.....11-7	1996.....7-6	2016.....1-2
1979.....8-10	1997.....5-7	2019.....3-0



2022: 65-97
5TH, AL CENTRAL

REDS VS ROYALS

1997 at Cin	2-1
1998 at Cin	0-2
1999 at KC	3-0
2006 at Cin	2-1
2009 at KC	0-3
2010 at Cin	1-2
2015 at KC	0-2
2015 at Cin	0-2
2018 at KC	2-0
2018 at Cin	0-2
2020 at Cin	1-1
2020 at KC	1-1
2021 at KC	2-1

2023 SCHEDULE


Mon, 6/12 at KC.....8:10
 Tue, 6/13 at KC.....8:10
 Wed, 6/14 at KC.....8:10
All times eastern

REGULAR SEASON RECORD VS ASTROS

All-Time Since 1962: 446-401-1
 National League (1962-2012) 439-399-1
 American League (2013-2019) 7-2
 At Crosley Field: 48-26
 At Riverfront / Cinergy Field: 152-117
 At Great American Ball Park: 38-40-1
 At Colt Stadium: 16-11
 At Astrodome: 140-149
 At Enron / Minute Maid Park: 52-58

2019 RESULTS

6/17 at Cin .. W, 3-2 Castillo / Miley / Lorenzen
 6/18 at Cin W, 4-3 ... DeSclafani/Verlander/Lorenzen
 6/19 at Cin ... W, 3-2 Bowman / Osuna



MANAGER
 Dusty Baker
 4th season at Hou (230-154)
 26th in MLB (2,093-1,790)

Sweep Information

Last Sweep by Reds

	at Cin	at Hou
2-Game:	9/22/92	9/14-15/81
3-Game:	6/17-19/19	9/16-18/13
4-Game:	5/21-24/04	6/24-27/99
DH:	4/14/96	None

Last Sweep by Astros

	at Cin	at Hou
2-Game:	4/23-24/08	9/7-8/98
3-Game:	9/25-27/07	8/30-9/1/05
4-Game:	8/7-10/08	7/7-10/03
DH:	7/14/68	7/2/66

Series Highs

Runs Scored by Cin (Game)

18 (8/3/1989, 18-2 at Cin)

Runs Scored by Hou (Game)

13 (8x, Last: 8/10/2008, 13-4 at Cin)

Longest Game

16 Inn. (4/9/1988 at Cin)

Win Streak by Cin (Single Season)

11g (5/22-9/4, 1995)

Win Streak by Hou (Single Season)

10g (4/9-7/20, 2003)

REGULAR SEASON RECORD VS ROYALS

All-Time Since 1997: 14-18
 At Cinergy Field: 2-3
 At Great American Ball Park: 4-8
 At Kauffman Stadium: 8-7

2021 RESULTS

7/5 at KC W, 6-2 Gutierrez / Minor
 7/6 at KC L, 6-7 Lovelady / Hembree
 7/7 at KC W, 5-2 Gray / Barlow / Hembree

2020 RESULTS

8/11 at Cin ... W, 6-5 (10) Sims / Staumont
 8/12 at Cin ... L, 4-5 Keller / Miley / Rosenthal
 8/18 at KC Postponed by positive COVID-19 test
 8/19 at KC ... L, 0-4 Keller / Castillo / Rosenthal
 8/19 at KC ... W, 5-0 BAUER / Harvey



MANAGER
 Matt Quatraro
 1st season at KC (0-0)
 1st in MLB (0-0)

Sweep Information

Last Sweep by Reds

	at Cin	at KC
2-Game:	None	6/12-13/18
3-Game:	None	6/5-6/99
DH:	None	6/5/99

Last Sweep by Royals

	at Cin	at KC
2-Game:	9/25-26/18	5/19-20/15
3-Game:	None	6/12-14/09
DH:	None	None

Series Highs

Runs Scored by Cin (Game)

14 (6/6/1999, 14-3 at KC)

Runs Scored by KC (Game)

9 (6/27/2006, 9-8 at Cin)

Longest Game

11 Inn. (6/11/2010 at Cin)

Win Streak by Cin (Single Season)

3g (6/5-6/6, 1999)

Win Streak by KC (Single Season)

4g (5/19-8/19, 2015)



2022: 73-89
3RD, AL WEST

REDS VS ANGELS

2002 at LA	1-2
2007 at Cin	1-2
2013 at Cin	2-1
2016 at LA	0-3
2019 at LA	0-2
2019 at Cin	2-0

2023 SCHEDULE

Mon, 8/21 at LAA	9:38
Tue, 8/22 at LAA	9:38
Wed, 8/23 at LAA	4:07

All times eastern

REGULAR SEASON RECORD VS ANGELS

All-Time Since 2002:	6-10
At Great American Ball Park:	5-3
At Angel Stadium of Anaheim:	1-7

2019 RESULTS

6/25 at LA	L, 1-5	Heaney / Mahle
6/26 at LA	L, 1-5	Bedrosian / Iglesias
8/5 at Cin	W, 7-4	Castillo / Cole / Iglesias
8/6 at Cin	W, 8-4	DeSclafani / Suarez



MANAGER

Phil Nevin
 2nd season at LAA (46-60)
 2nd in MLB (46-60)

Sweep Information

Last Sweep by Reds

	<u>at Cin</u>	<u>at LAA</u>
2-Game:	8/5-6/19	None
3-Game:	None	None
4-Game:	None	None

Last Sweep by Angels

	<u>at Cin</u>	<u>at LAA</u>
2-Game:	None	6/25-26/19
3-Game:	None	8/29-31/16
4-Game:	None	None

Series Highs

Runs Scored by Cin (Game)

8 (8/6/2019, 8-4 at Cin)

Runs Scored by LAA (Game)

9 (2x Last: 8/29/2016, 9-2 at LAA)

Longest Game

13 Inn. (4/1/2013 at Cin)

Win Streak by Cin (Single Season)

2g (2x, 4/3-4/4, 2013 & 8/5-6, 2019)

Win Streak by LAA (Single Season)

3g (8/29-31, 2016)



2022: 78-84
3RD, AL CENTRAL

REDS VS TWINS

1997 at Min	1-2
1998 at Cin	2-1
1999 at Min	1-2
2000 at Cin	3-0
2001 at Min	0-3
2012 at Cin	1-2
2015 at Cin	2-1
2018 at Min	2-1
2020 at Min	2-1
2021 at Min	1-1
2021 at Cin	1-1

2023 SCHEDULE

Mon, 9/18 at Cin ...	FS1, 6:40
Tue, 9/19 at Cin	6:40
Wed, 9/20 at Cin	12:35

All times eastern

REGULAR SEASON RECORD VS TWINS

All-Time Since 1997:	16-15
At Riverfront / Cinergy Field:	5-1
At Great American Ball Park:	4-4
At HHH Metrodome:	2-7
At Target Field:	5-3

2021 RESULTS

6/21 at Min ..	L, 5-7 (12)	Shoemaker / Hembree
6/22 at Min ..	W, 10-7	Antone / Robles / Garrett
8/3 at Cin	L, 5-7	Coulombe/Hembree/Colomé
8/4 at Cin	W, 6-5	Castillo / Barnes / Lorenzen



MANAGER

Rocco Baldelli
 5th season at Min (288-258)
 5th in MLB (288-258)

Sweep Information

Last Sweep by Reds

	<u>at Cin</u>	<u>at Min</u>
2-Game:	None	None
3-Game:	6/2-4/00	None
4-Game:	None	None

Last Sweep by Twins

	<u>at Cin</u>	<u>at Min</u>
2-Game:	None	None
3-Game:	None	7/6-8/01
4-Game:	None	None

Series Highs

Runs Scored by Cin (Game)

15 (4/27/2018, 15-9 at Min)

Runs Scored by Min (Game)

9 (4/27/2018, 15-9 at Min)

Longest Game

12 Inn. (6/21/21, 5-7 at Min)

Win Streak by Cin (Single Season)

3g (6/2-6/4, 2000)

Win Streak by Min (Single Season)

3g (7/6-7/8, 2001)


2022: 99-63
1ST, AL EAST

 Beat Cle in ALDS, 3-2
 Lost to Hou in ALCS, 4-0

REDS VS YANKEES

2003 at Cin	2-1
2008 at NY (old YS)...	2-1
2011 at Cin	1-2
2012 at NY	2-1
2014 at NY	0-3
2017 at Cin	1-1
2017 at NY	0-2
2022 at NY	2-1

2023 SCHEDULE

Fri, 5/19 at Cin	6:40
Sat, 5/20 at Cin	4:10
Sun, 5/21 at Cin ... *	11:35

All times eastern

* Peacock national broadcast

REGULAR SEASON RECORD VS YANKEES

All-Time Since 2003:	10-12
At Great American Ball Park:	4-4
At Old Yankee Stadium:	2-1
At New Yankee Stadium:	4-7

2022 RESULTS

7/12 at NY ... W, 4-3	Sanmartin / Holmes / Diaz
7/13 at NY ... L, 6-7 (10)	King / Diaz
7/14 at NY ... W, 7-6 (10) ..	Sanmartin/Luetge/Moreta

2017 RESULTS

5/8 at Cin	L, 4-10	Tanaka / Davis
5/9 at Cin	W, 5-3	Adleman / Sabathia / Iglesias
7/25 at NY	L, 2-4	Montgomery/Castillo/Chapman
7/26 at NY	L, 5-9	Severino / Bailey


MANAGER

 Aaron Boone
 6th season at NYY (427-281)
 6th in MLB (427-281)

Sweep Information
Last Sweep by Reds

	<u>at Cin</u>	<u>at NYY</u>
2-Game:	None	None
3-Game:	None	None
4-Game:	None	None
DH:	None	None

Last Sweep by Yankees

	<u>at Cin</u>	<u>at NYY</u>
2-Game:	None	7/25-26/17
3-Game:	None	7/18-20/14
4-Game:	None	None
DH:	None	None

Series Highs
Runs Scored by Cin (Game)

10 (6/22/2011/g2, 10-2 at Cin)

Runs Scored by NYY (Game)

10 (2x last 5/8/2017, 10-4 at Cin)

Longest Game

10 Inn. (2x, 7/13, 7/14, 2022)

Win Streak by Cin

2g (3x, Last: 5/19-5/20, 2012)

Win Streak by NYY

4g (7/18/2014 - 5/8/2017)


2022: 60-102
5TH, AL WEST
REDS VS ATHLETICS

2002 at Cin	0-3
2004 at Oak	0-3
2007 at Oak	1-2
2010 at Oak	3-0
2013 at Oak	0-2
2013 at Cin	2-0
2016 at Cin	2-1
2019 at Oak	1-2

2023 SCHEDULE

Fri, 4/28 at Oak	9:40
Sat, 4/29 at Oak	4:07
Sun, 4/30 at Oak	4:07

All times eastern

REGULAR SEASON RECORD VS ATHLETICS

All-Time Since 2002:	9-13
At Riverfront/Cinergy Field:	0-3
At Great American Ball Park:	4-1
At Oakland Coliseum:	5-9

2019 RESULTS

5/7 at Oak L, 0-2	FIERS NO-HITTER / Mahle
5/8 at Oak L, 4-5 (13)	Hendriks / Stephenson
5/9 at Oak ... W, 3-0	Roark / Bassitt / Iglesias

2016 RESULTS

6/10 at Cin ... W, 2-1	Wood / Gray / Cingrani
6/11 at Cin ... W, 2-1 ..	Straily / Mengden / Ohlendorf
6/12 at Cin ... L, 1-6	Rodriguez / Lamb


MANAGER

 Mark Kotsay
 2nd season at Oak (60-102)
 2nd in MLB (60-102)

Sweep Information
Last Sweep by Reds

	<u>at Cin</u>	<u>at Oak</u>
2-Game:	8/6-7/13	None
3-Game:	None	6/21-23/10
DH:	None	None

Last Sweep by Athletics

	<u>at Cin</u>	<u>at Oak</u>
2-Game:	None	6/25-26/13
3-Game:	6/21-23/02	6/7-9/04
DH:	None	None

Series Highs
Runs Scored by Cin (Game)

8 (6/9/2004, 8-17 at Oak)

Runs Scored by Oak (Game)

17 (6/9/2004, 17-8 at Oak)

Longest Game

13 Inn. (5/8/2019, 4-5 at Oak)

Win Streak by Cin (Single Season)

3g (6/21-6/23, 2010)

Win Streak by Oak (Single Season)

3g (2x, Last: 6/7-6/9, 2004)



2022: 90-72

2ND, AL WEST

Beat Tor in ALWC, 2-0
Lost to Hou in ALDS, 3-0

REDS VS MARINERS

2002 at Cin 0-3
2007 at Sea 1-2
2010 at Sea 0-3
2013 at Cin 1-2
2016 at Cin 0-3
2019 at Sea 1-2

2023 SCHEDULE

Mon, 9/4 at Cin 4:10
Tue, 9/5 at Cin 6:40
Wed, 9/6 at Cin 6:40
All times eastern

REGULAR SEASON RECORD VS MARINERS

All-Time Since 2002: 3-15
At Riverfront / Cinergy Field: 0-3
At Great American Ball Park: 1-5
At Safeco Field / T-Mobile Park: 2-7

2019 RESULTS

9/10 at Sea L, 3-4 Altavilla / Garrett / Bass
9/11 at Sea L, 3-5 Gonzalez / Gray / Bass
9/12 at Sea W, 11-5 Romano / Altavilla

2016 RESULTS

5/20 at Cin L, 3-8 Iwakuma / Wood
5/21 at Cin L, 0-4 Hernandez / Lamb
5/22 at Cin L, 4-5 Miley / Simon / Cishek



MANAGER

Scott Servais
8th season at Sea (528-504)
8th in MLB (528-504)

Sweep Information

Last Sweep by Reds

	<u>at Cin</u>	<u>at Sea</u>
2-Game:	None	None
3-Game:	None	None
4-Game:	None	None

Last Sweep by Mariners

	<u>at Cin</u>	<u>at Sea</u>
2-Game:	None	None
3-Game:	5/20-22/16	6/18-20/10
4-Game:	None	None

Series Highs

Runs Scored by Cin (Game)

16 (6/22/2007, 16-1 at Sea)

Runs Scored by Sea (Game)

9 (6/23/2007, 9-1 at Sea)

Longest Game

9 Inn. (many times)

Win Streak by Cin (Single Season)

None

Win Streak by Sea (Single Season)

3g (3x, Last: 5/20-22, 2016)



2022: 86-76

3RD, AL EAST

Lost to Cle in ALWC, 2-0

REDS VS RAYS

2003 at TB 3-0
2005 at Cin 3-0
2011 at TB 2-1
2014 at Cin 1-2
2017 at TB 1-2
2022 at Cin 3-0

2023 SCHEDULE

Mon, 4/17 at Cin 6:40
Tue, 4/18 at Cin 6:40
Wed, 4/19 at Cin 12:35
All times eastern

REGULAR SEASON RECORD VS RAYS

All-Time Since 2003: 13-5
At Great American Ball Park: 7-2
At Tropicana Field: 6-3

2022 RESULTS

7/8 at Cin W, 2-1 (10) Kuhnelt / Wisler
7/9 at Cin W, 5-4 (10) Hoffman / Faucher
7/10 at Cin W, 10-5 Lodolo / Baz

2017 RESULTS

6/19 at TB W, 7-3 Lorenzen / Alvarado
6/20 at TB L, 5-6 Cobb / Garrett / Colome
6/21 at TB L, 3-8 Ramirez / Adleman / Whitley



MANAGER

Kevin Cash
9th season at TB (640-554)
9th in MLB (640-554)

Sweep Information

Last Sweep by Reds

	<u>at Cin</u>	<u>at TB</u>
2-Game:	None	None
3-Game:	7/8-10/22	6/10-12/03
DH:	None	None

Last Sweep by Rays

	<u>at Cin</u>	<u>at TB</u>
2-Game:	None	None
3-Game:	None	None
DH:	None	None

Series Highs

Runs Scored by Cin (Game)

14 (6/9/2005, 14-5 at Cin)

Runs Scored by TB (Game)

9 (6/8/2005, 9-11 at Cin)

Longest Game

10 Inn. (2x, 7/8, 7/9, 2022)

Win Streak by Cin

7g (6/10/2003 - 6/27/2011)

Win Streak by TB

2g (2x, Last: 6/20-6/21, 2017)



2022: 68-94
4TH, AL WEST

REDS VS RANGERS

2002 at Tex	1-2
2004 at Cin	3-0
2007 at Cin	1-2
2013 at Tex	1-2
2016 at Tex	1-1
2016 at Cin	1-1
2019 at Cin	1-2

2023 SCHEDULE

Mon, 4/24 at Cin	6:40
Tue, 4/25 at Cin	6:40
Wed, 4/26 at Cin	12:35

All times eastern



2022: 92-70
2ND, AL EAST
Lost to Sea in ALWC, 2-0

REDS VS BLUE JAYS

2003 at Cin	1-2
2008 at Tor	1-2
2009 at Tor	1-2
2011 at Cin	1-2
2014 at Cin	2-1
2017 at Tor	0-3
2022 at Tor	1-2

2023 SCHEDULE

Fri, 8/18 at Cin	6:40
Sat, 8/19 at Cin	6:40
Sun, 8/20 at Cin	1:40

All times eastern

REGULAR SEASON RECORD VS RANGERS

All-Time Since 2002: 9-10
At Great American Ball Park: 6-5
At Rangers Ballpark / Globe Life Park: 3-5
At Globe Life Field: 0-0

2019 RESULTS

6/14 at Cin L, 1-7 Martin / Mahle / Smyly
6/15 at Cin L, 3-4 Minor / Roark / Kelley
6/16 at Cin W, 11-3 Gray / Jurado

2016 RESULTS

6/21 at Tex W, 8-2 DeSclafani / Lewis
6/22 at Tex L, 4-6 Hamels / Straily / Dyson
8/23 at Cin W, 3-0 Straily / Holland / Cingrani
8/24 at Cin L, 5-6 Diekman / Wood / Dyson



MANAGER

Bruce Bochy
1st season at Tex (0-0)
26th in MLB (2003-2029)

Sweep Information

Last Sweep by Reds

	at Cin	at Tex
2-Game:	None	None
3-Game:	6/15-17/04	None
DH:	None	None

Last Sweep by Rangers

	at Cin	at Tex
2-Game:	None	None
3-Game:	None	None
DH:	None	None

Series Highs

Runs Scored by Cin (Game)

11 (6/3/2019, 11-3 at Cin)

Runs Scored by Tex (Game)

11 (6/17/2007, 11-4 at Cin)

Longest Game

11 Inn. (2x, Last: 6/29/2013 at Tex)
Win Streak by Cin (Single Season)
3g (6/15-6/17, 2004)
Win Streak by Tex (Single Season)
2g (6/14-15, /2019)

REGULAR SEASON RECORD VS BLUE JAYS *

All-Time: 7-14
At Great American Ball Park: 4-5
At Rogers Centre: 3-9
* Regular season since 2003

2022 RESULTS

5/20 at Tor L, 1-2 Ryu / Castillo / Romano
5/21 at Tor L, 1-3 Manoah / Cessa / Romano
5/22 at Tor W, 3-2 Diaz / Garcia / Warren

2017 RESULTS

5/29 at Tor L, 2-17 Stroman / Bonilla
5/30 at Tor L, 4-6 Smith / Wood / Osuna
5/31 at Tor L, 4-5 Grilli / Peralta / Osuna



MANAGER

John Schneider
2nd season at Tor (46-28)
2nd in MLB (46-28)

Sweep Information

Last Sweep by Reds

	at Cin	at Tor
2-Game:	None	None
3-Game:	None	None
DH:	None	None

Last Sweep by Blue Jays

	at Cin	at Tor
2-Game:	None	None
3-Game:	None	5/29-31/17
DH:	None	None

Series Highs

Runs Scored by Cin (Game)

11 (6/21, 2014, 11-1 at Cin)

Runs Scored by Tor (Game)

17 (5/29, 2017, 2-17 at Tor)

Longest Game

10 Inn. (6/25/2008 at Tor)
Win Streak by Cin
2g (6/21-6/22, 2014)
Win Streak by Tor
3g (2x, Last: 5/29-5/31, 2017)

MAJOR LEAGUE BALLPARKS



Baltimore Orioles - Oriole Park at Camden Yards
333 W. Camden St., Baltimore, MD 21201
(410) 685-9800

Boston Red Sox - Fenway Park
4 Jersey St., Boston, MA 02215-3496
(617) 226-6000

Chicago White Sox - Guaranteed Rate Field
333 W. 35th St., Chicago, IL 60616
(312) 674-1000

Cleveland Guardians - Progressive Field
2401 Ontario St., Cleveland, OH 44115
(216) 420-4200

Detroit Tigers - Comerica Park
2100 Woodward Ave., Detroit, MI 48201
(313) 962-4000

Houston Astros - Minute Maid Park
501 Crawford St., Houston, TX 77002
(713) 259-8000

Kansas City Royals - Kauffman Stadium
One Royal Way, Kansas City, MO 64129
(816) 921-8000

LA Angels of Anaheim - Angel Stadium of Anaheim
2000 Gene Autry Way, Anaheim, CA 92806
(714) 940-2000

Minnesota Twins - Target Field
1 Twins Way, Minneapolis, MN 55403
(612) 659-3400

New York Yankees - Yankee Stadium
One E. 161st St., Bronx, NY 10451
(718) 293-4300

Oakland Athletics - Oakland Coliseum
7000 Coliseum Way, Oakland, CA 94621
(510) 638-4900

Seattle Mariners - T-Mobile Park
1250 First Ave. S., Seattle, WA 98134
(206) 346-4000

Tampa Bay Rays - Tropicana Field
One Tropicana Drive, St. Petersburg, FL 33705
(727) 825-3137

Texas Rangers - Globe Life Field
734 Stadium Drive, Arlington, TX 76011
(817) 533-1972

Toronto Blue Jays - Rogers Centre
1 Blue Jays Way, #3200, Toronto, ON M5V 1J1
(416) 341-1000



Arizona Diamondbacks - Chase Field
401 E. Jefferson St., Phoenix, AZ 85004
(602) 462-6500

Atlanta Braves - Truist Park
755 Battery Ave., Atlanta, GA 30339-3017
(404) 614-2300

Chicago Cubs - Wrigley Field
1060 W. Addison St., Chicago, IL 60613
(773) 404-2827

Cincinnati Reds - Great American Ball Park
100 Joe Nuxhall Way, Cincinnati, OH 45202
(513) 765-7000

Colorado Rockies - Coors Field
2001 Blake St., Denver, CO 80205
(303) 292-0200

Los Angeles Dodgers - Dodger Stadium
1000 Elysian Park Ave., Los Angeles, CA 90012
(323) 224-1500

Miami Marlins - loanDepot Park
501 Marlins Way, Miami, FL 33125
(305) 480-1300

Milwaukee Brewers - American Family Field
One Brewers Way, Milwaukee, WI 53214
(414) 902-4500

New York Mets - Citi Field
126th Street, Flushing, NY 11368
(718) 507-6387

Philadelphia Phillies - Citizens Bank Park
One Citizens Bank Way, Philadelphia, PA 19148
(215) 463-6000

Pittsburgh Pirates - PNC Park at North Shore
115 Federal St., Pittsburgh, PA 15212
(412) 323-5000

St. Louis Cardinals - Busch Stadium
700 Clark St., St. Louis, MO 63102
(314) 345-9600

San Diego Padres - Petco Park
100 Park Blvd., San Diego, CA 92101
(619) 795-5000

San Francisco Giants - Oracle Park
24 Willie Mays Plaza, San Francisco, CA 94107
(415) 972-2000

Washington Nationals - Nationals Park
1500 S. Capitol St. SE, Washington, D.C. 20003
(202) 640-7000

2023 NOTES





HISTORY

RHP Luis Castillo was the Reds' lone representative in the 2022 All-Star Game at Dodger Stadium. In the American League's 3-2 win, he threw a scoreless fifth inning by retiring Det's Miguel Cabrera (6-3), Hou's Kyle Tucker (strikeout) and Min's Luis Arraez (strikeout).

On July 29, Castillo was traded to the Mariners for minor leaguers IF Noelvi Marte, IF Edwin Arroyo, RHP Levi Stoudt and RHP Andrew Moore. Marte (#2) and Encarnacion-Strand (#5) began the 2023 season rated by Baseball America as Top 5 prospects in the Reds' organization.

While with the Reds, Castillo was a 2-time National League All-Star and their Opening Day pitcher in 2019 and 2021. Since his Major League debut in 2017 and through his July 2022 trade to the Mariners, he was the Reds' leader in wins, starts, innings pitched and strikeouts.

IMPORTANT DATES IN REDS HISTORY

- May 4, 1869** – The 1869 Cincinnati Red Stockings, the first all-professional team, kick off the regular season with a 45-9 win over the Great Westerns of Cincinnati.
- June 15, 1869** – In what was widely considered the greatest game in baseball history up to that time, the visiting Red Stockings defeated the powerhouse Mutual club of New York, 4-2.
- Nov. 6, 1869** – In the final official match of the season, the Red Stockings defeat the Mutuals of New York, 17-8, on Union Grounds. Baseball's first team of professionals finished the season with a perfect 57-0 record (although the team won more than 70 games, team captain Harry Wright only counted games against other National Association clubs as official).
- June 14, 1870** – After 130 consecutive games without a loss, Cincinnati falls to the Brooklyn Atlantics, 8-7, in extra innings. The streak includes 81 official games and 49 exhibitions.
- Feb. 2, 1876** – The National League is formed in New York City with Cincinnati as a charter member, along with Chicago, Boston, St. Louis, Hartford, Louisville, New York and Philadelphia.
- Oct. 8, 1880** – Cincinnati is expelled from the National League, due in part to its refusal to stop renting out their ballpark on Sundays and to cease selling beer during games.
- Nov. 2, 1881** – The American Association is formed in a meeting at the Gibson Hotel in Cincinnati, where the Reds will play for the next eight seasons.
- Sept. 16, 1882** – The Reds clinch the American Association pennant, winning the first league title by a professional team based in Cincinnati.
- April 17, 1889** – The first Opening Day "festivities" included ballpark decorations and a pre-game concert by the Cincinnati Orchestra.
- Nov. 14, 1889** – Cincinnati is granted re-admission to the National League, joining Boston, Brooklyn, Chicago, Cleveland, New York, Philadelphia and Pittsburgh.
- April 22, 1891** – The first Opening Day parade is organized by new owner John T. Brush. The parade consists of Webber's military band and two large horse-drawn wagons, called Tally-ho's, which were occupied by the Reds and the opponent, the Cleveland Spiders.
- April 17, 1902** – One of the most ornately designed ballparks in Major League history, the "Palace of the Fans," hosts its first game.
- April 11, 1912** – Redland Field (later known as Crosley Field) hosts its first game as the Reds beat Chicago, 10-6. The official dedication of the ballpark was held May 18.
- Sept. 16, 1919** – The Reds clinch the first National League pennant in franchise history with a 4-3 victory over the Giants at Redland Field.
- Oct. 9, 1919** – The Reds win the franchise's first World Series, defeating the White Sox, 10-5, in Chicago to claim the eighth and decisive game of the best-of-nine series.
- April 16, 1934** – The Reds' board of directors rename Redland Field "Crosley Field" in honor of new team owner Powel Crosley Jr.. Crosley, a radio tycoon, bought the team on February 4 and assured fans that the team would stay in Cincinnati.
- June 8, 1934** – The Reds become the first team in Major League history to use an airplane to travel from one city to another. They flew from Cincinnati to Chicago.
- May 24, 1935** – The first night game in Major League history is played at Crosley Field. The Reds beat the Phillies, 2-1, before 20,422 fans.
- Jan. 27, 1937** – Crosley Field's playing surface is submerged under 21 feet of water due to local creek flooding. Reds pitcher Lee Grissom and groundskeeper Matty Schwab are photographed in a rowboat crossing the field.
- June 11, 1938** – Johnny Vander Meer pitches the first of two straight no-hitters, defeating the Boston Braves, 3-0, at Crosley Field.
- June 15, 1938** – Johnny Vander Meer pitches his second straight no-hitter, a 6-0 victory over the Dodgers in the first night game played at Brooklyn's Ebbets Field. Vander Meer remains the only pitcher in Major League history to throw no-hitters in consecutive starts.
- July 6, 1938** – Crosley Field plays host to the sixth All-Star Game. Ernie Lombardi, Paul Derringer, Ival Goodman, Frank McCormick and Johnny Vander Meer represent the Reds on the NL squad. Vander Meer tosses 3.0 scoreless innings as the NL wins, 4-1.
- Sept. 28, 1939** – The Reds clinch the franchise's second National League pennant but are swept by the Yankees in the World Series.
- Oct. 8, 1940** – The Reds clinch their second World Series title in a Game 7, 2-1 win over the Tigers. Reds Hall of Fame pitcher Paul Derringer wins his second complete game of the series.
- June 10, 1944** – Pitcher Joe Nuxhall becomes the youngest player in the 20th century to appear in a Major League game. Nuxhall – at 15 years, 10 months and 11 days – yields 5 runs and retires just 2 batters in 2/3 of an inning. Nuxhall wouldn't pitch again in the majors until 1952.
- July 25, 1947** – Ewell Blackwell sets the NL record for righthanders and a club record by winning his 16th consecutive start.
- July 6, 1949** – The Reds' Walker Cooper sets a club record by collecting 10 RBI in a game vs the Cubs.
- July 14, 1953** – Crosley Field plays host to the All-Star Game. A crowd of 30,846 watch as the NL defeats the AL, 5-1. Gus Bell and Ted Kluszewski represent Cincinnati.
- Sept. 29, 1956** – The Reds tied the Major League record for team HR when Smoky Burgess belts the team's 221st home run of the season.
- July 1, 1957** – After Cincinnati fans stuff the ballot box and vote 8 starters onto the All-Star team, the NL intervenes and pulls 3 Reds players from the starting lineup. Willie Mays, Hank Aaron and Stan Musial replace George Crowe, Wally Post and Gus Bell as starters.
- July 18, 1958** – The inaugural Reds Hall of Fame Induction Class is honored in pregame ceremonies. Bucky Walters, Ernie Lombardi, Paul Derringer, Johnny Vander Meer and Frank McCormick are the first inductees.
- Sept. 26, 1961** – The Reds clinch the National League pennant for the third time but lost to the Yankees in a 5-game World Series.
- Sept. 1, 1967** – The Reds play the longest game in club history and lose to the San Francisco Giants, 1-0, in 21 innings.
- June 24, 1970** – The last of 4,453 regular-season NL games is played at Crosley Field. The Reds beat the San Francisco Giants, 5-4.
- June 30, 1970** – Riverfront Stadium opens as 51,050 fans attend to see the Reds host the Braves. Atlanta wins, 8-2, as Hank Aaron hits the stadium's first home run.
- July 14, 1970** – Just 2 weeks after its opening, Riverfront Stadium hosts the All-Star Game. The NL scores a dramatic 5-4 victory in 12 innings as Pete Rose crashes into AL catcher Ray Fosse to score the winning run on Jim Hickman's RBI-single. Rose was joined in the Midsummer Classic by teammates Johnny Bench, Jim Merritt, Tony Perez and Wayne Simpson.

Oct. 5, 1970 – The Reds complete a sweep of the Pirates to win the first National League Championship Series in franchise history. The victory clinches the first of four pennants the club would win in the decade. The Reds would fall to the Orioles in a five-game World Series.

Nov. 29, 1971 – In one of the most significant trades in Reds history, Cincinnati sends Lee May, Tommy Helms and Jimmy Stewart to the Astros in exchange for Joe Morgan, Jack Billingham, Cesar Geronimo, Ed Armbrister and Denis Menke.

Oct. 11, 1972 – The Reds score 2 runs in the bottom of the ninth to beat the Pirates, 4-3, in the fifth and deciding game of the NLCS. Johnny Bench ties the game with a homer off Dave Giusti and George Foster scores the winning run on Bob Moose's wild pitch. 11 days later, the Reds drop Game 7 of the World Series to the Oakland A's.

Oct. 22, 1975 – The Reds win their first World Series title in 35 years with a 4-3 win over the Boston Red Sox in Game 7. The Series proves to be one of the most exciting in baseball history and features five 1-run games and five come-from-behind victories. Series MVP Pete Rose (10-for-27, .370) helps the Reds to come from behind in every one of their victories.

Oct. 21, 1976 – Cincinnati's Big Red Machine wins its second straight World Series title by sweeping the Phillies and Yankees. The 1976 Reds remain the only team in Major League history to sweep an entire postseason since the addition of divisions.

Sept. 28, 1977 – George Foster hits his club-record 52nd home run during an 8-0 win over the Padres at Riverfront Stadium. Foster would go on to dominate the NL MVP voting after hitting .320 with a league-high 149 RBI and 124 runs scored.

July 31, 1978 – Pete Rose extends his hitting streak to 44 consecutive games, a mark topped only by Joe DiMaggio's record of 56. Rose would have the streak halted the next night in Atlanta.

Sept. 17, 1983 – Johnny Bench homers off Houston's Mike Madden on "Johnny Bench Night" at Riverfront Stadium. It was the 389th and final homer of his career.

Aug. 17, 1984 – Pete Rose debuts as Reds player/manager. Rose leads the Reds to a 6-4 win over the Cubs and goes 2-for-4 with two RBI.

Sept. 11, 1985 – Pete Rose becomes baseball's all-time hits leader with a single off San Diego's Eric Show for career hit No. 4,192.

Aug. 2, 1987 – Eric Davis hits his 30th home run of the season to become the first player in franchise history with 30 home runs and 30 stolen bases in the same season.

July 12, 1988 – The All-Star Game returns to Riverfront Stadium as the AL edges the NL, 2-1. Danny Jackson, Barry Larkin and Chris Sabo represent the Reds.

Sept. 16, 1988 – In a 1-0 victory vs the Dodgers, Tom Browning becomes the first pitcher in Reds history to throw a perfect game.

Aug. 24, 1989 – Cincinnati hero Pete Rose is given a lifetime ban from baseball for conduct related to gambling.

Oct. 20, 1990 – After edging the Pirates in the NLCS, the Reds sweep heavily favored Oakland to claim the fifth World Series title in team history. Series MVP Jose Rijo and Chris Sabo lead Cincinnati during the Series.

Nov. 15, 1995 – Barry Larkin wins the 1995 NL MVP after setting a club record for shortstops with a .319 batting average (min. 400 at-bats) and a modern club record of 51 stolen bases.

April 1, 1996 – On Opening Day, veteran umpire John McSherry collapses behind home plate just 7 pitches into the game. McSherry is rushed to University Hospital, where he died from a heart attack.

Sept. 9, 1996 – Riverfront Stadium officially is renamed Cinergy Field.

Sept. 22, 1996 – Barry Larkin becomes the first shortstop in ML history to produce 30 homers and 30 stolen bases in the same season, when he belts his 30th homer in the first game of a doubleheader against the St. Louis Cardinals.

June 13, 1997 – For the first time in the team's 129-year history, the Reds play an American League opponent during the regular season. The White Sox spoil the first Interleague game with a 3-1 win.

Oct. 4, 1999 – After finishing the regular season tied for the NL Wild Card spot with a 96-66 record, the Reds fall to the Mets, 5-0, in the sixth 1-game playoff in Major League history.

Sept. 11, 2001 – All games are postponed due to terrorist acts in New York (World Trade Center), Washington D.C. (The Pentagon) and Somerset, PA. The regular season schedule would not resume for another 6 days.

Sept. 22, 2002 – The Reds lose to the Phillies, 4-3, in the last game played at Riverfront Stadium/Cinergy Field.

Dec. 29, 2002 – In just 37 seconds, Cinergy Field is imploded at 8:00 a.m. More than 25,000 spectators witness the event.

March 31, 2003 – In the debut of Great American Ball Park, the Reds lose to the Pirates, 10-1, before a sellout crowd of 42,343.

June 20, 2004 – Ken Griffey Jr. joins baseball's 500 Home Run Club with a sixth-inning solo shot in St. Louis off Matt Morris. Griffey's Father's Day blast makes him only the 20th player in history to accomplish the feat and the first player to hit his 500th as a Red.

April 3, 2006 – George W. Bush became the first sitting president ever to throw out an Opening Day first pitch in Cincinnati and only the second sitting president to participate in the pre-game ceremony. President Richard M. Nixon threw out the first pitch prior to the 1970 All-Star Game at Riverfront Stadium. Cincinnati native William Howard Taft is the only other sitting president ever to attend a game in Cincinnati.

Sept. 26, 2007 – At Great American Ball Park, Brandon Phillips hit his 30th home run (off Hou's Juan Gutierrez) to become only the second second baseman in Major League history - and only the third Reds player - ever to produce 30 HR and 30 SB in the same year.

June 9, 2008 – Ken Griffey Jr. becomes baseball's sixth batter to reach the 600 Home Run milestone, hitting a first-inning blast off the Marlins' Mark Hendrickson in Miami.

Sept. 28, 2010 – Jay Bruce's home run on the first pitch from Tim Lincecum in the bottom of the ninth inning of the 3-2 win vs the Astros is the fifth HR in Major League history that clinches a team's postseason berth. The Reds win the NL Central for the first time since 1995.

July 14, 2015 – Major League Baseball's 86th All-Star Game takes place at Great American Ball Park, as 43,656 are in attendance for a 6-3 AL win. 3B Todd Frazier and P Aroldis Chapman represent the Reds. The day before, Frazier won the ASG's Home Run Derby.

June 6, 2017 – Second baseman Scooter Gennett becomes the first player in franchise history to hit four home runs in a game in a 13-1 victory over the Cardinals at Great American Ball Park.

Sept. 4, 2019 – Michael Lorenzen becomes the first player since Babe Ruth to earn the victory, hit a home run and play outfield in the same game. Ruth did it on June 13, 1921.

2020 Season – The 2020 season was shortened to 60 games because of a global pandemic caused by the COVID-19 virus.

August 16, 2021 – Joey Votto recorded the 2,000th hit of his career, a single off Michael Rucker at Great American Ballpark. He joined Johnny Bench as the only Reds players with at least 2,000 hits and 300 home runs.

REDS RECORD, YEAR-BY-YEAR

Year	Pos.	W	L	Pct.	Manager	Pennant Winner
1876	Eighth	9	56	.138	Charles Gould	Chicago
1877	Sixth	15	42	.253	Lipman Pike, Robert Addy.....	Boston
1878	Second	37	23	.617	Calvin McVey	Boston
1879	Fifth	38	36	.514	Calvin McVey, James White.....	Providence
1880	Eighth	21	59	.263	John Edgar Clapp.....	Chicago
TOTALS		120	216	.357		
1890	Fourth	78	55	.586	Thomas Loftus.....	Brooklyn
1891	Seventh	56	81	.409	Thomas Loftus.....	Boston
1892	Fifth	82	68	.547	Charles Comiskey.....	Boston
1893	Tied Sixth	65	63	.508	Charles Comiskey.....	Boston
1894	Tenth	54	75	.419	Charles Comiskey.....	Baltimore
1895	Eighth	66	64	.508	William Ewing.....	Baltimore
1896	Third	77	50	.606	William Ewing.....	Baltimore
1897	Fourth	76	56	.576	William Ewing.....	Boston
1898	Third	92	60	.605	William Ewing.....	Boston
1899	Sixth	83	67	.553	William Ewing.....	Brooklyn
DECADE:		729	639	.533		
1900	Seventh	62	77	.446	Robert Allen.....	Brooklyn
1901	Eighth	52	87	.374	John (Bid) McPhee.....	Pittsburgh
1902	Fourth	70	70	.500	John (Bid) McPhee, Frank Bancroft, J. Kelley.....	Pittsburgh
1903	Fourth	74	65	.532	Joseph Kelley.....	Pittsburgh
1904	Third	88	65	.575	Joseph Kelley.....	New York
1905	Fifth	79	74	.516	Joseph Kelley.....	New York*
1906	Sixth	64	87	.424	Edward (Ned) Hanlon.....	Chicago
1907	Sixth	66	87	.431	Edward (Ned) Hanlon.....	Chicago*
1908	Fifth	73	81	.474	John Ganzel.....	Chicago*
1909	Fourth	77	76	.503	Clark Griffith.....	Pittsburgh**
DECADE:		705	769	.478		
1910	Fifth	75	79	.487	Clark Griffith.....	Chicago
1911	Sixth	70	83	.458	Clark Griffith.....	New York
1912	Fourth	75	78	.490	Henry O'Day.....	New York
1913	Seventh	64	89	.418	Joseph Tinker.....	New York
1914	Eighth	60	94	.390	Charles (Buck) Herzog.....	Boston**
1915	Seventh	71	83	.461	Charles (Buck) Herzog.....	Philadelphia
1916	Tied Seventh	60	93	.392	Charles (Buck) Herzog, Christy Mathewson.....	Brooklyn
1917	Fourth	78	76	.506	Christy Mathewson.....	New York
1918	Third	68	60	.531	Christy Mathewson, Heinie Groh.....	Chicago
1919	FIRST	96	44	.686	PATRICK MORAN.....	CINCINNATI**
DECADE:		717	779	.479		
1920	Third	82	71	.536	Patrick Moran.....	Brooklyn
1921	Sixth	70	83	.458	Patrick Moran.....	New York**
1922	Second	86	68	.558	Patrick Moran.....	New York**
1923	Second	91	63	.591	Patrick Moran.....	New York
1924	Fourth	83	70	.542	John (Jack) Hendricks.....	New York
1925	Third	80	73	.523	John (Jack) Hendricks.....	Pittsburgh**
1926	Second	87	67	.565	John (Jack) Hendricks.....	St. Louis**
1927	Fifth	75	78	.490	John (Jack) Hendricks.....	Pittsburgh
1928	Fifth	78	74	.513	John (Jack) Hendricks.....	St. Louis
1929	Seventh	66	88	.429	John (Jack) Hendricks.....	Chicago
DECADE:		798	735	.521		

Year	Pos.	W	L	Pct.	Manager	Pennant Winner
1930	Seventh	59	95	.383	Dan Howley.....	St. Louis
1931	Eighth	58	96	.377	Dan Howley.....	St. Louis**
1932	Eighth	60	94	.390	Dan Howley.....	Chicago
1933	Eighth	58	94	.382	Owen (Donie) Bush.....	New York**
1934	Eighth	52	99	.344	Robert O'Farrell, Burt Shotton, Charles Dressen.....	St. Louis**
1935	Sixth	68	85	.444	Charles Dressen.....	Chicago
1936	Fifth	74	80	.481	Charles Dressen.....	New York
1937	Eighth	56	98	.364	Charles Dressen, Bobby Wallace.....	New York
1938	Fourth	82	68	.547	William McKechnie.....	Chicago
1939	FIRST	97	57	.630	WILLIAM McKECHNIE.....	CINCINNATI
DECADE:		664	866	.434		
1940	FIRST	100	53	.654	WILLIAM McKECHNIE.....	CINCINNATI**
1941	Third	88	66	.571	William McKechnie.....	Brooklyn
1942	Fourth	76	76	.500	William McKechnie.....	St. Louis**
1943	Second	87	67	.565	William McKechnie.....	St. Louis
1944	Third	89	65	.578	William McKechnie.....	St. Louis**
1945	Seventh	61	93	.396	William McKechnie.....	Chicago
1946	Sixth	67	87	.435	William McKechnie.....	St. Louis**
1947	Fifth	73	81	.474	John Neun.....	Brooklyn
1948	Seventh	64	89	.418	John Neun, William (Bucky) Walters.....	Boston
1949	Seventh	62	92	.403	William (Bucky) Walters.....	Brooklyn
DECADE:		767	769	.499		
1950	Sixth	66	87	.431	J. Luther (Luke) Sewell.....	Philadelphia
1951	Sixth	68	86	.442	J. Luther (Luke) Sewell.....	New York
1952	Sixth	69	85	.448	(Luke) Sewell, Earle Brucker, Rogers Hornsby.....	Brooklyn
1953	Sixth	68	86	.442	Rogers Hornsby, C. Buster Mills.....	Brooklyn
1954	Fifth	74	80	.481	George (Birdie) Tebbetts.....	New York**
1955	Fifth	75	79	.487	George (Birdie) Tebbetts.....	Brooklyn**
1956	Third	91	63	.591	George (Birdie) Tebbetts.....	Brooklyn
1957	Fourth	80	74	.519	George (Birdie) Tebbetts.....	Milwaukee**
1958	Fourth	76	78	.494	George (Birdie) Tebbetts, Jimmy Dykes.....	Milwaukee**
1959	Fifth	74	80	.481	Mayo Smith, Fred Hutchinson.....	Los Angeles**
DECADE:		741	798	.481		
1960	Sixth	67	87	.435	Fred Hutchinson.....	Pittsburgh**
1961	FIRST	93	61	.604	FRED HUTCHINSON.....	CINCINNATI
1962	Third	98	64	.605	Fred Hutchinson.....	San Francisco
1963	Fifth	86	76	.531	Fred Hutchinson.....	Los Angeles**
1964	Tied Second	92	70	.568	Fred Hutchinson, Dick Sisler.....	St. Louis**
1965	Fourth	89	73	.549	Dick Sisler.....	Los Angeles**
1966	Seventh	76	84	.475	Don Heffner, Dave Bristol.....	Los Angeles
1967	Fourth	87	75	.537	Dave Bristol.....	St. Louis**
1968	Fourth	83	79	.512	Dave Bristol.....	St. Louis
1969	Third	89	73	.549	Dave Bristol.....	New York**
DECADE:		860	742	.537		
1970	FIRST	102	60	.628	SPARKY ANDERSON.....	CINCINNATI
1971	Tied Fourth	79	83	.488	Sparky Anderson.....	Pittsburgh**
1972	FIRST	95	59	.617	SPARKY ANDERSON.....	CINCINNATI
1973	FIRST	99	63	.611	SPARKY ANDERSON.....	NEW YORK
1974	Second	98	64	.605	Sparky Anderson.....	Los Angeles
1975	FIRST	108	54	.667	SPARKY ANDERSON.....	CINCINNATI**
1976	FIRST	102	60	.630	SPARKY ANDERSON.....	CINCINNATI**
1977	Second	88	74	.543	Sparky Anderson.....	Los Angeles
1978	Second	92	69	.571	Sparky Anderson.....	Los Angeles
1979	FIRST	90	71	.559	JOHN McNAMARA.....	PITTSBURGH**
DECADE:		953	657	.592		



Year	Pos.	W	L	Pct.	Manager	Pennant Winner
1980	Third	89	73	.549	John McNamara.....	Philadelphia**
1981	#	66	42	.611	John McNamara.....	Los Angeles**
1982	Sixth	61	101	.377	John McNamara, Russ Nixon.....	St. Louis**
1983	Sixth	74	88	.457	Russ Nixon.....	Philadelphia
1984	Fifth	70	92	.432	Vern Rapp, Pete Rose.....	San Diego
1985	Second	89	72	.553	Pete Rose.....	St. Louis
1986	Second	86	76	.531	Pete Rose.....	New York**
1987	Second	84	78	.519	Pete Rose.....	St. Louis
1988	Second	87	74	.540	Pete Rose.....	Los Angeles**
1989	Fifth	75	87	.463	Pete Rose, Tommy Helms.....	San Francisco
DECADE:		781	783	.499		
1990	FIRST	91	71	.562	LOU PINIELLA.....	CINCINNATI**
1991	Fifth	74	88	.457	Lou Piniella.....	Atlanta
1992	Second	90	72	.556	Lou Piniella.....	Atlanta
1993	Fifth	73	89	.451	Tony Perez, Davey Johnson.....	Philadelphia
1994	FIRST	66	48	.579	DAVEY JOHNSON.....	Players' Strike
1995	FIRST	85	59	.590	DAVEY JOHNSON.....	ATLANTA**
1996	Third	81	81	.500	Ray Knight.....	Atlanta
1997	Third	76	86	.469	Ray Knight, Jack McKeon.....	Florida**
1998	Fourth	77	85	.475	Jack McKeon.....	San Diego
1999	Second	96	67	.589	Jack McKeon.....	Atlanta
DECADE:		809	746	.520		
2000	Second	85	77	.525	Jack McKeon.....	New York
2001	Fifth	66	96	.407	Bob Boone.....	Arizona**
2002	Third	78	84	.481	Bob Boone.....	San Francisco
2003	Fifth	69	93	.426	Bob Boone, Dave Miley.....	Florida**
2004	Fourth	76	86	.469	Dave Miley.....	St. Louis
2005	Fifth	73	89	.451	Dave Miley, Jerry Narron.....	Houston
2006	Third	80	82	.494	Jerry Narron.....	St. Louis**
2007	Fifth	72	90	.444	Jerry Narron, Pete Mackanin.....	Colorado
2008	Fifth	74	88	.457	Dusty Baker.....	Philadelphia**
2009	Fourth	78	84	.481	Dusty Baker.....	Philadelphia
DECADE:		751	869	.464		
2010	FIRST	91	71	.562	DUSTY BAKER.....	SAN FRANCISCO**
2011	Third	79	83	.488	Dusty Baker.....	St. Louis**
2012	FIRST	97	65	.599	DUSTY BAKER.....	SAN FRANCISCO**
2013	Third (WC)	90	72	.556	Dusty Baker.....	St. Louis
2014	Fourth	76	86	.469	Bryan Price.....	San Francisco**
2015	Fifth	64	98	.395	Bryan Price.....	New York
2016	Fifth	68	94	.420	Bryan Price.....	Chicago**
2017	Fifth	68	94	.420	Bryan Price.....	Los Angeles
2018	Fifth	67	95	.414	Bryan Price, Jim Riggleman.....	Los Angeles
2019	Fourth	75	87	.463	David Bell.....	Washington**
DECADE:		775	845	.478		
2020	Third (WC)	31	29	.517	David Bell.....	Los Angeles**
2021	Third	83	79	.512	David Bell.....	Atlanta**
2022	Fourth	62	100	.383	David Bell.....	Philadelphia
DECADE:		176	208	.458		
FRANCHISE TOTALS		10,346	10,421	.498		

Season Finishes:

First - 15; Second - 16; Third - 19; Fourth - 23; Fifth - 26; Sixth - 16; Seventh - 11; Eighth - 10; Tenth - 1

World Series winner. In 1969, the National League split into two 6-team divisions, Reds became a member of Western Division. In 1994, the National League split into three divisions, Reds moved to 6-team Central Division. **#NOTE: In 1981, the Reds had the best record overall, finishing 35-21 in the first half of the season, 2nd to Los Angeles, and 31-21 in the second half, 2nd to Houston.

REDS HOME AND ROAD RECORDS SINCE 1900

Year	Home	Road	Year	Home	Road	Year	Home	Road	Year	Home	Road	Year	Home	Road
1900	27-34	35-43	1930	37-40	22-55	1960	37-40	30-47	1990	46-35	45-36	2020	16-13	#15-16
1901	27-43	25-44	1931	38-39	20-57	1961	47-30	46-31	1991	39-42	35-46	2021	44-37	39-42
1902	35-35	35-35	1932	33-44	27-50	1962	58-23	40-41	1992	53-28	37-44	2022	[^] 33-48	29-52
1903	41-35	33-30	1933	37-42	21-52	1963	46-35	40-41	1993	41-40	32-49	* 2019 record includes 1-1 in 2 "home" games played in Monterrey, Mexico		
1904	49-27	39-38	1934	30-47	22-52	1964	47-34	45-36	1994	37-22	29-26			
1905	50-28	29-46	1935	41-35	27-50	1965	49-32	40-41	1995	44-28	41-31	# 9/4/20(g2 at Pit, Cin was the road team but batted in the bottom of each inning (makeup from 8/15/20 postponement at GABP)		
1906	36-40	23-51	1936	42-34	32-46	1966	46-33	30-51	1996	46-35	35-46			
1907	43-36	23-51	1937	28-51	28-47	1967	49-32	38-43	1997	40-41	36-45	^ 2022 record includes a "home" loss at the Field of Dreams game in Dyersville, Iowa		
1908	40-37	33-44	1938	43-34	39-34	1968	40-41	43-38	1998	39-42	38-43			
1909	39-38	38-38	1939	55-25	42-32	1969	50-31	<u>39-42</u>	1999	45-37	51-30			
1910	39-37	36-42	1940	55-21	45-32	1970	57-24	45-36	2000	43-38	42-39			
<u>1911</u>	<u>38-42</u>	<u>32-41</u>	1941	45-34	43-32	1971	46-35	33-48	2001	27-54	39-42			
1912	45-32	30-46	1942	38-39	38-37	1972	42-34	53-25	<u>2002</u>	<u>38-43</u>	<u>40-41</u>			
1913	32-44	32-45	1943	48-29	39-38	1973	50-31	49-32	2003	35-46	34-47			
1914	34-42	26-52	1944	45-33	44-32	1974	50-31	48-33	2004	40-41	36-45			
1915	39-37	32-46	1945	36-41	25-52	1975	64-17	44-37	2005	42-39	31-50			
1916	32-44	28-49	1946	35-42	32-45	1976	49-32	53-28	2006	42-39	38-43			
1917	39-38	39-38	1947	42-35	31-46	1977	48-33	40-41	2007	39-42	33-48			
1918	46-24	22-36	1948	32-45	32-44	1978	49-31	43-38	2008	43-38	31-50			
1919	52-19	44-25	1949	35-42	27-50	1979	48-32	42-39	2009	40-41	38-43			
1920	42-34	40-37	1950	38-38	28-49	1980	44-37	45-36	2010	49-32	42-39			
1921	40-36	30-47	1951	35-42	33-41	1981	32-22	34-20	2011	42-39	37-44			
1922	48-29	38-39	1952	38-39	31-46	1982	33-48	28-53	2012	50-31	47-34			
1923	46-32	45-31	1953	38-39	30-47	1983	36-45	38-43	2013	49-31	41-41			
1924	43-33	40-37	1954	41-36	33-44	1984	39-42	31-50	2014	44-37	32-49			
1925	44-32	36-41	1955	46-31	29-48	1985	47-34	42-38	2015	34-47	30-51			
1926	53-23	34-44	1956	51-26	40-37	1986	43-38	43-38	2016	38-43	30-51			
1927	45-35	30-43	1957	45-32	35-42	1987	42-39	42-39	2017	39-42	29-52			
1928	44-33	34-41	1958	40-37	36-41	1988	45-35	42-39	2018	37-44	30-51			
1929	38-39	28-49	1959	43-34	31-46	1989	38-43	37-44	2019	*41-40	34-47			

ATTENDANCE HISTORY
Reds Home Attendance - Since 1901

1901..... 205,728	1928..... 490,490	1955..... 693,662	1982..... 1,326,528	2009..... 1,747,919
1902..... 217,300	1929..... 295,040	1956..... 1,125,928	1983..... 1,190,419	2010..... 2,060,550
1903..... 351,680	1930..... 386,727	1957..... 1,070,850	1984..... 1,275,887	2011..... 2,213,498
1904..... 391,915	1931..... 263,316	1958..... 788,582	1985..... 1,834,619	2012..... 2,347,251
1905..... 313,927	1932..... 356,950	1959..... 801,298	1986..... 1,692,432	&2013..... 2,492,059
1906..... 330,056	1933..... 218,281	1960..... 663,486	&1987..... 2,185,205	2014..... 2,476,664
1907..... 317,500	1934..... 206,773	1961..... 1,117,603	&1988..... 2,072,528	2015..... 2,419,506
1908..... 399,200	1935..... 448,247	1962..... 982,095	\$1989..... 1,979,320	2016..... 1,894,085
1909..... 424,643	1936..... 446,245	1963..... 858,805	+1990..... 2,400,892	2017..... 1,836,917
1910..... 380,622	1937..... 411,221	1964..... 862,466	1991..... 2,372,377	2018..... 1,629,356
1911..... 300,000	1938..... 706,756	1965..... 1,047,824	&1992..... 2,315,946	\$2019..... 1,775,396
1912..... 344,000	1939..... 981,443	1966..... 742,958	\$1993..... 2,453,232	@2020..... NA
1913..... 258,000	1940..... 850,180	1967..... 958,300	*1994..... 1,897,681	<>2021..... 1,505,024
1914..... 100,791	1941..... 634,513	1968..... 733,354	#1995..... 1,837,649	**2022..... 1,387,947
1915..... 218,878	1942..... 427,031	<u>1969..... 987,991</u>	%1996..... 1,861,428	
1916..... 255,846	1943..... 379,122	1970..... 1,803,568	&1997..... 1,785,788	Total at GABP: 38,623,535
1917..... 269,056	1944..... 409,567	1971..... 1,501,122	1998..... 1,793,679	= 54 home dates, * 60 dates
1918..... 163,009	1945..... 290,970	1972..... 1,611,459	@1999..... 2,061,222	# 71 home dates, % 76 dates
1919..... 532,501	1946..... 715,751	1973..... 2,017,601	@2000..... 2,577,351	+ 78 home dates, \$ 79 dates
1920..... 568,107	1947..... 899,975	1974..... 2,164,307	\$2001..... 1,979,757	& 80 home dates, @ 82 dates
1921..... 311,227	1948..... 823,386	1975..... 2,315,603	&2002..... 1,855,787	\$ \$ 79 dates at GABP, does not
1922..... 493,754	1949..... 707,782	1976..... 2,629,708	2003..... 2,355,259	include 2 dates in Mexico
1923..... 575,063	1950..... 538,794	1977..... 2,519,670	2004..... 2,287,250	@@ COVID-19 season
1924..... 473,707	1951..... 588,268	1978..... 2,532,497	*2005..... 1,943,157	<> 55 of 81 games at full capacity
1925..... 464,920	1952..... 604,197	1979..... 2,356,933	*2006..... 2,134,472	due to COVID-19 restrictions
1926..... 672,987	1953..... 548,086	@1980..... 2,022,450	2007..... 2,058,593	** 79 dates at GABP, does not
1927..... 442,164	1954..... 704,167	=1981..... 1,093,730	2008..... 2,058,632	count Field of Dreams game
				in Dyersville, Iowa; includes 1
				traditional doubleheader
				^ Announced attendance

Reds Largest Home Crowds by Team

Ari 46,101 7/21/00	NY 54,621 10/4/99	Bal 51,531.....(2x)	Min 45,617 6/3/00
Atl 52,567 8/6/94	Phi 55,047 10/12/76	10/10 & 10/11, 1970	LAA 43,168 4/1/13
Chi 52,116 7/9/72	Pit 56,079 10/12/90	Bos 56,393 10/16/75	NY 54,826 10/16/75
Col 54,820 4/1/97	StL 55,438 4/4/88	Cle 54,335 7/8/00	Oak 56,040 10/22/72
LA 55,385 4/3/89	SD 55,356 4/6/92	Chi 42,234 6/20/09	Sea 38,200 5/21/16
Mia 42,956 4/5/12	SF 55,112 4/5/99	Det 42,443 6/9/12	TB 35,356 4/12/14
Mil 55,596 4/3/00	Wsh 43,878 3/30/18	Hou 55,205 4/8/91	Tex 40,383 6/17/04
Mtl 55,456 4/5/93		KC 34,648 6/28/06	Tor 42,530 6/21/14

Reds Top Road Attendance at Each Club

Ari 49,481 4/9/07	NY 55,391 7/27/69	Bal 53,007 10/14/70	LAA 37,260 6/25/19
Atl 50,595 7/4/77	Phi 63,816 7/3/84	Bos 37,072 5/7/14	NY 63,083 10/5/61
Chi 43,786 7/29/45	Pit 48,846 7/16/70	Cle 43,105 6/9/00	Oak 49,410 10/18-20/72
Col 70,069 9/26/93	StL 52,876 9/28/96	Chi 34,379 10/6/19	Sea 46,340 6/22/07
LA 56,000 7/22/09	SD 60,767 6/16/00	Det 55,189 10/6/40	Tex 44,397 6/29/11
Mia 44,363 7/24/93	SF 58,920 6/20/78	Hou 54,037 9/28/99	Tor 44,058 5/31/17
Mil 56,354 9/28/00	Wsh 40,907 4/12/12	KC 30,450 5/20/15	
Mtl 42,944 5/30/82		Min 35,034 7/6/01	

LARGEST HOME CROWDS BY LOCATION
Great American Ball Park

Opening Day.....	44,049 (3/28/19)
Regular Season.....	44,049 (3/28/19)
Season Total.....	2,492,059 (2013)

Riverfront/Cinergy Field

Opening Day.....	55,596 (4/3/00)
Regular Season.....	55,596 (4/3/00)
Season Total.....	2,629,708 (1976)

Crosley Field

Opening Day.....	35,747 (4/15/24)
Regular Season.....	36,691 (4/27/47)
Season Total.....	1,125,928 (1956)

REDS BALLPARKS THROUGH THE YEARS



UNION GROUNDS (1869-70)

Union Grounds served as the first home of baseball's original professional team. The park was located near the area now occupied by the Museum Center in the Union Terminal train station. Anchored by a grandstand called "Grand Duchess," the park could seat up to 4,000 fans.

AVENUE GROUNDS (1876-79)

The Reds headed two miles north from Union Grounds to erect Avenue Grounds, which featured a grandstand that could seat up to 3,000 fans. The ballpark was approximately four miles from the heart of the city's population, so horse-drawn streetcars and trains were a popular way to travel to the park.

BANK STREET GROUNDS (1880-83)

The Reds moved closer to the city with the opening of Bank Street Grounds prior to the 1880 season. The ballpark was located on the north side of Bank Street, south of Western Avenue and just west of McLean Avenue, and could seat up to 4,000 fans. Innovative scoreboard features included players' names and out-of-town scores.

LEAGUE PARK (1884-1901)

Originally called American Park (in reference to Cincinnati's membership in the American Association), the park was renamed League Park (in reference to the National League) in 1890. The park featured a covered grandstand with leather-cushioned seats and open seats along the first- and third-base sides.

PALACE OF THE FANS (1902-11)

Following a major fire, the Reds rebuilt the main grandstand of League Park in 1902. Today, baseball historians refer to the updated facility as Palace of the Fans. The park featured an illustrious grandstand with pillars and columns carved by hand, as well as 19 fashion boxes (much like opera boxes) and inexpensive field-level seating.


CROSLY FIELD (1912-70)

Originally named Redland Field and renamed in 1934, Crosley Field was the first Reds ballpark to feature a double-decked grandstand. The facility, located at the corner of Western Avenue and Findlay Street, was the site of baseball's first night game and hosted Cincinnati's first World Series Championship team.



RIVERFRONT STADIUM/CINERGY FIELD (1970-2002)

The Reds shared Riverfront Stadium/Cinergy Field with the NFL's Bengals until 1999. The multipurpose stadium, which could seat approximately 56,000 fans, was considered state-of-the-art upon its opening in June 1970. The facility hosted five pennant winners and three World Series Championship teams.



GREAT AMERICAN BALL PARK (2003-PRESENT)

On July 7, 2000, Great American Insurance Company, one of the oldest insurance companies in the United States, and the Cincinnati Reds, America's first professional baseball team, joined forces by announcing a 30-year agreement under which the new home of the Reds would be called Great American Ball Park. The facility, with room for more than 42,000 fans, includes a variety of seating and dining options, state-of-the-art sound and scoreboard systems and an array of historical elements scattered throughout. ScorePAD Sports, Inc.'s state-of-the-art STADIUMnet baseball scoring system provides a direct feed to scoreboard operations that includes a variety of in-game, season and career information about each player that can be shown on the scoreboards high above left center field and in right field.

BALLPARK FACTS
Great American Ball Park
ARCHITECTS:

HOK Sport, Kansas City, Mo.

GREAT AMERICAN BALL PARK FACTS (2003)
Approximate Cost: \$280 million

Stadium Acreage: 29

Stadium Bounds: Pete Rose Way to Ohio River and from Joe Nuxhall Way to Heritage Bank Center

Structural Elements: 10,100 tons of steel

Seating Capacity: 45,814 (originally 42,271)

Restrooms: 35, **Concession Stands:** 28

Playing Surface: Natural Grass, 2.9 acres

Left-Field Line: 328 feet, 12-foot wall

Left-Field Power Alley: 379 feet, 12-foot wall

Center Field: 404 feet, 8-foot wall

Right-Field Power Alley: 370 feet, 8-foot wall

Right-Field Line: 325 feet, 8-foot wall

GREAT AMERICAN BALL PARK "FIRSTS"
Game: March 31, 2003 (10-1 loss vs Pittsburgh)

Attendance: 42,343

Plate Appearance: Kenny Lofton (Pit), 3/31/03

Hit: Ken Griffey Jr. (Cin), 3/31/03

Run: Randall Simon (Pit), 3/31/03

Single: Pokey Reese (Pit), 3/31/03

Double: Ken Griffey Jr. (Cin), 3/31/03

Triple: Rob Mackowiak (Pit), 4/3/03

Home Run: Reggie Sanders (Pit), 3/31/03

Reds Home Run: Austin Kearns, 4/2/03

Walk: Kris Benson (Pit), by Haynes, 3/31/03

Strikeout: A. Kearns (Cin), by Benson, 3/31/03

Win: Kris Benson (Pit), 3/31/03

Reds' Win: Scott Williamson, 4/4/03 vs Chi

Riverfront Stadium/Cinergy Field
ARCHITECTS:

Heery-Heery-Alexander-Rothschild Associated Architects, Atlanta, Ga.

ORIGINAL RIVERFRONT STADIUM FACTS (1970)
Approximate Cost: \$45 million

Stadium Acreage: 48

Stadium Bounds: Pete Rose Way to Ohio River and from Stadium Drive to the Heritage Bank Center

Structural Elements: 10,000 tons of steel; 13,000 tons of reinforcing steel; 175,000 cubic yards of concrete

Seating Capacity: 51,744

Stadium Levels: 4

Concession Stands: 35

Restrooms: 50

Stadium Diameter: 700 feet, encompassing 8.5 acres

Playing Surface: Artificial. Riverfront Stadium became the first outdoor Major League ballpark to feature a complete playing surface of AstroTurf

Surface Coverage: 120,000 square feet of artificial turf

Left-Field Distance: 330 feet

Center-Field Distance: 404 feet

Right-Field Distance: 330 feet

FINAL CINERGY FIELD FACTS (2002)
Seating Capacity: 40,007

Stadium Levels: 4

Concession Stands: 37


Restrooms: 50

Playing Surface: Natural Grass. Installed in Oct. 2000 for first time in stadium's history

Surface Coverage: Approximately 1.8 acres of Kentucky bluegrass

Left-Field Distance: 325 feet

Center-Field Distance: 393 feet

Right-Field Distance: 325 feet


RIVERFRONT STADIUM "FIRSTS"

Game: 6/30/70 (L, 8-2 vs Atlanta)

Attendance: 51,050

At-Bat: Sonny Jackson (Atl), 6/30/70

Hit: Felix Millan (Atl), 6/30/70

Reds' Hit: Pete Rose, 6/30/70

Run: Felix Millan (Atl), 6/30/70

Single: Felix Millan (Atl), 6/30/70

Double: Orlando Cepeda (Atl), 6/30/70

Triple: Pete Rose (Cin), 7/1/70 vs Atl

Home Run: Hank Aaron (Atl), 6/30/70

Reds' HR: Tommy Helms, 7/1/70 vs Atl

Walk: Hank Aaron (Atl), 6/30/70

Strikeout: Sonny Jackson (Atl), 6/30/70

Win: Pat Jarvis (Atl), 6/30/70

Reds' Win: Wayne Simpson, 7/1/70 vs Atl

CINERGY FIELD "LASTS"

Game: 9/22/02 (L, 5-4 vs Philadelphia)

Attendance: 40,964

At-Bat: Todd Walker (Cin), 9/22/02

Hit: Jason Michaels (Phi), 9/22/02

Reds' Hit: Aaron Boone, 9/22/02

Run: Aaron Boone (Cin), 9/22/02

Single: Jason Michaels (Phi), 9/22/02

Double: Gookie Dawkins (Cin), 9/22/02

Triple: Aaron Boone (Cin), 9/13/02 vs Chi

Home Run: Aaron Boone (Cin), 9/22/02

Walk: Kelly Stinnett (Cin), 9/22/02

Strikeout: Gookie Dawkins (Cin), 9/22/02

Win: Brandon Duckworth (Phi), 9/22/02

Reds' Win: Ryan Dempster, 9/14/02 vs Chi

RIVERFRONT STADIUM/CINERGY FIELD ALL-TIME RAIN-OUTS

After Riverfront Stadium opened on June 30, 1970, 36 games and 35 playing dates were postponed because of bad weather. In 1996, 5 games were postponed due to rain - the most rainouts ever in 1 season at Riverfront Stadium/Cinergy Field. The playing surface was artificial until 2002.

Date	Opp., Game No.	Date	Opp., Game No.
*7/18/71	Padres, 96	5/16/90	Pirates, 31
8/30/78	Pirates, 133	5/28/90	Mets, 41
9/27/79	Padres, 159	4/12/91	Braves, 4
4/19/81	Cardinals, 10	9/21/92	Astros, 150
5/5/81	Pirates, 22	4/29/93	Pirates, 22
5/26/81	Giants, 43	6/4/93	Cardinals, 55
4/23/83	Expos, 17	8/5/95	Phillies, 90
4/17/84	Braves, 12	4/13/96	Astros, 11
5/3/84	Astros, 26	4/28/96	Phillies, 25
6/11/85	Dodgers, 56	5/15/96	Colorado, 36
6/12/85	Dodgers, 57	6/6/96	Giants, 53
4/22/86	Padres, 11	9/21/96	Cardinals, 154
5/7/86	Braves, 23	4/27/97	Phillies, 23
7/1/86	Dodgers, 74	6/8/97	Mets, 61
4/6/88	Cardinals, 2	4/3/00	Brewers, 1
7/20/88	Mets, 94	10/5/01	Phillies, 160
4/8/89	Giants, 5	6/5/02	Cardinals, 58
5/22/89	Cardinals, 42	9/20/02	Phillies, 154
4/20/90	Braves, 10		

* Game 2 of a DH, playing date not lost.

Redland/Crosley Field

ARCHITECT:

Harry Hake, Cincinnati, Ohio

REDLAND/CROSLY FIELD FACTS (1912)

Approximate Cost: \$400,000

Name Changed From Redland To Crosley Field: 1934

Stadium Bounds: From York St. to Findlay St. and from Crosley Field Way and the C&O Railroad tracks to Western Avenue

Structural Elements: 550 tons of steel; 1,500,000 ft. of lumber; 1,200 bushels of lime; 4,800 cubic yards of sand; 3,200 cubic yards gravel, 4,700 yards of crushed stone; 50,000 lbs. of galvanized Iron; 12,000 barrels of cement

Seating Capacity: 23,000

Playing Surface: Natural Grass

Surface Coverage: 104,000 square feet

Left-Field Distance: 328 feet

Center-Field Distance: 387 feet

Right-Field Distance: 366 feet

REDLAND FIELD "FIRSTS"

Game: 4/11/12 (W, 10-6 vs Chi)

Attendance: 26,336

At-Bat: Johnny Evers (Chi), 4/11/12

Hit: Jimmy Sheckard (Chi), 4/11/12

Reds' Hit: Bob Bescher, 4/11/12

Run: Bob Bescher (Cin), 4/11/12

Single: Jimmy Sheckard (Chi), 4/11/12


Double: Leonard Cole (Chi), 4/11/12

Triple: Frank Schulte (Chi), 4/11/12

***Home Run:** Pat Duncan (Cin), 6/2/21

Win: Bert Humphries (Cin), 4/11/12

* First home run over the fence



CROSLY FIELD "LASTS"

Last Game: 6/24/70 (W, 5-4 vs SF)

Attendance: 28,027

At-Bat: Bobby Bonds (SF), 6/24/70

Hit: Lee May (Cin), 6/24/70

Run: Lee May (Cin), 6/24/70

Single: Tito Fuentes (SF), 6/24/70

Double: Bernie Carbo (Cin), 6/24/70

Triple: Pete Rose (Cin), 6/24/70

Home Run: Lee May (Cin), 6/24/70

Walk: Hal Lanier (SF), 6/24/70

Strikeout: Bobby Bonds (SF), 6/24/70

Win: Wayne Granger (Cin), 6/24/70

REDS MANAGERS SINCE 1900

Manager	Year(s)	W-L	Pct.	Manager	Year(s)	W-L	Pct.
Robert Allen	1900	62-77	.446	Birdie Tebbetts	'54-58	372-357	.510
John McPhee	'01-02	79-124	.389	Jimmy Dykes	'58	24-17	.585
Frank Bancroft	'02	10-7	.588	Mayo Smith	'59	35-45	.438
Joseph Kelley	'02-05	274-230	.544	Fred Hutchinson	'59-64	443-372	.544
Ned Hanlon	'06-07	130-174	.428	Dick Sisler	'64-65	118-91	.565
John Ganzel	'08	73-81	.474	Don Heffner	'66	37-46	.446
Clark Griffith	'09-11	222-238	.483	Dave Bristol	'66-69	298-265	.529
Henry O'Day	'12	75-78	.490	Sparky Anderson	'70-78	863-586	.596
Joseph Tinker	'13	64-89	.418	John McNamara	'79-82	279-244	.533
Buck Herzog	'14-16	165-226	.422	Russ Nixon	'82-83	101-131	.435
Christy Mathewson	'16-18	165-177	.482	Vern Rapp	'84	51-70	.421
Heinie Groh	'18	7-3	.700	Pete Rose	'84-89	412-373	.525
Patrick Moran	'19-23	425-329	.564	Tommy Helms	'89	14-21	.400
Jack Hendricks	'24-29	469-450	.510	Lou Piniella	'90-92	255-231	.525
Dan Howley	'30-32	177-285	.383	Tony Perez	'93	20-24	.455
Donie Bush	'33	58-94	.382	Davey Johnson	'93-95	204-172	.543
Robert O'Farrell	'34	26-58	.310	Ray Knight	'96-97, 2003	125-137	.477
Burt Shotton	'34	1-0	1.000	Jack McKeon	1997-2000	291-259	.529
Charles Dresen	'34-37	218-284	.434	Bob Boone	'01-03	190-238	.444
Bobby Wallace	'37	5-20	.200	Dave Miley	'03-05	125-164	.433
Bill McKechnie	'38-46	744-631	.541	Jerry Narron	'05-07	157-179	.467
John Neun	'47-48	117-137	.461	Pete Mackanin	'07	41-39	.513
Bucky Walters	'48-49	81-123	.397	Dusty Baker	'08-13	509-463	.524
Luke Sewell	'49-52	174-234	.426	Bryan Price	'14-18	279-387	.419
Earle Brucker	'52	3-2	.600	Jim Riggleman	'18	64-80	.444
Rogers Hornsby	'52-53	91-106	.462	David Bell	'19-present	251-295	.460
C. Buster Mills	'53	4-4	.500				

TOP 10 MANAGERS (TOTAL WINS)

Sparky Anderson	863-586
Bill McKechnie	744-631
Dusty Baker	509-463
Jack Hendricks	469-450
Fred Hutchinson	443-372
Patrick Moran	425-329
Pete Rose	412-373
Birdie Tebbetts	372-357
Dave Bristol	298-265
Jack McKeon	291-259

TOP 10 MANAGERS (WIN PCT., 50-GAME MIN.)

Sparky Anderson	.596 (863-586)
Dick Sisler	.563 (121-94)
Patrick Moran	.564 (425-329)
Joe Kelley	.545 (275-230)
Fred Hutchinson	.544 (443-372)
Davey Johnson	.543 (204-172)
Bill McKechnie	.541 (744-631)
John McNamara	.533 (279-244)
Dave Bristol	.5293 (298-265)
Jack McKeon	.5291 (291-259)



REDS COACHES SINCE 1900

The coaches listed below for years 1900-1935 were garnered from Total Baseball's master list of coaches. Because Total Baseball continues to update its list of coaches for the years 1900-1921, some omissions are possible during that time period.

AMALFITANO, Joe, 1982	HELMS, Tommy, 1983-89	PEREZ, Tony, 1987-92
ARNSBERG, Kyle, 2022	HOUSE, J.R., 2019-22	PERLOZZO, Sam, 1990-92
BARTELL, Dick, 1954-55	HUGHES, Dustin, 2015-18	PICINICH, Val, 1934
BELL, Jay, 2014-15	HUME, Tom, 1996-2007	PICKLER, Jeff, 2019-22
BENSON, Vern, 1966-69	IRVING, Nate, 2019-21	PICO, Jeff, 2014-15
BENAVIDES, Freddie, 2003, 2014-22	JACKSON, Grant, 1994-95	PLAZA, Ron, 1978-83
BERRY, Mark, 2003-13	JACOBY, Brook, 2007-13	POLE, Dick, 2007-09
BLADES, Ray, 1942	JAGERS, Eric, 2021-22	POWER, Ted, 2016-18
BOMBARD, Marc, 1996	JARAMILLO, Tony, 2016-18	PRICE, Bryan, 2010-13
BOONE, Bob, 1994	JENKINS, Mack, 2012-18	RIDDLE, John, 1958
BRAGAN, Jimmy, 1967-69	JOHNSON, Derek, 2019-22	RIGGINS, Mark, 2016
BREEDEN, Scott, 1986-89	KAAT, Jim, 1984-85	RIGGLEMAN, Jim, 2015-18
BRISTOL, Dave, 1966, '89, '93	KELLY, George, 1935-37, '47-48	ROBSON, Tom, 2003
BRUCKER, Earle, 1952	KELLY, Pat, 2007, '18	ROTHSCHILD, Larry, 1990-93
CARDENAL, Jose, 1993, 2002-03	KIMM, Bruce, 1984-88	ROUSH, Edd, 1938
CHAMBLISS, Chris, 2004-06	KING, Clyde, 1959	RUHLE, Vern, 2005-06
CHAPMAN, Ben, 1952	KLUSZEWSKI, Ted, 1970-78, '83	SCHERGER, George, 1970-78, '83-86
CLYMER, Bill, 1925	KNIGHT, Ray, 1993-95, 2002-03	SEWELL, Luke, 1949
COLLINS, Dave, 1999-2000	LAND, Grover, 1925-28	SHEEHAN, Tom, 1935-37
COTHAM, Caleb, 2019-20	LATHAM, Arlie, 1900	SHEPARD, Larry, 1970-78
CRABTREE, Estel, 1943-44	LEFEBVRE, Jim, 2002	SHORE, Ray, 1963-67
CUCCINELLO, Tony, 1949-51	LETT, Jim, 1986-89, '96	SHOTTON, Burt, 1934
DARWIN, Danny, 2018	LITWHILER, Danny, 1951	SIEVERS, Roy, 1966
DEAL, Cot, 1959-60	LOBERT, Hans, 1943-44	SISLER, Dick, 1961-64
DeMARS, Billy, 1985-87	LOCKMAN, Whitey, 1960	SMITH, Hal, 1968-69
DeSHIELDS, Delino, 2019-22	LONG, Don, 2014-18	SMITH, Steve, 2014
DENT, Bucky, 2006-07	LOPEZ, Juan, 2008-13	SPARKS, Joe, 1984
DOOLAN, Mickey, 1930-32	MATHER, Joe, 2020-21	SPEIER, Chris, 2008-13
DORAN, Billy, 2001	MANCUSO, Gus, 1950	STEFANSKI, Mike, 2004-18
DOUGLAS, Otis, 1961-62	MAY, Lee, 1988-89	TEMPLE, Johnny, 1964
DUARTE, José, 2019-22	McCORMICK, Frank, 1956-57	TINSLEY, Lee, 2014-15
DUNLOP, Harry, 1979-82, 1998-2000	McKEITHAN, Joel, 2022	TUNNELL, Lee, 2006, 2019-22
DYKES, Jimmy, 1955-58	McLAREN, John, 1992	TURNER, Jim, 1961-65
EBERT, Derrin, 2018	McRAE, Hal, 1995-96	VALENTINE, Bobby, 1993
ECKER, Donnie, 2019	MENKE, Denis, 1997-2000	VALLES, Rolando, 2019-22
ENS, Jewell, 1933, '41	MILEY, Dave, 1993	WALKER, Gee, 1946
FERRICK, Tom, 1954-58	MILLS, Buster, 1953	WALLACE, Bobby, 1926, '28
FISCHER, Bill, 1979-83	MOORE, Jackie, 1990-92	WARD, Turner, 2019
FOLI, Tim, 2001-03	MOSES, John, 2005	WHISENANT, Pete, 1961-62
GARRISON, Ford, 1953	MOSES, Wally, 1959-60	WHISLER, Randy, 2004-05
GOWDY, Hank, 1938-42, '45-46	NARRON, Jerry, 2004-05	WIETELMANN, Whitey, 1966-67
GRAMMAS, Alex, 1970-75, '78	NIXON, Russ, 1976-82	WILLIAMS, Otto, 1930
GREENWELL, Mike, 2001	OCEAK, Frank, 1965	WILLIAMS, Stan, 1984, 1990-91
GRIFFEY, Sr., Ken, 1997-2001	OESTER, Ron, 1993, 1997-2001	WILSON, Jim, 1939-40, '44-46
GULLETT, Don, 1993-2005	ORTEGON, Ronnie, 2013	WINGO, Ivy, 1928-29, '36
HADDIX, Harvey, 1969	OTERO, Reggie, 1959-65	YOUNGBLOOD, Joel, 1994-97
HARDER, Mel, 1966-68	PAGE, Phil, 1947-52	ZINTER, Alan, 2020-22
HATCHER, Billy, 2006-18	PEITZ, Heinie, 1912, '16	
HEILMANN, Harry, 1932	PÉREZ, Cristian, 2019-22	

ALL-TIME ROSTER, 1876-1900

 From the formation of the National League in 1876 to 1900, **222 players** appeared with the Reds in at least 1 game.

A (1)

ADDY, Bob, 2B/SS/3B/OF, 1877

B (17)

 BAILEY, King, P, 1895
 BALDWIN, Kid, C, 1885-90
 BARNES, Ross, SS, 1879
 BARRETT, Jimmy, OF, 1899-1900, 1906
 BEARD, Ollie, SS, 1889-90
 BECKLEY, Jake, 1B, 1897-1903
 BERKELBACK, Frank, OF, 1884
 BICKHAM, Dan, P, 1886
 BLANK, Fred, P, 1894
 BLIGH, Ned, C/OF, 1888
 BOOTH, Amos, C/SS/3B/P, 1876-77, '80
 BOYLE, Jack, C, 1886
 BREITENSTEIN, Ted, P/OF, 1897-1900
 BROWN, Stub, P, 1897
 BROWNING, Pete, OF, 1891-92
 BURKE, Eddie, OF, 1892, '95-97
 BURKE, Mike, SS, 1879

C (21)

 CANAVAN, Jim, OF, 1893-94
 CARPENTER, Hick, 3B, 1880, '82-89
 CARUTHERS, Bob, OF, 1893
 CHAMBERLAIN, Icebox, P, 1892-94
 CLACK, Bobby, OF/2B, 1876
 CLAPP, John, C, 1880
 CLARK, Bob, C, 1891
 CLINGMAN, Billy, SS, 1890
 CLINTON, Jim, OF, 1885
 COLEMAN, Percy, P, 1898
 COMISKEY, Charlie, 1B, 1892-94
 CONOVER, Ted, P, 1889
 CORCORAN, Tommy, SS, 1897-1906
 CORKHILL, Pop, OF, 1883-88, '91
 CRANE, Cannonball, P, 1891
 CRAWFORD, Sam, OF, 1899-1902
 CRONIN, Jack, P, 1899
 CROSS, Lem, P, 1893-94
 CUMMINGS, Candy, P, 1877
 CURTIS, Ervin Duane, OF, 1891
 CUTHBERT, Ned, OF, 1877

D (12)

 DAMMAN, Bill, P, 1897-99
 DARBY, George, P, 1893
 DAUB, Dan, P, 1892
 DAVIS, Wiley, P, 1896
 DEAGLE, Ren, P/SS/OF, 1883-84
 DEAN, Dory, P, 1876
 DICKERSON, Buttercup, OF, 1878-79
 DOLAN, John, P, 1890
 DOWSE, Tom, C, 1892
 DUFFEE, Charlie, OF, 1893
 DURYEA, Jesse, P, 1889-92
 DWYER, Frank, P, 1892-99

E (4)

 EARLE, Billy, C, 1889
 EHRET, Red, P, 1896-97
 ELBERFIELD, Kid, SS/3B, 1899
 EWING, Buck, 1B, 1895-97

F (11)

 FENNELLY, Frank, SS, 1884-88
 FIELD, Sam, C/2B, 1876
 FISHER, Chauncey, P, 1894, '96
 FISHER, Cherokee, P, 1876
 FLYNN, Carney, P, 1894
 FOLEY, Will, 3B, 1876-77, '79
 FOREMAN, Brownie, P, 1896
 FOREMAN, Frank, P, 1890, '95-96
 FOURNIER, Henry, P, 1894

 FRISK, Emil, P, 1899
 FULMER, Chuck, SS, 1882-84

G (7)

 GASTRIGHT, Hank, P, 1896
 GEER, Billy, SS, 1878
 GENINS, Frank, SS/3B/OF, 1892
 GERHARDT, Joe, 2B, 1878-79
 GOAR, Jot, P, 1898
 GOULD, Charlie, 1B, 1876-77
 GREY, Bill, C/INF/OF, 1895-96

H (17)

 HAHN, Noodles, P/1B/OF, 1899-1905
 HALLIGAN, Jocko, OF, 1891-92
 HALLINAN, Jimmy, 2B, 1877
 HARRINGTON, Jerry, C, 1890-92
 HASTINGS, Scott, C, 1877
 HAWLEY, Pink, P, 1898-99
 HEMMING, George, P, 1892
 HENRY, George, OF, 1893
 HICKS, Nat, C, 1877
 HILL, Bill, P, 1898
 HOGAN, Marty, OF, 1894
 HOGRIEVER, George, OF, 1895
 HOLLIDAY, Bug, OF, 1889-98
 HOOVER, Buster, OF, 1892
 HOTALING, Pete, OF, 1879
 HOUTZ, Lefty, OF, 1899
 HOY, Dummy, OF, 1894-97, 1902

I (3)

 INKS, Bert, P, 1896
 IRWIN, Bill, P, 1886
 IRWIN, Charlie, 3B, 1896-1901

J (2)

 JONES, Bumpus, P, 1892-93
 JONES, Charley, OF, 1876-78, '83-87

K (10)

 KAHOE, Mike, C, 1895, 1899-1901
 KAPPEL, Heinie, INF/OF, 1887-88
 KEENAN, Jim, C, 1885-91
 KELLY, King, OF/C/3B, 1878-79
 KEMMLER, Rudy, C/OF, 1882
 KESSLER, Henry, SS, 1876-77
 KING, Silver, P, 1893
 KNAUSS, Frank, P, 1892
 KNIGHT, Joe, OF, 1890
 KUEHNE, Bill, 3B/2B, 1892

L (4)

 LATHAM, Arlie, 3B, 1890-95
 LEONARD, Andy, SS/3B, 1880
 LEWIS, Fred, OF, 1886
 LUFF, Henry, 1B, 1882

M (33)

 MACULLAR, Jimmy, OF, 1882-83
 MAGNER, John, OF, 1879
 MAHONEY, Dan, C, 1892
 MANNING, Jack, OF/SS, 1877, '80
 MANSELL, Mike, OF, 1880
 MANSELL, Tom, OF, 1884
 MARR, Lefty, OF/3B, 1886, '90-91
 MASKREY, Leech, 3B/OF, 1886
 MASSEY, Bill, 1B, 1894
 MATHEWS, Bobby, P, 1877
 McBRIDE, Algie, OF, 1898-1901
 McCAFFREY, Harry, P, 1885
 McCARTHY, Jack, OF, 1893-94
 McCORMICK, Harry, P/OF, 1882-83
 McFARLAND, Herrm, OF, 1898
 McGILL, Willie, P, 1892

 McGINNIS, Jumbo, P, 1887
 McGUIRE, Murray, P, 1894
 McKEON, Larry, P, 1885-86
 McPHEE, Bid, 2B, 1882-99
 McVEY, Cal, 1B/3B, 1878-79
 MEAKIM, George, P, 1892
 MERRITT, Bill, C, 1894-95
 MEYERLE, Levi, SS/2B, 1877
 MILLER, Dusty, OF, 1895-99
 MILLER, George, C, 1877, '84
 MITCHELL, Bobby, P, 1877-78
 MOTZ, Frank, 1B, 1893-94
 MOUNTJOY, Billy, P, 1883-85
 MULLANE, Tony, P, 1886-93
 MURPHY, Connie, C, 1893-94
 MURPHY, Joe, P, 1886
 MURPHY, Morgan, C, 1892-95

N (2)

 NEAGLE, Jack, P/OF, 1879
 NICOL, Hugh, OF, 1887-90

O (2)

 O'CONNOR, Jack, C, 1887-88
 O'NEIL, Tip, OF, 1892

P (13)

 PARROTT, Tom, P/INF/OF, 1893-95
 PARSONS, John, OF, 1884
 PECHINEY, George, P, 1885-86
 PEITZ, Heinie, C/2B, 1896-1904
 PEOPLES, Jimmy, P/C/INF/OF, 1884-85
 PETTY, Charlie, P, 1889
 PFANN, Bill, P, 1894
 PHILLIPS, Bill, P, 1895, 1899-1903
 PIERSON, Dave, P/C/INF/OF, 1876
 PIKE, Lip, OF, 1877-78
 POWELL, Abner, OF, 1886
 POWERS, Phil, C, 1882-85
 PURCELL, Blondie, OF/P, 1879-80

Q (0)
R (11)

 RADBOURN, Old Hoss, P, 1891
 REARDON, Jeremiah, P, 1886
 REDMOND, Billy, SS, 1877
 REEDER, Icicle, OF, 1884
 REILLEY, Charlie, C, 1880
 REILLY, Long John, 1B, 1880, '83-91
 RETTGER, George, P, 1892
 RHINES, Billy, P, 1890-92, '95-97
 RICHMOND, Lee, P/OF, 1886
 RITCHEY, Claude, SS, 1897
 RYAN, Johnny, OF, 1877

S (27)

 SAY, Lou, SS, 1880
 SCHRIVER, Pop, C, 1897
 SELBACH, Kip, OF, 1899
 SERAD, Billy, P, 1887-88
 SEYBOLD, Socks, OF, 1899
 SHALLIX, Gus, P, 1884-85
 SHEA, Mike, P, 1887
 SLATTERY, Mike, OF, 1891
 SMITH, Elmer E., P/OF,
 1886-89, '98-1900
 SMITH, Germany, SS, 1891-96
 SMITH, Harry, C, 1877
 SMITH, Jud, 3B, 1893
 SMITH, Pop, 2B, 1880
 SMITH, Rex, P, 1886
 SNYDER, Pop, C, 1882-86
 SNYDER, Redleg, OF, 1876
 SOMMER, Joe, OF, 1880, '82-83

 SPIES, Harry, C, 1895
 STEARNS, Ecky, 1B, 1882
 STEINFELDT, Harry, 3B/2B, 1898-1905
 STENZEL, Jake, OF, 1899
 STEPHENS, Ben, P, 1892
 STEPHENS, Clarence, P, 1886, '91
 SULLIVAN, Chub, 1B, 1877-78
 SULLIVAN, Mike, P, 1892-93
 SWEASY, Charlie, 2B, 1876
 SYLVESTER, Lou, OF, 1886

T (6)

 TANNEHILL, Jesse, P, 1894, 1911
 TAYLOR, Jack, P, 1899
 TEBEAU, White Wings, OF, 1887-89
 THOMPSON, Tug, OF, 1882
 TIERNEY, Bill, 1B, 1882
 TRAFFLEY, Bill, C, 1883

U (1)

ULRICH, George, OF, 1893

V (2)

 VAUGHN, Farmer, C, 1886, '92-99
 VIAU, Lee, P, 1888-90

W (16)

 WARD, Piggy, OF, 1893
 WATSON, Mother, P, 1887
 WEIHE, Podge, OF, 1883
 WELCH, Curt, OF, 1892
 WEST, Buck, OF, 1884
 WEYHING, John, P, 1888
 WHEELER, Harry, OF, 1879-80, '82
 WHITE, Deacon, C, 1878-80
 WHITE, Will, P, 1878-80, '82-86
 WHITROCK, Bill, P, 1894
 WIDNER, Wild Bill, P, 1887
 WILLIAMS, Dale, P, 1876
 WOOD, Bob, C, 1898-1900
 WOOD, George, OF, 1892
 WOULFE, Jimmy, 3B/OF, 1884
 WRIGHT, Sam, SS, 1880

X, Y, Z (0)
MANAGERS (14)

 ADDY, Bob, 1877
 CAYLOR, Ollie, 1885-86
 CLAPP, John, 1880
 COMISKEY, Charlie, 1892-94
 EWING, Buck, 1895-99
 GOULD, Charlie, 1876
 LOFTUS, Tom, 1890-91
 MANNING, Jack, 1877
 McVEY, Cal, 1878-79
 PIKE, Lip, 1877
 SCHMELZ, Gus, 1887-89
 SNYDER, Pop, 1882-83, '84
 WHITE, Deacon, 1879
 WHITE, Will, 1884

ALL-TIME ROSTER SINCE 1900

Since 1900, 1,942 players appeared in at least 1 game with the Reds

A (65)

ABAD, Andy, 1B/OF, 2006
 ABERNATHY, Ted, P, 1967-68
 ABRAMS, Cal, OF, 1952
 ABRAMS, George, P, 1923
 ABREU, Joe, INF, 1942
 ACEVEDO, Jose, P, 2001-04
 ACKER, Tom, P, 1956-59
 ADAMS, Bobby, INF, 1946-55
 ADAMS, Karl, P, 1914
 ADAMS, Sparky, INF, 1933-34
 ADCOCK, Joe, INF/OF, 1950-52
 ADCOCK, Nate, P, 2015
 ADKINS, Jon, P, 2008
 AFENIR, Troy, C, 1992
 ADLEMAN, Tim, P, 2016-17
 AFFELDT, Jeremy, P, 2008
 AKIYAMA, Shogo, OF, 2020-21
 ALANIZ, R.J., P, 2019, '21
 ALCALA, Santo, P, 1976-77
 ALCANTARA, Arismendy, IF/OF, 2017
 ALENO, Chuck, INF, 1941-44
 ALLEN, Bob, INF, 1900
 ALLEN, Ethan, OF, 1926-30
 ALLEN, Nick, C, 1918-20
 ALMANZAR, Carlos, P, 2002
 ALMEIDA, Rafael, INF, 1911-13
 ALMORA JR., Albert, OF, 2022
 ALONSO, Yonder, INF, 2010-11
 ALTIZER, Dave, INF, 1910-11
 ANTONE, Tejay, P, 2020-21
 ALVAREZ, Rogelio, INF, 1960, '62
 AMES, Red, P, 1913-15
 AMOR, Vincente, P, 1957
 ANDERSON, Chase, P, 2022
 ANDERSON, Harry, INF/OF, 1960-61
 ANDERSON, Jimmy, P, 2003
 ANDERSON, Mike, P, 1993
 ANDERSON, Wingo, P, 1910
 ANDREWS, Nate, P, 1946
 ANTHONY, Eric, OF/INF, 1995-96
 APPLETON, Pete, P, 1927-28
 AQUINO, Aristides, OF, 2018-22
 ARCHER, Jimmy, C, 1918
 ARMBRISTER, Ed, OF, 1973-77
 ARMSTRONG, Jack, P, 1988-91
 ARNOVICH, Morrie, OF, 1940
 ARREDONDO, Jose, P, 2011-12
 ARRIGO, Gerry, P, 1965-69
 ARROYO, Bronson, P, 2006-13, '17
 ARROYO, Luis, P, 1959
 ASBJORNSON, Asby, C, 1931-32
 ASH, Ken, P, 1928-30
 ASHCRAFT, Graham, P, 2022
 ASTIN, Barrett, P, 2017
 ATCHLEY, Justin, P, 2001
 AUERBACH, Rick, INF, 1977-80
 AURILIA, Rich, INF, 2005-06
 AUSTIN, Jeff, P, 2003
 AUTRY, Chick, OF, 1907, '09
 AVERY, Steve, P, 1999
 AVREA, Jim, P, 1950
 AXELROD, Dylan, P, 2014-15
 AYALA, Bobby, P, 1992-93
 AYBAR, Manny, P, 2000
 AZCUE, Joe, C, 1960

B (190)

BACZEWSKI, Fred, P, 1953-55
 BADENHOP, Burke, P, 2015
 BAGBY, Jim, P, 1912
 BAILEY, Bob, INF/OF, 1976-77
 BAILEY, Ed, C, 1953-61
 BAILEY, Homer, P, 2007-18
 BAILEY, Jim, P, 1959
 BAIR, Doug, P, 1978-81
 BAKER, Bill, C, 1940-41
 BAKER, Ernie, P, 1905
 BAKO, Paul, C, 2008
 BALCENA, Bobby, OF, 1956
 BALDSCHUN, Jack, P, 1966-67
 BALDWIN, Frank, C, 1953
 BALE, John, P, 2003
 BALENTI, Mike, INF, 1911
 BALENTIEN, Wladimir, OF, 2009
 BALESTER, Collin, P, 2015
 BANEY, Dick, P, 1973-74
 BANKHEAD, Scott, P, 1992
 BARKER, Kevin, INF, 2009
 BARNES, Junie, P, 1934
 BARNES, Skeeter, INF, 1983-84, '89
 BARNHART, Tucker, C, 2014-21
 BARRANCA, German, INF, 1948-82
 BARRERO (Garcia), Jose, IF, 2020-22
 BARRETT, Jimmy, OF, 1899-1900, '06
 BARRETT, Red, P, 1937-40
 BARRY, Shadr, INF/OF, 1905-06
 BARTEE, Kimera, OF, 2000
 BARTON, Bob, C, 1973
 BATES, Billy, INF, 1990
 BATES, Johnny, OF, 1911-14
 BATTIS, Matt, C, 1955-56
 BAUER, Trevor, P, 2019-20
 BAUMER, Jim, INF, 1961
 BAUMHOLTZ, Frank, OF, 1947-49
 BAY, Harry, OF, 1901-02
 BAYLESS, Dick, OF, 1908
 BEALL, Johnny, OF, 1915-16
 BEAUCHAMP, Jim, INF/OF, 1968-69
 BECK, Clyde, INF, 1931
 BECK, Erve, OF, 1902
 BECK, Fred, OF, 1911
 BECK, Walter, P, 1945
 BECKER, Beals, OF, 1913
 BECKLEY, Jake, P/INF, 1897-03
 BECKMAN, Jim, P, 1927-28
 BEDROSIAN, Cam, P, 2021
 BEEBE, Fred, P, 1910
 BEELER, Jodie, INF, 1944
 BEGGS, Joe, P, 1940-44, '46-47
 BEGLEY, Jim, INF, 1924
 BEHNEY, Mel, P, 1970
 BELCHER, Tim, P, 1992-93
 BELINDA, Stan, P, 1997-99
 BELINSKY, Bo, P, 1970
 BELISLE, Matt, P, 2003-08
 BELK, Tim, INF, 1996
 BELL, Buddy, INF, 1985-88
 BELL, Gus, OF, 1953-61
 BELL, Mike, INF, 2000
 BELL, Rob, P, 2000-01
 BELL, Trevor, P, 2014
 BELLHORN, Mark, INF, 2007
 BENAVIDES, Freddie, INF, 1991-92
 BENCH, Johnny, C/INF, 1967-83
 BENCE, Ray, P, 1938

BENTON, Larry, P, 1930-34
 BENTON, Rube, P, 1910-15, '23-25
 BENZINGER, Todd, INF, 1989-91
 BERE, Jason, P, 1998-99
 BERENYI, Bruce, P, 1980-84
 BERGEN, Bill, C, 1901-03
 BERGER, Wally, OF, 1938-40
 BERGHAMMER, Marty, INF, 1913-14
 BERGOLLA, William, INF, 2005
 BERNADINA, Roger, OF, 2014
 BERROA, Geronimo, OF, 1992
 BERRYHILL, Damon, C, 1995
 BESCHER, Bob, OF, 1908-13
 BETTS, Hal, C, 1913
 BEVAN, Hal, C, 1961
 BICHETTE, Dante, OF, 2000
 BIDDLE, Jesse, P, 2020
 BIEMILLER, Harry, P, 1925
 BIITTNER, Larry, INF/OF, 1981-82
 BILARDELLO, Dann, C, 1983-85
 BILKO, Steve, INF, 1958
 BILLINGHAM, Jack, P, 1972-77
 BIRTSAS, Tim, P, 1988-90
 BLACK, Joe, P, 1955-56
 BLACKBURN, Earl, C, 1912-13
 BLACKBURN, Jim, P, 1948, '51
 BLACKBURNE, Lena, INF, 1918
 BLACKWELL, Ewell, P, 1942, '46-52
 BLAIR, Paul, OF, 1979
 BLAKE, Ed, P, 1951-53
 BLAKELY, Linc, OF, 1934
 BLANDINO, Alex, INF, 2018-19, '21
 BLANKENSHIP, Cliff, INF, 1905
 BLASINGAME, Don, INF, 1961-63
 BLATERIC, Steve, P, 1971
 BLOODWORTH, Jimmy, INF, 1949-50
 BLOOMQUIST, Willie, OF, 2010
 BLOTT, Jack, C, 1924
 BLUEGE, Otto, INF, 1932-33
 BLUEJACKET, Jim, P, 1916
 BOEHMER, Len, INF, 1967
 BOESCH, Brennan, OF, 2015
 BOHNE, Sammy, INF, 1921-26
 BOLGER, Jim, OF, 1950-51, '54
 BOLTON, Tom, P, 1992
 BONES, Ricky, P, 1997
 BONG, Jung Keun, P, 2004
 BONGIOVANNI, Nino, OF, 1938-39
 BONHAM, Bill, P, 1978-80
 BONILLA, Lisalberto, P, 2017
 BOOKER, Chris, P, 2005
 BOONE, Aaron, INF, 1997-2003
 BOONE, Bret, INF, 1994-98
 BORBON, Pedro, P, 1970-79
 BORDAGARAY, Frenchy, OF, 1939
 BORKOWSKI, Bob, OF, 1952-55
 BOROS, Steve, INF, 1964-65
 BOSSER, Mel, P, 1945
 BOTTOMLEY, Jim, INF, 1933-35
 BOURGEOIS, Jason, OF, 2014-15
 BOWMAN, Joe, P, 1945
 BOWMAN, Matt, P, 2019
 BOYD, Ray, P, 1911
 BRACH, Brad, P, 2021
 BRADFORD, Buddy, OF, 1971
 BRADLEY, Archie, P, 2020
 BRADLEY, Scott, C, 1992
 BRADY, Neal, P, 1925
 BRAGG, Darren, OF, 2004

BRAGGS, Glenn, OF, 1990-92
 BRAIN, Dave, OF, 1908
 BRANSON, Jeff, INF, 1992-97
 BRANTLEY, Jeff, P, 1994-97
 BRANYAN, Russell, INF/OF, 2002-03
 BRAVO, Angel, OF, 1970-71
 BRAY, Bill, P, 2006-08, '10-12
 BREEDEN, Dan, C, 1969
 BREITENSTEIN, Ted, P/OF, 1897-1900
 BRENNAN, Don, P, 1934-37
 BRENTON, Lynn, P, 1920-21
 BRESSLER, Rube, P/INF/OF, 1917-27
 BREWSTER, Charlie, INF, 1943
 BRICE, Austin, P, 2017-18
 BRIDGES, Marshall, P, 1960-61
 BRIDGES, Rocky, INF, 1953-57
 BRIDWELL, Al, INF, 1905
 BRIGHT, Harry, INF, 1963
 BRITTAIN, Gus, C, 1937
 BROSNAN, Jim, P, 1959-63
 BROVIA, Joe, OF, 1955
 BROWER, Jim, P, 2001-02
 BROWN, Curly, P, 1915
 BROWN, Jumbo, P, 1937
 BROWN, Keith, P, 1988, '90-92
 BROWN, Mary, INF, 1988-89
 BROWN, Mordecai, P, 1913
 BROWN, Scott, P, 1981
 BROWNING, Tom, P, 1984-94
 BROXTON, Jonathan, P, 2012-14
 BRUGGY, Frank, C, 1925
 BRUMFIELD, Jacob, OF, 1992-94
 BRUCE, Jay, OF, 2008-16
 BUCHANAN, Bob, P, 1985
 BUCHANAN, Jake, P, 2017
 BUDZINSKI, Mark, OF, 2003
 BURBA, Dave, P, 1995-97
 BURGESS, Smoky, C, 1955-58
 BURKHART, Ken, P, 1948-49
 BURNS, Bill, P, 1910-11
 BURNS, George, OF, 1922-24
 BURNS, Joe, OF, 1910
 BURNS, Mike, P, 2016
 BURNSIDE, Sheldon, P, 1980
 BURPO, George, P, 1946
 BURTON, Jared, P, 2007-11
 BUSH, Guy, P, 1945
 BUSHELMAN, Jack, P, 1909
 BUSHING, Chris, P, 1993
 BUTERA, Sal, C, 1986-87
 BYERLY, Bud, P, 1950-52
 BYRD, Marlon, OF, 2015
 BYRD, Sammy, OF, 1935-36

C (145)

CABRERA, Asdrubal, INF, 2021
 CABRERA, Jobert, INF/OF, 2008
 CABRERA, Orlando, SS, 2010
 CABRERA, Ramon, C, 2015-16
 CADARET, Greg, P, 1993
 CAIRO, Miguel, INF, 2010-12
 CALDWELL, Mike, P, 1977
 CALLAGHAN, Marty, OF, 1928, '30
 CALLAHAN, Ray, P, 1915
 CAMERON, Mike, OF, 1999
 CAMPBELL, Archie, P, 1930
 CAMPBELL, Billy, P, 1907-09
 CAMPBELL, Gilly, C, 1935-37
 CANTU, Jorge, INF, 2007

CANTWELL, Tom, P, 1909-10
 CAPILLA, Doug, P, 1977-79
 CARBO, Bernie, OF, 1969-72
 CARDENAS, Leo, INF, 1960-68
 CARMAN, Don, P, 1991
 CARMICHAEL, Chet, P, 1909
 CARR, Charlie, INF, 1906
 CARRARA, Giovanni, P, 1996-97
 CARRASCO, Hector, P, 1994-97
 CARROLL, Clay, P, 1968-75
 CARROLL, Owen, P, 1930-32
 CARROLL, Tom, P, 1974-75
 CARTER, Arnold, P, 1944-45
 CARTER, Howard, INF, 1926
 CASALI, Curt, C, 2018-20
 CASCARELLA, Joe, P, 1937-38
 CASE, Charlie, P, 1901
 CASEY, Sean, 1B, 1998-2005
 CASTELLANOS, Nick, OF, 2020-21
 CASTILLO, Luis, P, 2017-22
 CASTILLO, Wilkin, C/OF/INF, 2008-09
 CASTLETON, Roy, P, 1909-10
 CASTRO, Juan, INF, 2000-04, '06-08
 CATO, Keefe, P, 1983-84
 CAVENEY, Ike, INF, 1922-25
 CEDEÑO, Cesar, OF, 1982-85
 CERROS, Juan, P, 2003
 CESSA, Luis, P, 2021-22
 CHACIN, Alejandro, P, 2017
 CHACON, Elio, INF, 1960-61
 CHAMBLEE, Jim, INF, 2003
 CHANEY, Darrel, INF, 1969-75
 CHAPMAN, Aroldis, P, 2010-15
 CHAPMAN, Calvin, INF, 1935-36
 CHAPMAN, Harry, C, 1913
 CHAPPELLE, Bill, P, 1909
 CHARLES, Chappy, INF, 1909-10
 CHARLTON, Norm, P, 1988-92, 2000
 CHASE, Hal, INF, 1916-18
 CHECH, Charlie, P, 1905-06
 CHEN, Bruce, P, 2002
 CHOO, Shin-Soo, OF, 2013
 CHOZEN, Harry, C, 1937
 CHRISTENSEN, Walter, OF, 1926-27
 CHRISTIANI, Nick, P, 2013-14
 CHRISTMAS, Steve, C, 1983
 CHURCH, Bubba, P, 1952-53
 CINGRANI, Tony, P, 2012-17
 CLARK, Brady, OF, 2001-02
 CLARK, Jermaine, OF, 2004
 CLARKE, Al, P, 1921
 CLARKE, Tommy, C, 1909-17
 CLAUSSEN, Brandon, P, 2004-06
 CLAY, Dain, OF, 1943-46
 CLAYTON, Royce, INF, 2006
 CLINE, Ty, OF, 1970-71
 CLONINGER, Tony, P, 1968-71
 COAKLEY, Andy, P, 1907-08
 COATES, Jim, P, 1963
 COATS, Buck, OF, 2007
 COCHRAN, Al, P, 1915
 COFFEY, Todd, P, 2005-08
 COKER, Jim, C, 1964-67
 COLEMAN, Gordy, INF, 1960-67
 COLEMAN, Vince, OF, 1996
 COLES, Chuck, OF, 1958
 COLES, Darnell, INF, 1992
 COLLINS, Dave, OF, 1978-81, '87-89
 COLLUM, Jackie, P, 1953-55
 COLÓN, Christian, INF, 2019-20
 COMBE, Geoff, P, 1980-81
 COMOROSKY, Adam, OF, 1934-35
 COMPTON, Jack, P, 1911
 CONCEPCION, Dave, INF, 1970-88
 CONINE, Jeff, INF, 2007

CONLEY, Jim, P, 1918
 CONTRERAS, Carlos, P, 2014-15
 COOK, Cliff, INF, 1959-62
 COOKE, Dusty, OF, 1938
 COOKE, Steve, P, 1998
 COOPER, Walker, C, 1949-50
 CORBITT, Claude, INF, 1946, '48-49
 CORCINO, Daniel, P, 2014
 CORCORAN, Mickey, INF, 1910
 CORCORAN, Tommy, INF, 1897-1906
 CORDERO, Francisco, P, 2008-11
 CORMIER, Rheel, P, 2006-07
 CORRALES, Pat, C, 1968-72
 CORRELL, Vic, C, 1978-80
 COSTANZO, Mike, INF, 2012
 COSTO, Tim, INF/OF, 1992-93
 COTHAM, Caleb, P, 2016
 COUCH, Johnny, P, 1922-23
 COULSON, Bob, OF, 1908
 COUMBE, Fritz, P, 1920-21
 COUTRIGHT, John, P, 1995
 COUTLANGUS, Jon, P, 2007
 COVELESKI, Harry, P, 1910
 COZART, Zack, SS, 2011-17
 CRABTREE, Estel, OF, 1929, '31-32, '43-44
 CRAFT, Harry, OF, 1937-42
 CRAIG, Roger, P, 1965
 CRAMER, Bill, P, 1912
 CRANE, Sam, INF, 1920-21
 CRAWFORD, Pat, INF, 1930
 CRAWFORD, Sam, OF, 1899-1902
 CREGAN, Pete, OF, 1903
 CRESS, Walker, P, 1948-49
 CRISCOLA, Tony, OF, 1944
 CRITZ, Hughie, INF, 1924-30
 CROCKETT, Kyle, P, 2018
 CROMER, D.T., INF, 2000-01
 CROMPTON, Ned, OF, 1910
 CROSBY, Ed, INF, 1973
 CROUCH, Jack, C, 1933
 CROWE, George, INF, 1956-58
 CROWELL, Jim, P, 1997
 CROWLEY, Terry, INF/OF, 1974-75
 CRUZ, Enrique, INF, 2007
 CRUZ, Fernando, P, 2022
 CRUZ, Hector, OF, 1979-80
 CRUZ, Jacob, 1B/OF, 2004-05
 CRUZ, Tony, C, 2018
 CUCCINELLO, Tony, INF, 1930-31
 CUELLAR, Mike, P, 1959
 CUETO, Johnny, P, 2008-15
 CUETO, Manuel, C, 1917-19
 CULLOP, Nick, OF, 1930-31
 CULVER, George, P, 1968-69
 CURRIE, Clarence, P, 1902
 CUYLER, Kiki, OF, 1935-37

D (113)

DALE, Gene, P, 1915-16
 DALEY, Tom, OF, 1908
 DALY, Tom, INF, 1903
 DANIELS, Bert, OF, 1914
 DANIELS, Kal, OF, 1986-89
 DARCY, Pat, P, 1974-76
 DASSO, Frank, P, 1945-46
 DAUBERT, Jake, INF, 1919-24
 DAUGHERTY, Jack, OF/INF, 1993
 DAVENPORT, Dave, P, 1914
 DAVIDSON, Matt, INF/DH, 2020
 DAVIDSON, Ted, P, 1965-68
 DAVIS, Eric, OF, 1984-91, '96
 DAVIS, Frank, P, 1912
 DAVIS, George, OF, 1937-38
 DAVIS, Lance, P, 2001

DAVIS, Lefty, OF, 1907
 DAVIS, Rookie, P, 2017
 DAVIS, Roy, P, 1936-39
 DAVIS, Spud, C, 1937-38
 DAWKINS, Gookie, INF, 1999-2000, '02
 DAWSON, Ronnie, OF, 2022
 DAY, Clyde, P, 1926
 DEAL, John, INF, 1906
 De JESUS JR., Ivan, INF, 2015-16
 De La CRUZ, Tommy, P, 1944
 De La HOZ, Mike, INF, 1969
 De LEÓN, José, P, 2020-21
 De Los SANTOS, Abel, P, 2016
 DeARMOND, Charlie, INF, 1903
 DeFREITES, Arturo, INF, 1978-79
 DEISEL, Pat, C, 1903
 DEJAN, Mike, OF, 1940
 DELAHANTY, Jim, INF, 1906
 DEL ROSARIO, Enerio, P, 2010
 DELABAR, Steve, P, 2016
 DeLUCIA, Rich, P, 1994
 DEMPSTER, Ryan, P, 2002-03
 DENNICK, Ryan, P, 2014
 DENNY, John, P, 1986
 DENORFIA, Chris, OF, 2005-06
 DePHILLIPS, Tony, C, 1943
 DERRICK, Claud, INF, 1914
 DERRINGER, Paul, P, 1933-42
 DeSHIELDS, Delino, OF, 2021
 DeSCLAFANI, Anthony, P, 2015-16, '18-20
 DESSENS, Elmer, P, 2000-02
 DETWILER, Ross, P, 2022
 DEVORE, Josh, OF, 1913
 DÍAZ, Alexis, P, 2022
 DIAZ, Bo, C, 1985-89
 DIAZ, Dayan, P, 2016
 DIAZ, Jumbo, P, 2014-16
 DIBBLE, Rob, P, 1988-93
 DIBUT, Pedro, P, 1924-25
 DICKERSON, Chris, OF, 2008-10
 DICKSON, Jim, P, 1964
 DIEHL, Phillip, P, 2022
 DIETRICH, Derek, INF, 2019
 DIMAGGIO, Vince, OF, 1939-40
 DIXON, Brandon, INF/OF, 2018
 DIXON, Leo, C, 1929
 DOAK, Bill, P, 1912
 DOBBS, John, OF, 1901-02
 DOBERNIC, Jess, P, 1949
 DODGE, John, INF, 1913
 DOLAN, Al, INF, 1909
 DOLAN, Pat, OF, 1903-05
 DOMINGUEZ, Chris, INF/OF, 2015
 DONALDS, Ed, P, 1912
 DONLIN, Mike, OF, 1902-04
 DONOHUE, Pete, P, 1921-30
 DOOIN, Red, C, 1915
 DOOLITTLE, Sean, P, 2021
 DORAN, Bill, INF, 1990-92
 DORNER, Gus, P, 1906
 DORSETT, Brian, C, 1993-94
 DOSCHER, Jack, P, 1908
 DOTTERER, Dutch, C, 1957-60
 DOUGLAS, Phil, P, 1914-15
 DOUGLASS, Astyanax, C, 1921, '25
 DOUTHIT, Taylor, OF, 1931-33
 DOWDY, Kyle, P, 2022
 DOWNEY, Tom, INF, 1909-11
 DOYLE, Jim, INF, 1910
 DOYLE, Judd, P, 1910
 DRABOWSKY, Moe, P, 1962
 DRESSEN, Chuck, INF, 1925-31
 DREWS, Karl, P, 1954
 DRIESSEN, Dan, INF, 1973-84

DROPO, Walt, INF, 1958-59
 DRUHOT, Carl, P, 1906
 DRURY, Brandon, INF, 2022
 DUARTE, Daniel, P, 2022
 DUBUC, Jean, P, 1908-09
 DUFFALO, Jim, P, 1965
 DUFFY, Frank, INF, 1970-71
 DUGGER, Robert, P, 2022
 DUKE, Zach, P, 2013, '19
 DUMATRAIT, Phil, P, 2007
 DUMOULIN, Dan, P, 1977-78
 DUNCAN, Mariano, INF, 1989-91, '95
 DUNCAN, Pat, OF, 1919-24
 DUNN, Adam, OF, 2001-08
 DUNN, Justin, P, 2022
 DURBIN, Kid, OF, 1909
 DUREN, Ryne, P, 1964
 DURHAM, Leon, INF, 1988
 DURNBAUGH, Bobby, INF, 1957
 DUROCHER, Leo, INF, 1930-33
 DUVALL, Adam, OF, 2015-18
 DWYER, Joe, OF, 1937
 DYCK, Jim, OF, 1956

E (38)

EASTWICK, Rawly, P, 1974-77
 ECKERT, Al, P, 1930-31
 EDELEN, Joe, P, 1981-82
 EDMONDS, Jim, 1B/OF, 2010
 EDWARDS, Bruce, C, 1956
 EDWARDS, Hank, OF, 1951-52
 EDWARDS, Jim, P, 1928
 EDWARDS, Johnny, C, 1961-67
 EDWARDS, Sherman, P, 1934
 EGAN, Dick, INF, 1908-13
 EHRHARDT, Rube, P, 1929
 EISCHEN, Joey, P, 1997
 EISENHART, Jake, P, 1944
 ELLAM, Roy, INF, 1909
 ELLER, Hod, P, 1917-21
 ELLIOTT, Claude, P, 1904
 ELLIS, Sammy, P, 1962, '64-67
 ELLISON, Jason, OF, 2007
 ELMORE, Jake, INF/OF, 2014
 EMMER, Frank, INF, 1916, '26
 ENCARNACION, Edwin, INF, 2005-09
 ENCARNACION, Juan, OF, 2002
 ENGEL, Joe, P, 1917
 ENGLISH, Charlie, INF, 1937
 ENNIS, Del, OF, 1959
 ERAUTT, Eddie, P, 1947-51, '53
 ERICKSON, Hank, C, 1935
 ERVIN, Phillip, OF, 2017-20
 ERWIN, Tex, C, 1914
 ESASKY, Nick, INF/OF, 1983-88
 ESCALERA, Nino, INF/OF, 1954
 ESMOND, Jimmy, INF, 1911-12
 ESPINAL, Raynel, P, 2022
 ESPY, Cecil, OF, 1993
 ESSIACK, Bill, P, 1906-07
 ESTES, Shawn, P, 2002
 ETHERTON, Seth, P, 2003
 EWING, Bob, P, 1902-09

F (72)

FAHRER, Pete, P, 1914
 FAIRCHILD, Stuart, OF, 2022
 FANOVICH, Frank, P, 1949
 FARMER, Buck, P, 2022
 FARMER, Kyle, INF/C, 2019-22
 FARRELL, Luke, P, 2017, 2022
 FAUSETT, Buck, INF, 1944
 FEDEROWICZ, Tim, C, 2018
 FELDMAN, Scott, P, 2017
 FELIZ, Michael, P, 2021
 FERGUSON, Bob, P, 1944
 FERNANDEZ, Jared, P, 1901-02
 FERNANDEZ, Osvaldo, P, 2000-01
 FERNANDEZ, Tony, INF, 1994
 FERRARA, Al, OF, 1971
 FIALA, Neil, INF, 1981
 FILIPOVIC, Steve, OF, 1948
 FINNEGAN, Brandon, P, 2015-18
 FISCHER, Hank, P, 1966
 FISHER, Bob, INF, 1916
 FISHER, Carlos, P, 2009-11
 FISHER, Jack, P, 1969
 FISHER, Maury, P, 1955
 FISHER, Ray, P, 1919-20
 FITTERY, Paul, P, 1914
 FITZGERALD, Raymond, PH, 1931
 FLAGGER, Wally, INF, 1945
 FLETCHER, Sam, P, 1912
 FLOOD, Curt, OF, 1956-57
 FLORO, Dylan, P, 2018
 FLOWERS, Jake, INF, 1934
 FLYNN, Doug, INF, 1975-77
 FOGG, Josh, P, 2008
 FOHL, Lee, C, 1903
 FOILES, Hank, C, 1953, '62-'63
 FOLEY, Tom, INF, 1983-85
 FONDY, Dee, INF/OF, 1958
 FONSECA, Lew, INF, 1921-24
 FORD, Hod, INF, 1926-31
 FORDYCE, Brook, C, 1996-98
 FORTUGNO, Tim, P, 1994
 FOSTER, George, OF, 1971-81
 FOSTER, Steve, P, 1991-94
 FOWLER, Art, P, 1954-57
 FOWLER, Joe, INF, 1923-25
 FOX, Bill, INF, 1901
 FOX, Howie, P, 1944-46, '48-51
 FRALEY, Jake, OF, 2022
 FRANCIS, Jeff, P, 2014
 FRANCISCO, Juan, INF, 2009-11
 FRANCO, John, P, 1984-89
 FRANCONA, Terry, INF/OF, 1987
 FRANK, Mike, OF, 1998
 FRANKLIN, Ryan, P, 2006
 FRASER, Chick, P, 1906
 FRAZIER, Joe, OF, 1956
 FRAZIER, Todd, INF, 2011-15
 FREED, Roger, INF, 1974
 FREEMAN, Hershell, P, 1955-58
 FREEMAN, Justin, P, 2013
 FREEMAN, Mike, INF, 2021
 FREEL, Ryan, INF/OF, 2003-08
 FREETSE, Gene, INF, 1961-63
 FREITAS, Tony, P, 1934-36
 FREY, Benny, P, 1929-36
 FREY, Lonny, INF, 1938-43, '46
 FRIDLEY, Jim, OF, 1958
 FRIEDL, T.J, OF, 2021-22
 FRILL, John, P, 1912
 FROMME, Art, P, 1909-13
 FRYMAN, Woodie, P, 1977
 FULMER, Carson, P, 2021

G (105)

GAGLIANO, Phil, INF, 1973-74
 GAINES, Joe, OF, 1960-62
 GALAN, Augie, OF, 1947-48
 GALATZER, Milt, INF, 1939
 GALE, Rich, P, 1983
 GALLARDO, Yovani, P, 2018
 GALVIS, Freddy, INF, 2019-20
 GAMBLE, Lee, OF, 1935, '38-40
 GANT, Ron, OF, 1995
 GANZEL, John, INF, 1907-08
 GARCIA, Aramis, C, 2022
 GARCIA, Edgar, P, 2021
 GARCIA, Guillermo, C, 1998
 GARCIA, Leo, OF, 1987-88
 GARRETT, Amir, P, 2017-21
 GARRETT, Greg, P, 1971
 GASPAR, Harry, P, 1909-12
 GAUSMAN, Kevin, P, 2019
 GEARY, Bob, P, 1921
 GEHRMAN, Paul, P, 1937
 GEIER, Phil, OF, 1900
 GELBERT, Charley, INF, 1937
 GENNETT, Scooter, INF, 2017-19
 GEORGE, Lefty, P, 1915
 GERMANO, Justin, P, 2006
 GERNER, Ed, P, 1919
 GERNERT, Dick, INF, 1961
 GERONIMO, Cesar, OF, 1972-80
 GETZ, Gus, INF, 1917
 GIBAUT, Ian, P, 2022
 GIBBON, Joe, P, 1971-72
 GIBRALTER, Steve, OF, 1995-96
 GILBERT, Buddy, OF, 1959
 GILBERT, Wally, INF, 1932
 GILL, Haddie, P, 1923
 GIL, Jerry, INF/OF, 2007
 GILLESPIE, John, P, 1922
 GIVENS, Mychal, P, 2021
 GLAUBER, Keith, P, 1998, 2000
 GLEESON, Jim, OF, 1941-42
 GLENDON, Martin, P, 1902
 GLOCKSON, Norm, C, 1914
 GOLDSTEIN, Lonnie, INF, 1943, '46
 GOMES, Jonny, OF, 2009-11
 GONDER, Jesse, C, 1962-63
 GONZALEZ, Alex, INF, 2007, '09
 GONZALEZ, Mike, C, 1914
 GONZALEZ, Raul, OF, 2001-02
 GONZALEZ, Tony, OF, 1960
 GOOCH, Johnny, C, 1929-30
 GOODMAN, Ival, OF, 1935-42
 GOODWIN, Brian, OF, 2020
 GOODWIN, Curtis, OF, 1996-97
 GOODWIN, Marv, P, 1925
 GORBOUS, Glen, OF, 1955
 GORDON, Keith, OF, 1993
 GOSLING, Mike, P, 2006-07
 GOSSELIN, Phil, INF, 2018
 GOUDEAU, Austin, P, 2021
 GRACE, Mike, INF, 1978
 GRAHAM, Frank, INF, 1914
 GRAMMAS, Alex, INF, 1956-58
 GRANGER, Wayne, P, 1969-71
 GRANT, Eddie, INF, 1911-13
 GRANTHAM, George, INF, 1932-33
 GRATEROL, Juan, C, 2019
 GRAVES, Danny, P, 1997-2005
 GRAY, Jeff, P, 1988
 GRAY, Sonny, P, 2019-21
 GREEN, Gary, INF, 1992
 GREEN, Gene, C, 1963
 GREENE, Hunter, P, 2022
 GREENE, Rick, P, 1999
 GREENE, Willie, INF, 1992-98

GREENGRASS, Jim, OF, 1952-55
 GREGG, Kevin, P, 2015
 GREGG, Tommy, OF, 1993
 GREGORIUS, Didi, INF, 2012
 GREGORY, Frank, P, 1912
 GRIFFEY SR., Ken, OF, 1973-81, '88-90
 GRIFFEY JR., Ken, OF, 2000-08
 GRIFFIN, Mike, P, 1989
 GRIFFIN, Pat, P, 1914
 GRIFFITH, Clark, P, 1909
 GRIFFITH, Tommy, OF, 1915-18
 GRIM, Bob, P, 1960
 GRIMSLEY, Ross, P, 1971-73
 GRISSOM, Lee, P, 1934-39
 GROH, Heinie, INF, 1913-21
 GROSS, Don, P, 1955-57
 GROSS, Kip, P, 1990-91
 GROTT, Matt, P, 1995
 GUARDADO, Eddie, P, 2006-07
 GUDAT, Marv, P, 1929
 GUERRERO, Gabriel, OF, 2018
 GUERRERO, Wilton, INF, 2001-02
 GUESE, Whitley, P, 1901
 GUILLEN, Jose, OF, 2002-03
 GUISE, Witt, P, 1940
 GULDEN, Brad, C, 1984
 GULLETT, Don, P, 1970-76
 GULLICKSON, Bill, P, 1986-87
 GUMBERT, Harry, P, 1944, '46-49
 GUTIERREZ, Vladimir, P, 2021-22
 GUZMAN, Juan, RHP, 1999

H (148)

HAAS, Bert, INF/OF, 1942-43, '46-47
 HABERER, Emil, C/INF, 1901, '03, '09
 HACKER, Warren, P, 1957
 HADDIX, Harvey, P, 1958
 HAFEY, Bud, OF, 1939
 HAFEY, Chick, OF, 1932-35, '37
 HAFORD, Leo, P, 1906
 HAGUE, Joe, INF/OF, 1972-73
 HAHN, Noodles, P, 1899-1905
 HAINES, Jesse, P, 1918
 HAIRSTON JR., Jerry, IF/OF, 2008-09
 HALL, Charley, P, 1906-07
 HALL, Josh, P, 2003
 HALL, Tom, P, 1972-75
 HALLAHAN, Bill, P, 1936-37
 HAMILTON, Billy, OF, 2013-18
 HAMILTON, Joey, P, 2001-03
 HAMILTON, Josh, OF, 2007
 HAMMOND, Chris, P, 1990-92, 2006
 HAMMONDS, Jeffrey, OF, 1998-99
 HANCOCK, Josh, P, 2004-05
 HAND, Donovan, P, 2015
 HANDLEY, Lee, INF, 1936
 HANIGAN, Ryan, C, 2007-13
 HANNAHAN, Jack, INF, 2013-14
 HANSON, Erik, P, 1994
 HARANG, Aaron, P, 2003-10
 HARGRAVE, Bubbles, C, 1921-28
 HARLEY, Dick, OF, 1900-01
 HARMON, Chuck, INF/OF, 1954-56
 HARNISCH, Pete, P, 1998-01
 HARPER, George, OF, 1922-24
 HARPER, Jack, P, 1903-06
 HARPER, Tommy, OF, 1962-67
 HARRINGTON, Andy, P, 1913
 HARRIS, Bill, P, 1923-24
 HARRIS, Brendan, INF, 2006
 HARRIS, Greg, P, 1982-83
 HARRIS, Lenny, INF, 1988-89, '94-98
 HARRIS, Willie, INF/OF, 2012
 HARRIST, Earl, P, 1945
 HARTER, Frank, P, 1912-13

HARTSEL, Topsy, OF, 1900
 HARVEY, Matt, P, 2018
 HATCHER, Billy, OF, 1990-92
 HATFIELD, Fred, INF, 1958
 HATTEBERG, Scott, 1B, 2006-08
 HATTON, Grady, INF, 1946-54
 HAUGSTAD, Phil, P, 1952
 HAYDEN, Gene, P, 1958
 HAYES, Ben, P, 1982-83
 HAYES, Drew, P, 2016
 HAYNES, Jimmy, P, 2002-04
 HAZLE, Bob, OF, 1955
 HEATH, Mickey, INF, 1931-32
 HEATHCOTE, Cliff, OF, 1931-32
 HEILEMAN, Chink, INF, 1901
 HEILMANN, Harry, OF, 1930, '32
 HEINEMAN, Scott, OF, 2021
 HEISEY, Chris, OF, 2010-14
 HEISMANN, Cresce, P, 1901-02
 HELMS, Tommy, INF, 1964-71
 HEMBREE, Heath, P, 2021
 HEMSLEY, Rollie, C, 1933, '42
 HENDERSON, Joe, P, 1976-77
 HENDERSON, Ken, OF, 1978-79
 HENDRICK, Harvey, INF, 1931-32
 HENDRIX, Ryan, P, 2021-22
 HENRICH, Bobby, INF, 1957-59
 HENRY, Bill, P, 1960-65
 HENRY, Dwayne, P, 1992-93
 HENRIBERT, Ernie, P, 1913
 HEREDIA, Felix, P, 2003
 HERGET, Jimmy, P, 2019
 HERMAN, Babe, OF, 1932, '35-36
 HERMIDA, Jeremy, OF, 2011
 HERNANDEZ, Ariel, P, 2017
 HERNANDEZ, Cesar, OF, 1992-93
 HERNANDEZ, David, P, 2018-19
 HERNANDEZ, Ramon, C, 2009-11
 HERNANDEZ, Xavier, P, 1995-96
 HERRERA, Daniel Ray, P, 2008-10
 HERRERA, Dilson, INF/OF, 2018
 HERRERA, Rosell, INF/OF, 2018
 HERRMANN, LeRoy, P, 1935
 HERSHBERGER, Willard, C, 1938-40
 HERZOG, Buck, INF, 1914-16
 HETKI, John, P, 1945-48, '50
 HEUSSER, Ed, P, 1943-46
 HIGH, Andy, INF, 1932-33
 HILCHER, Whitey, P, 1931-32, '35-36
 HILL, Milton, P, 1991-93
 HILLER, Frank, P, 1952
 HILLMAN, Dave, P, 1962
 HINCHMAN, Bill, OF, 1905-06
 HINTON, Rich, P, 1976
 HITT, Roy, P, 1907
 HOAK, Don, INF, 1957-58
 HOBBS, Bill, INF, 1913, '16
 HOBLITZELL, Dick, INF, 1908-14
 HOCK, Ed, OF, 1923-24
 HOERNER, Joe, P, 1977
 HOFFMAN, Guy, P, 1987
 HOFFMAN, Jeff, 2021-22
 HOGAN, Kenny, OF, 1921
 HOLLBERT, Aaron, INF, 2005
 HOLCOMBE, Ken, P, 1948
 HOLDEN, Bill, OF, 1914
 HOLDS, Walter, INF, 1925
 HOLLAND, Mui, P, 1926
 HOLLANDSWORTH, Todd, OF, 2006
 HOLLINGSWORTH, Al, P, 1935-38
 HOLMBERG, David, P, 2014-15
 HOLT, Tyler, OF, 2015-16
 HOOK, Jay, P, 1957-61
 HOOKER, Cy, P, 1902-03
 HOOPER, Bob, P, 1955

HOOVER, J.J., P, 2012-16
 HOPPER, Norris, OF, 2006-08
 HORSEY, Hanson, P, 1912
 HORST, Jeremy, P, 2011
 HOUSE, Frank, C, 1960
 HOUSEHOLDER, Paul, OF, 1980-84
 HOWARD, Thomas, OF, 1993-96
 HOWELL, Dixie, C, 1949-52
 HOWELL, Jay, P, 1980
 HOWELL, Millard, P, 1949
 HOY, Dummy, OF, 1894-97, 1902
 HUDEK, John, P, 1998-99
 HUGGINS, Jimmy, INF, 1925-26
 HUDSON, Luke, P, 2002, '04-05
 HUGGINS, Miller, INF, 1904-09
 HUGHES, Jared, P, 2018-19
 HUGHES, Keith, OF, 1993
 HUGHES, Tommy, P, 1948
 HUHN, Emil, C, 1916-17
 HULSWITT, Rudy, INF, 1908
 HUME, Tom, P, 1977-85, '87
 HUMMEL, Tim, INF, 2003-04
 HUMPHRIES, Bert, P, 1911-12
 HUNT, Ken, P, 1961
 HUNTER, Brian R., INF/OF, 1994-95
 HUNTER, Brian L., OF, 2000
 HUNTER, Ed, INF, 1933
 HURDLE, Clint, OF, 1982
 HURLEY, Jerry, C, 1901
 HUTCHINGS, Johnny, P, 1940-41
 HUTTON, Mark, P, 1998

I (7)

IGLESIAS, Jose, SS, 2019
 IGLESIAS, Raisel, P, 2015-20
 INDIA, Jonathan, INF, 2021-22
 INGERSOLL, Bob, P, 1914
 IRIBARREN, Hernan, INF/OF, 2016
 IRWIN, Charlie, OF, 1896-1901
 IZTURIS, Cesar, INF, 2013

J (50)

JABLONSKI, Ray, INF, 1955-56
 JACKSON, Al, P, 1969
 JACKSON, Damian, INF, 1997-98
 JACKSON, Danny, P, 1988-90
 JACKSON, Mike, P, 1995
 JACOBS, Art, P, 1939
 JACOBUS, Larry, P, 1918
 JAMES, Charlie, OF, 1965
 JANISH, Paul, INF, 2008-11
 JANKOWSKI, Travis, OF, 2020
 JANSEN, Larry, P, 1956
 JARVIS, Kevin, P, 1994-97
 JAVIER, Julian, INF, 1972
 JAY, Joey, P, 1961-66
 JEFFCOAT, Hal, P, 1956-59
 JEFFERSON, Reggie, INF, 1991
 JEFFERSON, Stan, OF, 1991
 JENNINGS, Robin, OF, 2001
 JIMENEZ, D'Angelo, INF, 2003-05
 JOHNS, Ollie, P, 1905
 JOHNSON, Alex, OF, 1968-69
 JOHNSON, Bob, INF, 1968
 JOHNSON, Brian, C, 1999
 JOHNSON, Darrell, C, 1961-62
 JOHNSON, Deron, INF, 1964-67
 JOHNSON, George "Chief", P, 1913-14
 JOHNSON, Hank, P, 1939
 JOHNSON, Jason, P, 2006
 JOHNSON, Ken, P, 1961
 JOHNSON, Si, P, 1928-36
 JOHNSON, Syl, P, 1934
 JOHNSTON, Doc, INF, 1909
 JONES, Chris, OF, 1991

JONES, Jeff, INF/OF, 1983
 JONES, Mack, OF, 1968
 JONES, Nate, P, 2020
 JONES, Sherman, P, 1961
 JONES, Todd, P, 2004
 JONES, Tracy, OF, 1986-88
 JONES, Willie, INF, 1959-61
 JOOST, Eddie, INF, 1936-37, '39-42
 JORDAN, Buck, INF, 1937-38
 JORDAN, Niles, P, 1952
 JORDAN, Ricardo, P, 1998
 JORGENSEN, Pinky, OF, 1937
 JORGENSEN, Ryan, C, 2007
 JUDE, Frank, OF, 1906
 JUDSON, Howie, P, 1953-54
 JUST, Joe, C, 1944-45
 JUUL, Herb, P, 1911

K (75)

KAHOE, Mike, C, 1895, 1899-1901
 KAISER, Jeff, P, 1993
 KAMPOURIS, Alex, INF, 1934-38
 KANE, John, OF, 1907-08
 KARGER, Ed, P, 1909
 KASKO, Eddie, INF, 1959-63
 KATZ, Bob, P, 1944
 KAZAK, Eddie, INF, 1952
 KEARNS, Austin, OF, 2002-06
 KECK, Frank, P, 1922-23
 KEEFE, Bob, P, 1911-12
 KEISLER, Randy, P, 2005
 KELLEHER, Frank, OF, 1942-43
 KELLEY, Joe, INF/OF, 1902-06
 KELLY, Kenny, OF, 2005
 KELLNER, Alex, P, 1958
 KELLOGG, Bill, INF, 1914
 KELLUM, Win, P, 1904
 KELLY, Bob, P, 1953, '58
 KELLY, George, INF, 1927-30
 KELLY, Kenny, OF, 2005
 KELLY, Mike, OF, 1996-97
 KELLY, Roberto, OF, 1993-94
 KELSOU, Bill, P, 1968
 KEMNER, Dutch, P, 1929
 KEMP, Matt, OF, 2019
 KENNEDY, Bill, P, 1956-57
 KENNEDY, Junior, INF, 1974, '78-81
 KENNEDY, Vern, P, 1945
 KEOUGH, Marty, INF/OF, 1962-65
 KEPPINGER, Jeff, INF/OF, 2007-08
 KERN, Jim, P, 1982
 KERWIN, Dan, OF, 1903
 KESSINGER, Keith, INF, 1993
 KIESCHNICK, Brooks, INF/OF, 2000
 KILLEFER, Red, OF, 1914-16
 KIM, Sun-Woo, P, 2006
 KIMMICK, Wally, INF, 1921-23
 KING, Clyde, P, 1953
 KING, Hal, C, 1973-74
 KIPPERT, Ed, OF, 1914
 KIRBY, Clay, P, 1974-75
 KIVLEHAN, Patrick, INF/OF, 2016-17
 KLAUS, Bob, INF, 1964
 KLEE, Ollie, OF, 1925
 KLEINHANS, Ted, P, 1934, '37-38
 KLING, Johnny, C, 1913
 KLINGENBECK, Scott, P, 1998
 KLIPFSTEIN, John, P, 1955-58, '62
 KLUSZEWSKI, Ted, INF, 1947-57
 KNETZER, Elmer, P, 1916-17
 KNICELY, Alan, C, 1983-85
 KNIGHT, Ray, INF, 1974, '77-81
 KNISELY, Pete, OF, 1912
 KOELLING, Brian, INF, 1993
 KOENIG, Mark, INF, 1934

KOESTNER, Elmer, P, 1914
 KOLOZSVARY, Mark, C, 2022
 KOLP, Ray, P, 1927-34
 KONERKO, Paul, INF, 1998
 KONNICK, Mike, C/INF, 1909-10
 KONSTANTY, Jim, P, 1944
 KOPF, Larry, INF, 1916-17, '19-21
 KOSCO, Andy, OF, 1973-74
 KOSMAN, Mike, INF, 1944
 KOY, Ernie, OF, 1941-42
 KRAUSE, Charles, INF, 1901
 KRENCHICKI, Wayne, INF, 1982-85
 KRESS, Charlie, INF, 1947, '49
 KRIVDA, Rick, P, 1998
 KROON, Marc, P, 1998
 KRUGER, Art, OF, 1907
 KRUEGER, Ernie, C, 1925
 KUHNEL, Joel, P, 2019-20, 2022
 KYLE, Andy, OF, 1912

L (85)

LaCOSS, Mike, P, 1978-81
 LAKEMAN, Al, C, 1942-47
 LAMANNIO, Ray, C, 1941-42, '46-48
 LaMARRE, Ryan, OF, 2015
 LAMB, John, P, 2015-16
 LAMBERT, Clay, P, 1946-47
 LAMER, Pets, C, 1907
 LANDESTROY, Rafael, INF, 1981-83
 LANDRITH, Hobie, C, 1950-55
 LANDRUM, Bill, P, 1986-87, '93
 LANE, Jerry, P, 1954-55
 LANG, Don, INF, 1938
 LaPALME, Paul, P, 1956
 LARKIN, Andy, P, 2000
 LARKIN, Barry, INF, 1986-2004
 LARKIN, Stephen, INF, 1998
 LARSON, Brandon, INF, 2001-04
 LaROSS, Harry, OF, 1914
 LaRUe, Jason, C, 1999-2006
 LATOS, Mat, P, 2012-14
 LAVARNWAY, Ryan, C, 2019
 LAW, Derek, P, 2022
 LAWING, Garland, OF, 1946
 LAWLESS, Tom, INF, 1982, '84
 LAWRENCE, Brooks, P, 1956-60
 LAYANA, Tim, P, 1990-91
 LEACH, Tommy, OF, 1915
 LEAKE, Mike, P, 2010-15
 LEAR, King, P, 1914-15
 LEARY, Frank, P, 1907
 LEARY, Tim, P, 1989
 LeCURE, Sam, P, 2010-15
 LEE, Bob, P, 1967-68
 LEE, Cliff, OF, 1924
 LEE, Terry, INF, 1990-91
 LEHR, Justin, P, 2009
 LEIBRANDT, Charlie, P, 1979-82
 LERCHEN, George, OF, 1953
 LESLEY, Brad, P, 1982-84
 LEWIS, Darren, OF, 1995
 LEWIS, Fred, OF, 2011
 LEWIS, Mark, INF, 1995, 1999-2000
 LEWIS, Richie, P, 1997
 LIBKE, Al, OF, 1945-46
 LIDLE, Cory, P, 2004
 LILLQUIST, Derek, P, 1996
 LINCOLN, Mike, P, 2008-10
 LINDSEY, Jim, P, 1934
 LIPON, Johnny, INF, 1954
 LISENBEE, Hod, P, 1945
 LITWHLER, Danny, OF, 1948-51
 LIVELY, Bud, P, 1947-49
 LIVNGOOD, Wes, P, 1939
 LIVINGSTON, Bobby, P, 2007

LIVINGSTON, Paddy, C, 1906
 LOBERT, Hans, INF, 1906-10
 LOCKE, Bobby, P, 1965
 LOCKLEAR, Gene, OF, 1973
 LOCKMAN, Whitley, INF, 1959-60
 LODOLO, Nick, P, 2022
 LOGAN, Bob, P, 1941
 LOHR, Howard, OF, 1914
 LOHRMAN, Bill, P, 1944
 LOHSE, Kyle, P, 2006-07
 LOMBARDI, Ernie, C, 1932-41
 LOPEZ, Alejo, INF, 2021-22
 LOPEZ, Felipe, INF, 2003-06
 LOPEZ, Luis, INF, 2005
 LOPEZ, Pedro, INF, 2007
 LOPEZ, Raffy, C, 2016
 LORENZEN, Michael, P/OF, 2015-21
 LOUDEN, Baldy, INF, 1916
 LOWE, George, P, 1920
 LOWN, Turk, P, 1958
 LOWREY, Peanuts, OF, 1949-50
 LUCAS, Red, P, 1926-33
 LUDWICK, Ryan, OF, 2012-14
 LUEBBERS, Larry, P, 1993, 2000
 LUKON, Eddie, OF, 1941, '45-47
 LUM, Mike, OF, 1976-78
 LUQUE, Dolf, P, 1918-29
 LUTZ, Donald, OF, 2013-14
 LUTZ, Red, C, 1922
 LYNCH, Jerry, OF, 1957-63
 LYONS, Curt, P, 1996

M (171)

MABE, Bob, P, 1959
 MACHADO, Anderson, INF, 2004-05
 MacFAYDEN, Danny, P, 1935
 MacRAE, Scott, P, 2001
 MADISON, Scottii, INF, 1989
 MAGEE, Lee, INF, 1918
 MAGEE, Sherry, INF/OF, 1917-19
 MAGILL, Matt, P, 2016
 MAGOON, George, INF, 1901-03
 MAHLE, Tyler, P, 2017-22
 MAHLER, Rick, P, 1989-90
 MAHONEY, Dan, OF, 1911
 MAJEWSKI, Gary, P, 2006-08
 MALLOY, Bob, P, 1943-44, '46-47
 MALONEY, Billy, OF, 1902
 MALONEY, Jim, P, 1960-70
 MALONEY, Matt, P, 2009-11
 MANION, Clyde, C, 1932-34
 MANN, Les, OF, 1923
 MANUEL, Robert, P, 2009
 MANZANILLO, Josias, P, 2003
 MARKLE, Cliff, P, 1921-22
 MARQUARD, Rube, P, 1921
 MARQUIS, Bob, OF, 1953
 MARQUIS, Jason, P, 2015
 MARSANS, Armando, OF, 1911-14
 MARSHALL, Bill, INF, 1934
 MARSHALL, Max, OF, 1942-44
 MARSHALL, Sean, P, 2012-14
 MARSHALL, Willard, OF, 1952-53
 MARTIN, Barney, P, 1953
 MARTIN, Billy, INF, 1960
 MARTINEZ, Carmelo, INF/OF, 1991
 MARTINEZ, Dave, OF, 1992
 MARTINEZ, Pedro A., P, 1996-97
 MASHORE, Clyde, OF, 1969
 MASON, Del, P, 1906-07
 MASSET, Nick, P, 2008-11
 MATEO, Ruben, OF, 2002-03
 MATHEWSON, Christy, P, 1916
 MATTHEUS, Ryan, P, 2015
 MATTHEWS, Mike, P, 2004

MATTICK, Bobby, INF, 1941-42
MAY, Jackie, P, 1924-30
MAY, Lee, INF, 1965-71
MAYS, Carl, P, 1924-28
MAYS, Joe, P, 2006
McBETH, Marcus, P, 2007
McBRIDE, Algine, OF, 1898-1901
McCABE, Swat, OF, 1909-10
McCARTHY, Bill, C, 1907
McCARTHY, Tom, P, 1908
McCLENDON, Lloyd, C/INF, 1987-88
McCLUSKEY, Harry, P, 1915
McCOOL, Billy, P, 1964-68
McCORMICK, Frank, INF, 1934, '37-45
McCORMICK, Mike, OF, 1940-43, '46
McCOSKY, Barney, OF, 1951
McCRACKEN, Quinton, OF, 2006
McCURDY, Harry, INF, 1934
McDONALD, Darnell, OF, 2009
McDONALD, Tex, INF, 1912-13
McELROY, Chuck, P, 1994-96
McENANEY, Will, P, 1974-76
McFADDEN, Barney, P, 1901
McGAFFIGAN, Andy, P, 1984-85
McGILVRAY, Bill, OF, 1908
McGINN, Dan, P, 1968
McGLOTHLIN, Jim, P, 1970-73
McGRANER, Howard, P, 1912
McGUIRE, Deck, P, 2017
McGRIFF, Terry, C, 1987-90
McINTIRE, Harry, P, 1913
McKECHNIE, Bill, INF, 1916-17
McKENRY, Limb, P, 1915-16
McLAUGHLIN, Kid, OF, 1914
McLEAN, Larry, C, 1906-12
McLISH, Cal, P, 1960
McMANUS, Joe, P, 1913
McMILLAN, Roy, INF, 1951-60
McMILLAN, Tommy, INF, 1910
McMULLEN, Hugh, C, 1929
McQUAID, Herb, P, 1923
McQUEEN, Mike, P, 1974
McQUILLAN, George, P, 1911
McQUINN, George, INF, 1936
McRAE, Hal, INF/OF, 1968, '70-72
McWEENEY, Doug, P, 1930
MEADOWS, Rufe, P, 1926
MEDEIROS, Ray, INF, 1945
MEEKER, Roy, P, 1926
MEEKS, Sammy, INF, 1949-51
MEINKE, Bob, INF, 1910
MEISTER, Karl, OF, 1913
MEJIAS, Sam, OF, 1979-81
MELE, Dutch, OF, 1937
MELE, Sam, OF, 1955
MELLA, Keury, P, 2017-19
MELVILLE, Tim, P, 2016
MENENDEZ, Tony, P, 1992
MENKE, Denis, INF, 1972-73
MERCADO, Hector, P, 2000-01
MERCKER, Kent, P, 1997, 2003, '05-06, '08
MERRIMAN, Lloyd, OF, 1949-51, '54
MERRITT, Jim, P, 1969-72
MESNER, Steve, INF, 1943-45
MESORACO, Devin, C, 2011-18
MEUSEL, Bob, OF, 1930
MEYER, Russ, P, 1956
MICHALAK, Chris, P, 2006
MIDKIFF, Ezra, INF, 1909
MIKISIS, Eddie, INF, 1958
MILEY, Wade, P, 2020-21
MILLER, Bob, P, 1962
MILLER, Corky, C, 2001-04, '09-10, '13
MILLER, Doc, OF, 1914

MILLER, Eddie, INF, 1936-37, '43-47
MILLER, Ward, OF, 1909-10
MILLIGAN, Randy, INF, 1993
MILNER, Eddie, OF, 1980-86, '88
MILTON, Eric, P, 2005-07
MINAHAN, Cotton, P, 1907
MINARCIN, Rudy, P, 1955
MINOR, Mike, P, 2022
MINUTELLI, Gino, P, 1990-91
MITCHELL, Clarence, P, 1916-17
MITCHELL, Keith, OF, 1996
MITCHELL, Kevin, OF, 1993-94, '96
MITCHELL, Mike, OF, 1907-12
MITCHELL, Roy, P, 1918-19
MODAK, Mike, P, 1945
MOEHLER, Brian, P, 2002
MOELLER, Chad, C, 2007
MOLLWITZ, Fritz, INF, 1914-16
MONTGOMERY, Jeff, P, 1987
MOORE, Dee, C, 1936-37
MOORE, Gene, Sr., P, 1912
MOORE, Gene, Jr., OF, 1931
MOORE, Johnny, OF, 1933-34
MOORE, Marcus, P, 1996
MOORE, Whitey, P, 1936-42
MOOTY, Jake, P, 1936-37
MORAN, Colin, INF, 2022
MORAN, Herbie, OF, 1914
MOREJON, Dan, OF, 1958
MORRETA, Dauri, P, 2021-22
MORGAN, Cy, P, 1913
MORGAN, Joe, INF, 1972-79
MORGAN, Mike, P, 1996-97
MORIARTY, Bill, INF, 1909
MORRIS, A.J., P, 2016
MORRIS, Hal, 1B, 1990-97, 1999-2000
MORRISSEY, Jack, INF, 1902-03
MORRISSEY, Jo-Jo, INF, 1932-33
MOSCOT, Jon, P, 2015-16
MOSELEY, Earle, P, 1916
MOSER, Arnie, OF, 1937
MOSKAU, Paul, P, 1977-81
MOSS, Howie, INF/OF, 1946
MOTTER, Taylor, INF, 2022
MOTTOLA, Chad, OF, 1996
MOUSTAKAS, Mike, INF, 2020-22
MOWREY, Mike, INF, 1905-09
MUELLER, Ray, C, 1943-44, '46-49
MURPHY, Dick, INF, 1954
MURPHY, Rob, P, 1985-88
MURRAY, Dale, P, 1977-78
MYERS, Billy, INF, 1935-40
MYERS, Hy, OF, 1925
MYERS, Randy, P, 1990-91
MYETTE, Aaron, P, 2004

N (36)

NAKTESINIS, Pete, P, 1939
NAPIER, Buddy, P, 1920-21
NAQUIN, Tyler, OF, 2021-22
NAVARRO, Dioner, C, 2012
NEAGLE, Denny, P, 1999-2000
NEAL, Charlie, INF, 1963
NEALE, Greasy, OF, 1916-22, '24
NEGRON, Kristopher, IF/OF, 2012, 2014-15
NEHF, Art, P, 1926-27
NELSON, Emmett, P, 1935-36
NELSON, Red, P, 1913
NELSON, Roger, P, 1973-74
NEVEL, Ernie, P, 1953
NEWCOMBE, Don, P, 1958-60
NEWTON, Doc, P, 1900-01
NICHOLS, Chet, P, 1964
NICHTING, Chris, P, 2001

NIEHAUS, Al, INF, 1925
NIEHOFF, Bert, INF, 1913-14
NIEMES, Jack, P, 1943
NIEVES, Melvin, OF, 1998
NIGGELING, Johnny, P, 1939
NITKOWSKI, C.J., P, 1995
NIX, Laynce, OF, 2009-10
NOCE, Paul, INF, 1990
NOLAN, Gary, P, 1967-73, '75-77
NOLAN, Joe, C, 1980-81
NORIEGA, John, P, 1969-70
NORMAN, Fred, P, 1973-79
NORTHEM, Hub, OF, 1911
NORTHEY, Ron, OF, 1950
NORTON, Phil, P, 2003-04
NOTTEBART, Don, P, 1966-67
NUNN, Howie, P, 1961-62
NUNNALLY, Jon, OF, 1997-99
NUXHALL, Joe, P, '44, 1952-60, '62-66

O (33)

OAKES, Rebel, OF, 1909
O'BERRY, Mike, C, 1981-82
O'BRIEN, Pete, INF, 1901
OCHOA, Alex, OF, 2000-01
ODWELL, Fred, OF, 1904-07
OESTER, Ron, INF, 1978-90
O'FARRELL, Bob, C, 1934
OGDEN, Jack, P, 1931-32
O'GRADY, Brian, IF/OF, 2019
OHLENDORF, Ross, P, 2016
OKEY, Chris, C, 2022
OLDHAM, John, P, 1956
OLIVER, Joe, C, 1989-94, '96-97
OLMEDO, Ray, INF, 2003-06
OLSON, Ivy, INF, 1915
ONDRUSEK, Logan, P, 2010-14
O'NEILL, Mike, OF, 1907
O'NEILL, Paul, OF, 1985-92
O'NEILL, Peaches, C/INF, 1904
ORTIZ, Ramon, P, 2005
OSBURN, Pat, P, 1974
OSICH, Josh, P, 2021
OSTEEN, Claude, P, 1957, '59-61
OSTEEN, Darrell, P, 1965-67
OTOOLE, Jim, P, 1958-66
OTOOLE, Marty, P, 1908
OUTLAW, Jimmy, INF, 1937-38
OVERALL, Orval, P, 1905-06
OVERTON, Connor, P, 2022
OWCHINKO, Bob, P, 1984
OWENS, Eric, INF/OF, 1995-97
OWENS, Jim, P, 1963
OWINGS, Micah, P, 2008-10

P (92)

PACHECO, Jordan, INF/OF, 2016
PACILLO, Pat, P, 1987-88
PACKARD, Gene, P, 1912-13
PADILLA, Juan, P, 2004
PALYS, Stan, OF, 1955-56
PAPIERSKI, Michael, C, 2022
PAPPAS, Milt, P, 1966-68
PARIS, Kelly, INF, 1983
PARKER, Dave, OF, 1984-87
PARKER, Doc, P, 1901
PARRA, Manny, P, 2013-15
PARRIS, Steve, P, 1998-2000
PARTCH, Curtis, P, 2013-14
PASCUAL, Camilo, P, 1969
PASKERT, Dode, OF, 1907-10, '21
PASTORE, Frank, P, 1979-85
PATTERSON, Claire, OF, 1909
PATTERSON, Corey, OF, 2008
PAUL, Xavier, OF, 2012-13
PAUXTIS, Si, C, 1909
PAVLETICH, Don, C, 1957, '59, '62-68
PAYTON, Mark, OF, 2020-21
PEARCE, Ducky, C, 1908-09
PEARCE, Jim, P, 1954-55
PEARSON, Monte, P, 1944
PEGUES, Steve, OF, 1991
PEITZ, Heinie, C/INF, 1896-1904
PELLAGRINI, Eddie, INF, 1952
PENA, Brayon, C/1B, 2014-15
PENA, Jose, P, 1969
PENA, Orlando, P, 1958-60
PENA, Wily Mo, OF, 2002-05
PENDLETON, Jim, INF/OF, 1959
PENDLETON, Terry, INF, 1997
PENNINGTON, Brad, P, 1995
PENNINGTON, Cliff, INF, 2018
PERALTA, Wandy, P, 2016-19
PERAZA, José, INF, 2016-19
PÉREZ, Cionel, P, 2021
PÉREZ, Eduardo, INF, 1996-98
PEREZ, Miguel, C, 2005
PÉREZ, Tony, INF, 1964-76, '84-86
PERKOWSKI, Harry, P, 1947, '49-54
PERRY, Pat, P, 1987-88
PERRY, Scott, P, 1917
PETAGINE, Roberto, INF, 1998
PETERSON, Kent, P, 1944, '47-51
PETOSKY, Ted, OF, 1934-35
PETTYJOHN, Adam, P, 2008
PHAM, Tommy, OF, 2022
PHELAN, Art, INF, 1910, '12
PHELPS, Ed, C, 1905-06
PHILLIPS, Andy, INF, 2008
PHILLIPS, Bill, P, 1895, 1899-1903
PHILLIPS, Brandon, INF, 2006-16
PHILLIPS, Damon, INF, 1942
PHIPPS, Denis, OF, 2012
PICINICH, Val, C, 1926-28
PICK, Eddie, OF, 1923-24
PICKERING, Calvin, INF, 2001
PICONE, Mario, P, 1954
PIERSOLL, Chris, P, 2001
PIET, Tony, INF, 1934-35
PILLETTE, Herman, P, 1917
PINEDA, Luis, P, 2002
PINELLI, Babe, INF, 1922-27
PINSON, Vada, OF, 1958-68
PIPP, Wally, INF, 1926-28
PITTINGER, Pinky, INF, 1927-29
PLUMMER, Bill, C, 1970-77
PODBIELAN, Bud, P, 1952-55, '57
POLAND, Hugh, C, 1947-48
POLIVKA, Ken, P, 1947
POOL, Harlin, OF, 1934-35
POOLE, Ed, P, 1902-03
PORTUGAL, Mark, P, 1995-96
POST, Wally, OF, 1949, '51-57, '60-63
POWELL, Bill, P, 1913
POWELL, Ross, P, 1993
POWER, Ted, P, 1983-87, 1991
POWERS, Johnny, OF, 1959
PRAMESA, Johnny, C, 1949-51
PRICE, Joe, P, 1980-86
PRIEST, Eddie, P, 1998
PROTHO, Doc, INF, 1926
PROUGH, Bill, P, 1912
PUGH, Tim, P, 1992-96
PUIG, Yasiel, OF, 2019
PUOLE, Charlie, P, 1983-84
PURDY, Pid, OF, 1927-29
PURKEY, Bob, P, 1958-64
PYLE, Harlan, P, 1928

Q (5)

QUACKENBUSH, Kevin, P, 2018
 QUEEN, Mel, P/O, 1964-69
 QUINN, Jack, P, 1933
 QUINN, Joe, INF, 1900
 QUIÑONES, Luis, INF, 1988-91

R (116)

RABE, Charlie, P, 1957-58
 RACKLEY, Marv, OF, 1950
 RAFFENBERGER, Ken, P, 1947-54
 RAGAN, Pat, P, 1909
 RAINEY, Tanner, P, 2018
 RALEY, Brooks, P, 2020
 RAMIREZ, Elizardo, P, 2005-07
 RAMIREZ, JC, P, 2016
 RAMIREZ, Ramon, P, 2008-09
 RAMOS, Chucho, OF, 1944
 RAMOS, Pedro, P, 1969
 RAMSDELL, Willie, P, 1950-51
 RANDA, Joe, INF, 2005
 RANDALL, Scott, P, 2003
 RARIDEN, Bill, C, 1919-20
 RASMUSSON, Dennis, P, 1987-88
 RATH, Morrie, INF, 1919-20
 RAWLINGS, Johnny, INF, 1914
 REAGAN, Rip, P, 1903
 REARDON, Jeff, P, 1993
 REDMOND, Todd, P, 2012
 REDDY, Gary, OF, 1982-85
 REED, Cody, P, 2016-20
 REED, Jeff, C, 1988-92
 REED, Rick, P, 1995
 REESE, Pokey, INF, 1997-01
 REGAN, Mike, P, 1917-19
 REHG, Wally, OF, 1919
 REINEKE, Chad, P, 2011
 REITH, Brian, P, 2001, '03-04
 REITSMA, Chris, P, 2001-03
 REMLINGER, Mike, P, 1995-98
 RENDA, Tony, INF, 2016
 RENTERIA, Edgar, INF, 2011
 RETTENMUND, Merv, OF, 1974-75
 REUS, Jerry, P, 1987
 REYES, Dennis, P, 1998-2001
 REYES, Jesus, P, 2018
 REYNOLDS, Greg, P, 2013
 REYNOLDS, Matt, INF/O, 2022
 RHODES, Arthur, P, 2009-10
 RHODES, Charlie, P, 1908
 RIBANT, Dennis, P, 1969
 RICE, Harry, OF, 1933
 RICE, Len, C, 1944
 RICHAR, Danny, INF, 2008-09
 RICHARDS, Duane, P, 1960
 RICHARDSON, Jeff, INF, 1989
 RICHARDSON, Nolen, INF, 1938-39
 RICHMOND, Beryl, P, 1934
 RICKERT, Marv, OF, 1948
 RICONDA, Harry, INF, 1930
 RIDDLE, Elmer, P, 1939-45, '47
 RIDDLE, Johnny, C, 1941, '44-45
 RIDDLE, JT, INF, 2022
 RIDZIK, Steve, P, 1955
 RIEDLING, John, P, 2000-04
 RIGGS, Lew, INF, 1935-40
 RIJO, Jose, P, 1988-95, 2001-02
 RING, Jimmy, P, 1917-20
 RIPPLE, Jimmy, OF, 1940-41
 RITCHIE, Jay, P, 1968
 RIVERA, Ruben, OF, 2001
 RIXEY, Eppa, P, 1921-33
 RIZZO, Johnny, OF, 1940
 ROARK, Tanner, P, 2019
 ROBELLO, Tony, INF, 1933-34

ROBERTS, Bip, INF/O, 1992-93
 ROBERTSON, Dick, P, 1913
 ROBINSON, Chuckie, C, 2022
 ROBINSON, Derrick, OF, 2013
 ROBINSON, Floyd, OF, 1967
 ROBINSON, Frank, OF, 1956-65
 ROBINSON, Kerry, OF, 1999
 ROBINSON, Rabbit, INF, 1910
 ROBINSON, Ron, P, 1984-90
 RODGERS, Bill, INF, 1915-16
 RODRIGUEZ, Felix, P, 1997
 RODRIGUEZ, Frankie, P, 2001
 RODRIGUEZ, Henry, INF, 2012-13
 RODRIGUEZ, Rosario, P, 1989-90
 RODRIGUEZ, Yorman, OF, 2014
 ROENICKE, Josh, P, 2008-09
 ROENICKE, Ron, OF, 1988
 ROESLER, Mike, P, 1989
 ROETTGER, Wally, OF, 1931-33
 ROGGE, Clint, P, 1921
 ROJAS, Cookie, INF, 1962
 ROLEN, Scott, 3B, 2009-12
 ROMANO, Jason, OF, 2004-05
 ROMANO, Sal, P, 2017-21
 ROMINE, Austin, C, 2022
 ROOMES, Rolando, OF, 1989-90
 ROPER, John, P, 1993-95
 ROSALES, Adam, INF, 2008-09
 ROSE, Pete, INF/O, 1963-78, '84-86
 ROSE, Pete, Jr., INF, 1997
 ROSS, Cliff, P, 1954
 ROSS, Cody, OF, 2006
 ROSS, David, C, 2006-08
 ROSSI, Joe, C, 1952
 ROTTH, Frank, C, 1909-10
 ROUSH, Edd, OF, 1916-26, '31
 ROWAN, Jack, P, 1908-10, '13-14
 ROWDIN, Wade, INF, 1984-86
 RUBERTO, Sonny, C, 1972
 RUDELPH, Don, P, 1959
 RUTHERS, Dutch, P, 1917-20
 RUFFIN, Johnny, P, 1993-96
 RUIZ, Chico, INF, 1964-69
 RUNNELLS, Tom, INF, 1985-86
 RUSIE, Amos, P, 1901
 RUSKIN, Scott, P, 1992-93
 RUSSELL, Jeff, P, 1983-84
 RYAN, B.J., P, 1999
 RYAN, Connie, INF, 1950-51, '54

S (200)

SAARLOOS, Kirk, P, 2007
 SABO, Chris, INF, 1988-93, '96
 SADLER, Donnie, INF, 2001
 SALKELD, Roger, P, 1996
 SALMON, Brad, P, 2007
 SALLEE, Slim, P, 1919-20
 SAMPSON, Keyvius, P, 2015-16
 SAMUEL, Juan, INF, 1993
 SANBERG, Gus, C, 1923-24
 SANCHEZ, Jesus, P, 2004
 SANCHEZ, Raul, P, 1957, '60
 SANDERS, Deion, OF, 1994-95, '97, 2001
 SANDERS, Reggie, OF, 1991-98
 SANDERS, Roy, P, 1917
 SANFORD, Mo, P, 1991
 SANMARTIN, Reiver, P, 2021-22
 SANTIAGO, Benito, C, 1995, 2000
 SANTIAGO, Ramon, INF, 2014
 SANTIILLAN, Tony, P, 2021-22
 SANTO DOMINGO, Rafael, INF, 1979
 SANTOS, Victor, P, 2007
 SAPPELT, Dave, OF, 2011
 SARDINHA, Dane, C, 2003, '05
 SARMIENTO, Manny, P, 1976-79

SAUER, Hank, OF, 1941-42, '45, '48-49
 SAVAGE, Ted, OF, 1969
 SAVIDGE, Ralph, P, 1908-09
 SAVRANSKY, Moe, P, 1954
 SCANTLEBURY, Pat, P, 1956
 SCARSELLA, Les, INF, 1935-37, '39
 SCHAFFER, Jimmie, C, 1968
 SCHEBLER, Scott, OF, 2016-19
 SCHEFFING, Bob, C, 1950-51
 SCHEINBLUM, Richie, OF, 1973
 SCHERRER, Bill, P, 1982-84, '87
 SCHLEI, George, C, 1904-08
 SCHMIDT, Bob, C, 1961
 SCHMIDT, Willard, P, 1958-59
 SCHMITZ, Johnny, P, 1952
 SCHNEIDER, Pete, P, 1914-18
 SCHNELL, Karl, P, 1922-23
 SCHOENEWEIS, Scott, P, 2006
 SCHOTT, Gene, P, 1935-38
 SCHOUREK, Pete, P, 1994-97
 SCHREIBER, Barney, P, 1911
 SCHREIBER, Hank, INF, 1919
 SCHROCK, Max, INF, 2021-22
 SCHULMERICHS, Wes, OF, 1934
 SCHULT, Art, INF/O, 1956-57
 SCHULTZ, Howie, INF, 1948
 SCHULTZ, Joe, OF, 1925
 SCHULTZ, Mike, P, 1947
 SCHULZ, Al, P, 1916
 SCHUMAKER, Skip, INF/O, 2014-15
 SCOTT, Dick, P, 1901
 SCOTT, Donnie, C, 1991
 SCOTT, Ed, P, 1900
 SCOTT, Everett, INF, 1926
 SCOTT, Jack, P, 1922
 SCUDDER, Scott, P, 1989-91
 SEAVER, Tom, P, 1977-82
 SEBRA, Bob, P, 1989
 SEBRING, Jimmy, OF, 1904-05
 SECORY, Frank, OF, 1942
 SEE, Charlie, OF, 1919-21
 SELBY, Bill, INF, 2001
 SELSKY, Steve, OF, 2016
 SEMINICK, Andy, C, 1952-55
 SENZEL, Nick, OF, 2019-22
 SERAFINI, Danny, P, 2003
 SERVICE, Scott, P, 1993-94, '96-97
 SEVEREID, Hank, C, 1911-13
 SEXTON, Chris, INF, 2000
 SEYMOUR, Cy, OF, 1902-06
 SHACKELFORD, Brian, P, 2005-06
 SHACKELFORD, Kevin, P, 2017-18
 SHAMSKY, Art, OF, 1965-67
 SHANER, Wally, INF/O, 1929
 SHAUTE, Joe, P, 1934
 SHAW, Jeff, P, 1996-98
 SHEAN, Dave, INF, 1917
 SHEKARD, Jimmy, OF, 1913
 SHEARN, Tom, P, 2007
 SHEEHAN, Tom, P, 1924-25
 SHEVLIN, Jimmy, INF, 1932, '34
 SHIRLEY, Bob, P, 1982
 SHIVER, Ivey, OF, 1934
 SHOFFNER, Milt, P, 1939-40
 SHOKES, Eddie, INF, 1941, '46
 SHORT, Bill, P, 1969
 SHORTEN, Chick, OF, 1924
 SHOUN, Clyde, P, 1942-44, '46-47
 SIANI, Michael, OF, 2022
 SICKING, Eddie, INF, 1920
 SIEGLE, Johnny, OF, 1905-06
 SIERRA, Candy, P, 1988
 SIERRA, Ruben, OF, 1997

SIGAFOOS, Frank, INF, 1931
 SILVA, Jose, P, 2002
 SILVERA, Al, OF, 1955-56
 SIMMONS, Al, OF, 1939
 SIMON, Alfredo, P, 2012-14, 2016
 SIMPSON, Allan, P, 2005
 SIMPSON, Dick, OF, 1966-67
 SIMPSON, Wayne, P, 1970-72
 SIMS, Lucas, P, 2018-22
 SINCOCK, Bert, P, 1908
 SIPEK, Dick, OF, 1945
 SISLER, Dave, P, 1962
 SISLER, Dick, OF, 1952
 SKAUGSTAD, Dave, P, 1957
 SKINNER, Bob, OF, 1963-64
 SLADE, Gordon, INF, 1934-35
 SLAGLE, Walt, P, 1910
 SMILEY, John, P, 1993-97
 SMITH, Bob, P, 1933
 SMITH, Chick, P, 1913
 SMITH, Elmer E, OF/P, 1886-89, 1898-1900
 SMITH, Elmer J., OF, 1925
 SMITH, Frank E., P, 1911-12
 SMITH, Frank T., P, 1950-54, '56
 SMITH, Fred, P, 1907
 SMITH, George, P, 1918
 SMITH, Hal, C, 1964
 SMITH, Harry, C, 1917-18
 SMITH, Jimmy, INF, 1919
 SMITH, Jordan, P, 2010-11
 SMITH, Josh, P, 2015-16
 SMITH, Lee, RHP, 1996
 SMITH, Mike, P, 1984-86
 SMITH, Milt, INF, 1955
 SMITH, Paul, OF, 1916
 SMITH, Pete, P, 1995
 SMITH, Willie, INF, 1971
 SMITHERMAN, Stephen, OF, 2003
 SMOOT, Homer, OF, 1906
 SNIIDER, Van, OF, 1988-89
 SOLANO, Donovan, INF, 2022
 SOLOMON, Jared, P, 2022
 SOIMEN, Layne, P, 2016
 SOTO, Mario, P, 1977-88
 SOTO, Neftali, INF, 2013-14
 SPADE, Bob, P, 1907-10
 SPENCER, Daryl, INF, 1963
 SPILMAN, Harry, INF, 1978-81
 SPRADLIN, Jerry, P, 1993-94, '96
 SPRAGUE, Ed, P, 1971-73
 SPRINGER, Brad, P, 1926
 SPRINGER, Russ, P, 2010
 STAHL, Larry, OF, 1973
 STALEY, Gerry, P, 1955
 STALLCUP, Virgil, INF, 1947-52
 STANAGE, Oscar, C, 1906
 STANDRIDGE, Jason, P, 2005-06
 STANTON, Mike, P, 2007
 STARR, Ray, P, 1941-43
 ST. CLAIRE, Randy, P, 1988
 STEER, Spencer, INF, 2022
 STEIN, Justin, INF, 1938
 STEINFELDT, Harry, INF, 1898-1905
 STENSON, Demell, OF, 2003
 STEPHENS, Jackson, P, 2017-18
 STEPHENSON, Robert, P, 2016-20
 STEPHENSON, Tyler, C, 2020-22
 STEWART, Jim, INF/O, 1969-71
 STEWART, Mark, C, 1913
 STILLWELL, Kurt, INF, 1986-87
 STIMMEL, Archie, P, 1900-02
 STINNETT, Kelly, C, 2001-03
 STINE, Lee, P, 1936
 STONE, Ricky, P, 2005, '07

STONE, Rocky, P, 1943
 STOREN, Drew, P, 2017
 STOUT, Allyn, P, 1933-34
 STRAILY, Dan, P, 2016
 STREET, Gabby, C, 1904-05
 STRELECKI, Ed, P, 1931
 STRICKLAND, Hunter, P, 2022
 STRIPP, Joe, INF, 1928-31
 STROP, Pedro, P, 2020
 STUBBS, Drew, OF, 2009-12
 STUPER, John, P, 1985
 STYLES, Lena, C, 1930-31
 STYNES, Chris, INF/OF, 1997-2000
 SUÁREZ, Eugenio, INF, 2015-21
 SUGGS, George, P, 1910-13
 SUKEFORTH, Clyde, C, 1926-31
 SULLIVAN, Billy, INF, 1935
 SULLIVAN, Scott, P, 1995-03
 SULLIVAN, Tom, C, 1925
 SUMMERS, Champ, OF, 1977-79
 SUTKO, Glenn, C, 1990-91
 SUTTHOFF, Jack, P, 1901, '03-04
 SUTTON, Drew, INF/OF, 2009-10
 SWANSON, Evar, OF, 1929-30
 SWARTZ, Dazzy, P, 1920
 SWEENEY, Mark, OF, 1999
 SWINDELL, Greg, P, 1992
 SWORMSTEDT, Len, P, 1901-02
 SZEKELY, Joe, OF, 1953

T (49)

TABAKA, Jeff, P, 1997
 TANNEHILL, Jesse, P, 1894, 1911
 TAPPE, Ted, INF, 1950-51
 TARASCO, Tony, OF, 1998
 TATUM, Craig, C, 2009
 TATUM, Tommy, OF, 1947
 TAUBENSEE, Eddie, C, 1994-2000
 TAVERAS, Willy, OF, 2009
 TAYLOR, Ben, P, 1912
 TAYLOR, Joe, OF, 1957
 TAYLOR, Reggie, OF, 2002-03
 TAYLOR, Sammy, C, 1963
 TEKULVE, Kent, P, 1989
 TEMPLE, Johnny, INF, 1952-59, '64
 TERRY, Scott, P, 1986
 THEIS, Jack, P, 1920
 THEVENOW, Tommy, INF, 1936
 THIELMAN, Henry, P, 1902
 THOMAS, Frank, INF/OF, 1959
 THOMPSON, Daryl, P, 2008, '11
 THOMPSON, Gene, P, 1939-42
 THORNBURG, Tyler, P, 2020
 THORPE, Jim, OF, 1917
 THURMAN, Bob, OF, 1955-59
 TIBBS, Jay, P, 1984-85
 TIEMEYER, Ed, P, 1906-07
 TIMMONS, Ozzie, OF, 1997
 TINKER, Joe, INF, 1913
 TIPTON, Eric, OF, 1942-45
 TOLAN, Bobby, OF, 1969-70, '72-73
 TOLIVER, Fred, P, 1984
 TOMKO, Brett, P, 1997-99
 TOMLIN, Dave, P, 1972-73, '78-80
 TOMPKINS, Chuck, P, 1912
 TONEY, Fred, P, 1915-18
 TORRES, Angel, P, 1977
 TOZER, Bill, P, 1908
 TRAHAN, Blake, INF, 2018
 TREADWAY, Jeff, INF, 1987-88
 TREVIÑO, Alex, C, 1982-84, '90
 TRILLO, Manny, INF, 1989
 TSIOTOURIS, John, P, 1962-68
 TUBBS, Greg, OF, 1993

TUCKER, Michael, OF, 1999-2001
 TUCKER, Preston, OF, 2018
 TURNER, Jim, P, 1940-42
 TURNER, Stuart, C, 2017
 TWINING, Twink, P, 1916
 TWOMBLY, George, OF, 1914-16

U (4)

UHLAENDER, Ted, OF, 1972
 UHLER, Maury, OF, 1914
 UNSER, Al, C, 1945
 USHER, Bob, OF, 1946-47, '50-51

V (29)

VAIL, Mike, OF, 1981-82
 VALAIKA, Chris, INF, 2010-11
 VALDEZ, Wilson, INF, 2012
 VALENT, Eric, OF, 2003
 VALENTIN, Javier, C, 2004-08
 VALENTINE, Corky, P, 1954-55
 VALENTINE, Joe, P, 2003-05
 VAN GORDER, Dave, C, 1982, '84-86
 VANMETER, Josh, IF/OF, 2019-20
 VAN POPPEL, Todd, P, 2003-04
 VANCE, Dazzy, P, 1934
 VANDER MEER, Johnny, P, 1937-43, 1946-49
 VANDER WAL, John, OF, 2004
 VARSHO, Gary, OF, 1993
 VAUGHN, Greg, OF, 1999
 VENABLE, Max, OF, 1985-87
 VICKERS, Rube, P, 1902
 VILLARREAL, Pedro, P, 2012-15
 VILLONE, Ron, P, 1999-2000
 VINCEJ, Zach, INF, 2017
 VIOLA, Frank, P, 1995
 VIOLA, Pedro, P, 2009
 VOLLMER, Clyde, OF, 1942, '46-48
 VOLQUEZ, Edinson, P, 2008-11
 VOLZ, Jake, P, 1908
 VON KOLNITZ, Fritz, INF, 1914-15
 VOTTO, Joey, 1B, 2007-22
 VOWINKEL, Rip, P, 1905
 VUKOVICH, John, INF, 1975

W (100)

WAGNER, Joe, INF, 1915
 WAGNER, Ryan, P, 2003-05
 WAHL, Kermit, INF, 1944-45, '47
 WALDROP, Kyle, OF, 2015-16
 WALKER, Curt, OF, 1924-30
 WALKER, Duane, OF, 1982-85
 WALKER, Fred, P, 1910
 WALKER, Gee, OF, 1942-45
 WALKER, Harry, OF, 1949
 WALKER, Hub, OF, 1936-37
 WALKER, Todd, INF, 2001-02
 WALKER, Tom, P, 1904-05
 WALLACH, Chad, C, 2017
 WALLS, Lee, OF, 1960
 WALTERS, Bucky, P, 1938-48
 WALTERS, Ken, OF, 1963
 WALTON, Jerome, OF, 1994-95
 WANER, Lloyd, OF, 1941
 WANNINGER, Paul, INF, 1927
 WARD, Jay, INF, 1970
 WARREN, Art, P, 2021-22
 WASHBURN, Ray, P, 1970
 WATKINS, Pat, OF, 1997-98
 WATSON, Brandon, OF, 2006
 WATSON, Mark, P, 2003
 WEATHERS, David, P, 1998, 2005-09
 WEAVER, Jim, P, 1938-39
 WEBER, Ben, P, 2005

WEHMEIER, Herm, P, 1945, '47-54
 WEIMER, Jake, P, 1906-08
 WEINTRAUB, Phil, OF, 1937
 WEISS, Zack, P, 2018
 WELLS, David, P, 1995
 WELLS, Kip, P, 2009
 WELSH, Chris, P, 1986
 WERBER, Bill, INF, 1939-41
 WERNER, Don, C, 1975-78, '80
 WEST, Dick, C/OF, 1938-43
 WEST, Max, OF, 1946
 WESTLAKE, Wally, OF, 1952
 WEYHING, Gus, P, 1901
 WHEELER, George, OF, 1910
 WHISENANT, Pete, OF, 1957-61
 WHITE, Gabe, P, 1997-2000, '02-04
 WHITE, Jack, INF, 1927-28
 WHITE, Jo-Jo, OF, 1944
 WHITE, Rick, P, 2006
 WHITFIELD, Fred, INF, 1968-69
 WICKANDER, Kevin, P, 1993
 WICKER, Bob, P, 1906
 WICKLAND, Al, OF, 1913
 WIEAND, Ted, P, 1958, '60
 WIGGS, Jimmy, P, 1903
 WIGHT, Bill, P, 1958
 WILCOX, Mitt, P, 1970-71
 WILLIAMS, Dallas, OF, 1983
 WILLIAMS, Dave, P, 2006
 WILLIAMS, Denny, OF, 1921
 WILLIAMS, Dewey, C, 1948
 WILLIAMS, Frank, P, 1987-88
 WILLIAMS, Ken, OF, 1915-16
 WILLIAMS, Mason, OF, 2018
 WILLIAMS, Todd, P, 1998
 WILLIAMS, Woody, INF, 1943-45
 WILLIAMSON, Scott, P, 1999-2003
 WILLIS, Carl, P, 1984-86
 WILLIS, Dontrelle, P, 2011
 WILLS, Ted, P, 1962
 WILSON, Dan, C, 1992-93
 WILSON, Jimmie, C, 1939-40
 WILSON, Justin, P, 2021-22
 WILSON, Nigel, OF, 1995
 WILSON, Paul, P, 2003-05
 WINCHESTER, Scott, P, 1997-01
 WINGO, Ivy, C, 1915-26, 1929
 WINKER, Jesse, OF, 2017-21
 WINNINGHAM, Herm, OF, 1988-91
 WISE, Dewayne, OF, 2006-07
 WISLER, Matt, P, 2018
 WISTERT, Whitey, P, 1934
 WOHLERS, Mark, P, 2000-01
 WOJCIECHOWSKI, Asher, P, 2017
 WOLF, Ray, INF, 1927
 WOLTER, Harry, OF, 1907
 WOMACK, Tony, IF, 2006
 WOOD, Alex, P, 2019
 WOOD, Blake, P, 2016-17
 WOOD, Bob, C/INF, 1898-1900
 WOOD, Harry, OF, 1993
 WOOD, Jake, OF, 1967
 WOOD, Travis, P, 2010-11
 WOODRUFF, Orville, INF, 1904, '10
 WOODWARD, Woody, INF, 1968-71
 WORKS, Ralph, P, 1912-13
 WORTHINGTON, Al, P, 1963-64
 WORTHINGTON, Craig, INF, 1995
 WRIGHT, Daniel, P, 2016
 WRONA, Rick, C, 1992
 WYROSTEK, Johnny, OF, 1948-52
 WYSONG, Biff, P, 1930-32

X (0)

Y (7)

YAN, Esteban, P, 2006
 YINGLING, Earl, P, 1914
 YOUNG, Babe, INF, 1947-48
 YOUNG, Del, OF, 1909
 YOUNG, Dmitri, INF/OF, 1998-2001
 YOUNG, Pep, INF, 1941
 YOUNGBLOOD, Joel, OF, 1976, '89

Z (9)

ZACHRY, Pat, P, 1976-77
 ZAHNISER, Paul, P, 1929
 ZANNI, Dom, P, 1963, '65-66
 ZEUCH, T.J., P, 2022
 ZIENTARA, Benny, INF, 1941, '46-48
 ZIMMER, Don, INF, 1962
 ZIMMERMAN, Jerry, C, 1961
 ZITZMANN, Billy, OF, 1919, '25-29
 ZUVERINK, George, P, 1954

MOST SEASONS, REDS

- 19 Dave Concepcion (SS), 1970-88
 Barry Larkin (SS), 1986-2004
 Pete Rose (INF/OF), 1963-78, '84-86
- 17 Johnny Bench (C), 1967-83
- 16 Joey Votto (1B), 2007-22
- 16 Tony Perez (INF), 1964-76, '84-86
- 15 Joe Nuxhall (P), 1944, '52-60, '62-66
- 13 Ron Oester (2B), 1978-90
 Wally Post (OF), 1949-57, '60-63
 Eppa Rixey (P), 1921-33
 Ivey Wingo (C), 1915-26, '29
- 12 Homer Bailey (P), 2007-18
 Dan Driessen (1B), 1973-84
 Ken Griffey Sr. (OF), 1973-81, '88-90
 Dolf Luque (P), 1918-29
 Edd Roush (OF), 1916-26, '31
 Mario Soto (P), 1977-88
- 11 R. Bressler (P/INF/OF), 1917-27
 Tom Browning (P), 1984-94
 George Foster (OF), 1971-81
 Ted Kluszewski (1B), 1947-57
 Jim Maloney (P), 1960-70
 Brandon Phillips (2B) 2006-16
 Vada Pinson (OF), 1958-68
 J. Vander Meer (P), 1937-43, '46-49
 Bucky Walters (P), 1938-48
- 10 Bobby Adams (INF), 1946-55
 Pedro Borbon (P), 1970-79
 Paul Derringer (P), 1933-42
 Pete Donohue (P), 1921-30
 Tom Hume (P), 1977-85, '87
 Ernie Lombardi (C), 1932-41
 Frank McCormick (1B), 1934, '37-45
 Roy McMillan (1B/SS), 1951-60
 Gary Nolan (P), 1967-73, '75-77
 Frank Robinson (OF), 1956-65

'92-93..... Roberts, Bip
'94-2000..... Taubensee, Ed
'01-03..... *Foi, Tim

'03..... *Benavides, Freddie
'04..... Romano, Jason
Retired in 2005
Sparky Anderson

11
'32..... Manion, Clyde
'33..... Douthit, Taylor
Stout, Allyn
'34..... Shiver, Ivey
'35..... Hafey, Chick
Herman, Babe
Petosky, Ted
'36..... McQuinn, George
'36-37..... Scarsella, Les
'39-43..... Frey, Lonny
'44-45..... Miller, Eddie
'46..... Frey, Lonny
'48..... Williams, Dewey
'49-50..... Bloodworth, Jimmy
'51-60..... McMillan, Roy
'61..... Baumer, Jim
Cook, Cliff
'62..... Alvarez, Rogelio
'63..... Bright, Harry
'64-67..... Johnson, Deron
'68..... McRae, Hal
'70-72..... McRae, Hal
'73..... Menke, Denis
'74..... Kennedy, Junior
'76-77..... Bailey, Bob
'78-83..... *Plaza, Ron
'84-85..... Bilardello, Dann
'86-87..... Stillwell, Kurt
1988-2004..... Larkin, Barry
Retired in 2012
Barry Larkin

12
'32-33..... Lucas, Red
'34..... Blakely, Link
Shevlin, Jimmy
'35..... Byrd, Sammy
*Wingo, Ivy
'37..... Barrett, Red
McCormick, Frank
'39-40..... Myers, Billy
'41..... Shokes, Eddie
Young, Pep
Zientara, Benny
'42..... Abreu, Joe
'44-45..... Wahl, Kermit
'46-55..... Adams, Bobby
'55..... Smith, Milt
'56..... Jablonski, Ray
'57-58..... Hoak, Don
'59..... Pendleton, Jim
'60..... Martin, Billy
'61-63..... Freese, Gene
'64..... Klaus, Bobby
'65-67..... Shamsky, Art
'68..... Jones, Mack
'69-75..... Chaney, Darrel
'79-80..... Spilman, Harry
'81..... Barranca, German
Spilman, Harry
'82..... Barranca, German
'83-88..... Esasky, Nick
'89..... Youngblood, Joel
'90..... Bates, Billy
Noce, Paul
'92..... Benavides, Freddie
'93-98..... Greene, Willie
'94..... Sanders, Deion
'98..... Jackson, Damian
'99..... Stynes, Chris
2000..... Cromer, D. T.
'00-01..... Castro, Juan

'02..... Walker, Todd
'03..... Lopez, Felipe
'05-07..... #Miley, Dave
'05-07..... Encarnacion, Edwin
'08-12..... #Dusty Baker
'17..... Vincaj, Zach
'18..... Herrera, Rosell
Tucker, Preston
'19-20..... Casali, Curt
'21-22..... Naquin, Tyler
'22..... Steer, Spencer

13
'46..... Miller, Eddie
'52-53..... Pellagrini, Eddie
'66-67..... Shore, Ray
'70-88..... Concepcion, Dave
8/25/07..... Gonzalez, Alex
Retired in 2007
Dave Concepcion

14
32-33..... Johnson, Si
'34..... Derringer, Paul
'35..... Comorosky, Adam
'36..... Chapman, Calvin
'37..... Hafey, Chick
'39..... Jacobs, Art
Johnson, Hank
Richardson, Nolan
Riddle, Elmer
'44..... Aleno, Chuck
'46..... Corbitt, Claude
'47..... Miller, Eddie
'48-49..... Corbitt, Claude
'49-51..... Meeks, Sammy
'53-57..... Bridges, Rocky
'57..... Flood, Curt
'59-61..... Jones, Willie
'62..... Harper, Tommy
Zimmer, Don
'63-78, '84-89..... Rose, Pete
'97..... Rose Jr., Pete
Retired in 2016
Pete Rose

15
'32-33..... Kolp, Ray
'34..... Johnson, Si
'35..... Pool, Harlin
'36..... Handley, Lee
'37..... Campbell, Gilly
Craft, Harry
Weintraub, Phil
'39-40..... Riggs, Lew
'41-42..... Mattick, Bobby
'43..... Miller, Eddie
'45..... Flager, Wally
Lukon, Eddie
'46-53..... Hatton, Grady
'54..... Bolger, Jim
Hatton, Grady
Lipon, Johnny
'55..... Jablonski, Ray
'56-58..... Crowe, George
'59..... Thomas, Frank
'61..... Gemert, Dick
'62..... Cook, Cliff
'64-69..... Ruiz, Chico
'70-71..... Duffy, Frank
'71-81..... Foster, George
'83..... Barnes, Skeeter
'83-85..... Krenchicki, Wayne
'86-87..... Larkin, Barry
'88..... Treadway, Jeff
'89..... Barnes, Skeeter
Richardson, Jeff
'90-92..... Braggs, Glenn
'93-95..... #Johnson, Davey
'96-97..... Kelly, Mike
'98..... #McKeon, Jack
'99-2000..... Neagle, Denny

'01..... Sadler, Donnie
'02-03..... Mateo, Ruben
'04..... Lidle, Cory
Bragg, Darren
'05..... Lopez, Luis
'06..... Womack, Tony
Wise, Dewayne
'07..... Wise, Dewayne
Cantu, Jorge
'08-09..... Hairston, Jerry Jr.
'09-10..... Sutton, Drew
'10..... Edmonds, Jim
'11..... Lewis, Fred
'12..... Valdez, Wilson
'13..... Robinson, Derrick
'14..... Bernadina, Roger
Elmore, Jake
'15..... Dominguez, Chris
'16..... Pacheco, Jordan
'18..... Herrera, Dilson
'19-22..... Senzel, Nick

16
'32-33..... Frey, Benny
'34..... Benton, Larry
'36-37..... Walker, Hub
'39..... Scarsella, Les
'41-42..... Aleno, Chuck
'42..... Phillips, Damon
'43-45..... Mesner, Steve
'46-48..... Zientara, Benny
'50-51..... Ryan, Connie
'52-59..... Temple, Johnny
'60..... Chacon, Elio
'61-68..... Cardenas, Leo
'69-71..... Stewart, Jimmy
'72..... Menke, Denis
'73-74..... Gagliano, Phil
'75..... Vukovich, John
'78-90..... Oester, Ron
'92-98..... Sanders, Reggie
'99-2001..... *Oester, Ron
'02-04..... Larson, Brandon
'05..... Randa, Joe
'06..... Ross, Cody
Hollandsworth, Todd
'07..... Ellison, Jason
'09..... McDonald, Darnell
'11..... Renteria, Edgar
'14-21..... Barnhart, Tucker
'22..... Moran, Colin

17
'32..... Carroll, Owsie
'34..... Vance, Dazzy
'35..... Lombardi, Ernie
'36..... Thevenow, Tommy
'37..... Brown, Jumbo
Cascarella, Joe
Dwyer, Double Joe
'39-42..... Joost, Eddie
'43-45..... Williams, Woody
'46..... Shokes, Eddie
'47..... Kress, Charlie
'47-48..... Young, Babe
'49..... Dobernic, Jess
Kress, Charlie
'50..... Adcock, Joe
'57-59..... Henrich, Bobby
'60..... Cardenas, Leo
'60-61..... Chacon, Elio
'62..... Rojas, Cookie
'63-67..... Harper, Tommy
'68-69..... Whitfield, Fred
'70..... Cline, Ty
Ward, Jay
'71..... Cline, Ty
'72..... Javier, Julian
'73..... Crosby, Ed
'74-75..... Crowley, Terry
'78..... Grace, Mike
'80-81..... Nolan, Joe

'82..... Lawless, Tom
'83..... Paris, Kelly
'84..... Lawless, Tom
'85-86..... Rowden, Wade
'88-93..... Sabo, Chris
'95..... Lewis, Mark
'96..... Sabo, Chris
'97-2003..... Boone, Aaron
'04-08..... Valentin, Javier
'09-10..... Nix, Laynce
'11..... Sappelt, Dave
'12..... Negron, Kristopher
'13..... Choo, Shin-Soo
'14-15..... Negron, Kristopher
'18..... Cruz, Tony
Federovich, Tim
'19-20..... VanMeter, Josh
'20..... Goodwin, Brian
'21-22..... Farmer, Kyle

18
'32-33..... Rixey, Eppa
'34..... Stout, Allyn
'35..... Champan, Calvin
Erickson, Hank
'37..... Davis, Peaches
'39-41..... Werber, Bill
'42-43..... Haas, Bert
'44..... Beeler, Jodie
Fausett, Buck
'45..... Harris, Earl
Medeiros, Ray
'46-47..... Haas, Bert
'48..... Kluszewski, Ted
Rickert, Merv
'49-57..... Kluszewski, Ted
'58..... Bilko, Steve
Droppo, Walt
'59..... Cook, Cliff
Droppo, Walt
'60-67..... Coleman, Gordy
'69..... De La Hoz, Mike
'70-78..... *Kluszewski, Ted
'93..... Costo, Tim
'95..... Santiago, Benito
'96-97..... Owens, Eric

Retired in 1998
Ted Kluszewski

19
'32-33..... Benton, Larry
'34..... Brennan, Don
Wister, Whitey
'35..... Campbell, Gilly
'36-37..... Hollingsworth, Al
'39..... Galatzer, Milt
'40..... Guise, Witt
'43..... Brewster, Charlie
'45..... Wehmeier, Herm
'46..... Usher, Bob
'47..... Wahl, Kermit
'48..... Schultz, Howie
Wahl, Kermit
'54..... Murphy, Dick
Ryan, Connie
'57..... Kennedy, Bill
Dumbaugh, Bobby
'58..... Fondy, Dee
'59..... Lockman, Whitey
'60..... Cook, Cliff
*Lockman, Whitey
'61-63..... Blasingame, Don
'63..... Neal, Charlie
'65-71..... Helms, Tommy
'76..... Youngblood, Joel
'78-79..... Henderson, Ken
'80..... Werner, Don
'81..... Fiala, Neil
'82..... Krenchicki, Wayne
'83-89..... #Helms, Tommy
'90-92..... Doran, Bill
'93..... Milligan, Randy

'94-95..... Walton, Jerome
'96..... Anthony, Eric
'97-2000..... *Merike, Denis
'01..... *Doran, Billy
'02-03..... Taylor, Reggie
'04-05..... Machado, Anderson
'05-06..... Denorfia, Chris
'07..... Conine, Jeff
'07-22..... Votto, Joey

20
'32..... Ogden, Jack
'34..... Johnson, Saylor
Kleinbans, Ted
'35..... Herrmann, LeRoy
'36-37..... Schott, Gene
'40-42..... McCormick, Mike
'43..... Clay, Dain
McCormick, Mike
'44-46..... Clay, Dain
'47-48..... Kluszewski, Ted
'49-51..... Merriam, Lloyd
'53..... Lerchen, George
Marquis, Bob
'54..... Merriam, Lloyd
'56-65..... Robinson, Frank
'66-67..... Simpson, Dick
'69..... Savage, Ted
'71..... Smith, Willie
'72-80..... Geronimo, Cesar
'81-86..... Milner, Eddie
'88-90..... Jackson, Danny
'91..... Jones, Chris
'92-97..... Branson, Jeff
'97..... Stynes, Chris

Retired in 1998
Frank Robinson

21
'32..... Hilcher, Whitey
'33..... Derringer, Paul
'34..... Kolp, Ray
'35..... Johnson, Si
'36..... Stine, Lee
'36-37..... Hallahan, Bill
'40..... Amovich, Morrie
Rizzo, Johnny
'41-42..... Gleeson, Jim
'42-44..... Marshall, Max
'44..... White, Jo-Jo
'45..... Sipek, Dick
'46..... Goldstein, Lonnie
Moss, Howie
'47-49..... Baumholtz, Frankie
'49-50..... Lowery, Peanuts
'51..... Adcock, Joe
'54..... Escalera, Nino
'60..... Alvarez, Rogelio
'61-62..... Gaines, Joe
'63..... Walters, Ken
'69..... Mashore, Clyde
'72-75..... Hall, Tom
'76-78..... Lum, Mike
'79..... DeFreites, Art
Santo Domingo, Rafael
'81-83..... Householder, Paul
'84..... Barnes, Skeeter
'85-92..... O'Neill, Paul
'93..... Daugherty, Jack
'94..... Fernandez, Tony
'95..... Sanders, Deion
'95-96..... Portugal, Mark
'97..... Sanders, Deion
'98-2005..... Casey, Sean
'06-07..... Hatteberg, Scott
'08..... Hatteberg, Scott
Dickerson, Chris
'09-10..... Dickerson, Chris
'11-15..... Frazier, Todd
'16-21..... Lorenzen, Michael
'22..... Greene, Hunter

22
 '32..... Asbjornson, Asby
 '34..... McCurdy, Harry
 Shaute, Joe
 '35-36..... Frey, Benny
 '37..... Joost, Eddie
 Kleinhaus, Ted
 '39-40..... Berger, Wally
 '40..... Dejan, Mike
 '40-41..... Ripple, Jimmy
 '43..... Goldstein, Lonnie
 Kelleher, Frankie
 '44..... Criscola, Tony
 '45-46..... Libke, Al
 '48-51..... Wprostek, Johnny
 '52..... Marshall, Willard
 Wprostek, Johnny
 '53..... Marshall, Willard
 '55-59..... Thurman, Bob
 '59..... Gilbert, Buddy
 '60..... Gaines, Joe
 Gonzalez, Tony
 '64-69..... Queen, Mel
 '70-71..... Bravo, Angel
 '71..... Ferrara, Al
 '72..... Uhlender, Ted
 '73-84..... Driessen, Dan
 '86-87..... Butera, Sal
 '87-89..... Collins, Dave
 '90-92..... Hatcher, Billy
 '93..... Espy, Cecil
 '93-96..... Howard, Thomas
 '97..... Sierra, Ruben
 '97-98..... Nunnally, Jon
 1999-2000..... *Collins, Dave
 '00-02..... Clark, Brady
 '03-04..... Miller, Corky
 '05-07..... Milton, Eric
 '08-18..... *Hatcher, Billy
 '19..... Dietrich, Derek
 '20-21..... Miley, Wade
 '22..... Drury, Brandon

23
 '32-33..... High, Andy
 '34..... Freitas, Tony
 Robello, Tommy
 '35..... Freitas, Tony
 '37..... Kleinhaus, Ted
 Mele, Dutch
 Moore, Whitey
 '39-42..... Craft, Harry
 '42-45..... Tipton, Eric
 '46..... Goldstein, Lonnie
 McCormick, Mike
 '47-48..... Galan, Augie
 '50..... Bolger, Jim
 Northey, Ron
 '52..... Greengrass, Jim
 Sisler, Dick
 Westlake, Wally
 '53-55..... Greengrass, Jim
 '55-56..... Palsy, Stan
 '58..... Coles, Chuck
 '59..... Ennis, Del
 Jones, Willie
 '61-62..... *Douglas, Otis
 '65-71..... May, Lee
 '73-74..... Kosco, Andy
 '75-77..... Flynn, Doug
 '77-80..... Auerbach, Rick
 '81-82..... Vail, Mike
 '83..... Jones, Jeff
 '84-86..... Van Gorder, Dave
 '87..... McClendon, Lloyd
 '88-89..... May, Lee
 '90-97..... Morris, Hal
 '98..... Stynes, Chris
 '99..... Vaughn, Greg
 2000..... Bartee, Kimera
 Morris, Hal
 '01-06..... LaRue, Jason

'07..... Moeller, Chad
 Jorgensen, Ryan
 '08..... Patterson, Corey
 '09..... Rosales, Adam
 '10-11..... Alonso, Yonder
 '12..... Phipps, Denis
 '13-14..... Lutz, Donald
 '15-18..... Duvall, Adam
 '19-20..... Reed, Cody
 '20..... Bradley, Archie
 '21-22..... Hoffman, Jeff

24
 '32..... Morrissey, Jo-Jo
 '33..... Manion, Clyde
 '34..... Grissom, Lee
 Lindsey, Jim
 '35..... MacFayden, Danny
 Hallahan, Bill
 Scarsella, Les
 '36..... Johnson, Si
 '37..... Davis, Spud
 '39-42..... Goodman, Ival
 '44..... Ramos, Chucho
 '46..... West, Max
 '47..... Tatum, Tommy
 '47, '50-51..... Usher, Bob
 '52-55..... Borkowski, Bob
 '55..... Mele, Sam
 '56..... Balcana, Bobby
 '57-63..... Lynch, Jerry
 '63..... Skinner, Bob
 '64..... Skinner, Bob
 Perez, Tony
 '65-76..... Perez, Tony
 '82..... Van Gorder, Dave
 '84-92..... Perez, Tony
 '93..... #Perez, Tony

Retired in 2000
 Tony Perez

25
 '34..... Manion, Clyde
 '35-37..... Derringer, Paul
 '39-40..... Gamble, Lee
 '41-42..... Koy, Ernie
 '47-48..... Vollmer, Clyde
 '50..... Rackley, Marvin
 '51..... Post, Wally
 '51-52..... Edwards, Hank
 '52..... Jordan, Niles
 '53-61..... Bell, Gus
 '62-65..... Keough, Marty
 '67..... Robinson, Floyd
 '68..... Schaffer, Jimmie
 '69-72..... Carbo, Bernie
 '72-73..... Hague, Joe
 '74..... Knight, Ray
 '77-81..... Knight, Ray
 '83-84..... Puleo, Charlie
 '85..... Bell, Buddy
 Venable, Max
 '86-88..... Bell, Buddy
 '88..... Griffey, Ken Sr.
 '89-91..... Benzinger, Todd
 '91..... Martinez, Carmelo
 '92..... Bankhead, Scott
 '93..... Cadaret, Greg
 '94-96..... *Knight, Ray
 '96-97..... #Knight, Ray
 '98-2001..... Young, Dmitri
 '02-03..... *Knight, Ray
 '04..... Vander Wal, John
 '05-09..... Weathers, David
 '11..... Francisco, Juan
 '12..... Costanzo, Mike
 Gregorius, Didi
 '14..... Schumaker, Skip
 '15..... Badenhop, Burke
 '17-18..... Reed, Cody
 '19-22..... #Bell, David

26
 '34..... #Dressen, Chuck
 '35..... Hollingsworth, Al
 '36..... Freitas, Tony
 '36-37..... Mooty, Jake
 '37..... Moser, Arnie
 '39..... Bordagaray, Frenchy
 '41..... Lukon, Eddie
 '44..... Kosman, Mike
 '51..... McCosky, Barney
 Tappe, Ted
 '52..... Adcock, Joe
 '55..... Hazle, Bob
 Brovina, Joe
 '56..... Dyck, Jim
 '58..... Fridley, Jim
 '65..... James, Charlie
 '68..... Kelso, Bill
 '73..... Scheinblum, Richie
 '74-75..... Rettenmund, Merv
 '76-81..... Kennedy, Junior
 '82-85..... Walker, Duane
 '87-88..... Garcia, Leo
 '89..... Snider, Van
 '90-91..... Lee, Terry
 '92..... Coles, Darnell
 '93..... Gregg, Tommy
 '94..... Pegues, Steve
 '95-96..... Ruffin, Johnny
 '98..... Cooke, Steve
 '99..... Hudek, John
 LaRue, Jason
 2000..... Sexton, Chris
 Dawkins, Gookie
 '01..... Jennings, Robin
 '02-05..... Pena, Wilo Mo
 '06-07..... Ross, David
 '08..... Ross, David
 Castillo, Wilkin
 '09..... Castillo, Wilkin
 '11..... Hermida, Jeremy
 '12-13..... Paul, Xavier
 '14..... Francis, Jeff
 '15-20..... Iglesias, Raisal
 '21..... Heineman, Scott
 DeShields Jr., Delino
 '22..... Papierski, Michael

27
 '33..... Smith, Bob
 Robello, Tommy
 '34..... Lombardi, Ernie
 '35..... Schott, Gene
 '36..... Moore, Dee
 Nelson, Emmett
 '37..... Jorgensen, Pinky
 Vander Meer, Johnny
 '39..... Bongiovanni, Nino
 '41..... Waner, Lloyd
 '42-45..... Walker, Gee
 '46-47..... Lukon, Eddie
 '48..... Wprostek, Johnny
 '53..... Joe Szekely
 '55..... Gorbous, Glen
 '55-56..... Silvera, Al
 '56..... Flood, Curt
 '57..... Schult, Art
 Taylor, Joe
 '59..... Powers, Johnny
 '60..... Anderson, Harry
 Walls, Lee
 '61..... Anderson, Harry
 '61-62..... *Whisenant, Pete
 '66-67..... Baldschun, Jack
 '73..... Locklear, Gene
 '88-97..... Rijo, Jose
 2001-02..... Rijo, Jose
 '05..... Bergolla, William
 '07-08..... Keppinger, Jeff
 '09..... Sutton, Drew
 Rolen, Scott

'10-12..... Rolen, Scott
 '15..... Boesch, Brennan
 '16..... Ohlendorf, Ross
 '17-18..... Ervin, Phillip
 '19..... Kemp, Matt
 '19-20..... Bauer, Trevor
 '21..... Freeman, Mike
 '22..... Fraley, Jake

28
 '34..... Frey, Benny
 '35..... Brennan, Don
 '36..... Brennan, Don
 Joost, Eddie
 '37..... Brennan, Don
 '37..... Gehrman, Paul
 '39-40..... DiMaggio, Vince
 '41..... Sauer, Hank
 '42..... Kelleher, Frankie
 Sauer, Hank
 '43..... Aleno, Chuck
 '44..... Eisenhardt, Jake
 '45..... Sauer, Hank
 '46..... Lawing, Garland
 Vollmer, Clyde
 '48..... Litwhiler, Danny
 Rickert, Marv
 '49-50..... Litwhiler, Danny
 '52..... Abrams, Cal
 '52-57..... Post, Wally
 '58..... Miksis, Eddie
 '58-68..... Pinson, Vada
 '69-73..... Tolan, Bobby
 '74..... Freed, Roger
 '77-78..... Summers, Champ
 '79..... Mejias, Sam
 Summers, Champ
 '80-81..... Mejias, Sam
 '82-85..... Cedeno, Cesar
 '86-89..... Daniels, Kal
 '89..... Madison, Scotti
 '90-91..... Myers, Randy
 '92-93..... Ruskin, Scott
 '94-98..... Harris, Lenny
 '98..... Konerko, Paul
 '99-2000..... Lewis, Mark
 '00..... Bell, Mike
 '01..... Rivera, Ruben
 '02-06..... Kearns, Austin
 '06-07..... Lohse, Kyle
 '08-09..... Encarnacion, Edwin
 '09..... Balentien, Wladimir
 '10-14..... Heisey, Chad
 '15-20..... DeSclafani, Anthony
 '21..... Lopez, Al
 '22..... Pham, Tommy
 Romine, Austin

29
 '33..... Quinn, Jack
 '34..... #Shotton, Burt
 '35..... Nelson, Emmett
 Sullivan, Billy
 '36..... *Sheehan, Tom
 '37..... Jorgensen, Pinky
 *Sheehan, Tom
 '42..... Secory, Frank
 Vollmer, Clyde
 '43..... Niemes, Jack
 '44..... Shoun, Clyde
 '48-49..... Sauer, Hank
 '49..... Walker, Harry
 Post, Wally
 '57-59..... Whisenant, Pete
 '60..... Post, Wally
 Whisenant, Pete
 '61-63..... Post, Wally
 '68-69..... Johnson, Alex
 '71..... Bradford, Buddy
 '73..... Stahl, Larry
 '75..... Spencer, Tom
 '78-81..... Collins, Dave

'82-84..... Trevino, Alex
 '86-88..... Jones, Tracy
 '88-91..... Wunningham, Herm
 '92..... Swindell, Greg
 '94-98..... Boone, Bret
 '99..... Johnson, Brian
 2000-01..... Bell, Rob
 '01-02..... Acevedo, Jose
 '02..... Gonzalez, Raul
 '03-04..... Acevedo, Jose
 '05..... Kelly, Kenny
 Perez, Miguel
 '07..... Stanton, Mike
 '08-13..... Hanigan, Ryan
 '14-15..... Pena, Braylan
 '16-18..... Finnegan, Brandon
 '19-20..... Colón, Christian
 '21-22..... Friedl, TJ

30
 '32..... *Doolan, Mickey
 '34..... Kampouris, Alex
 *Picinich, Val
 '35..... Hilcher, Whitey
 '36-37..... Kelly, George
 '37..... McCormick, Frank
 '39-42..... Derringer, Paul
 '49-51..... Peterson, Kent
 '51..... Bolger, Jim
 '55-58..... Freeman, Hersh
 '58..... Newcombe, Don
 '61-66..... Jay, Joey
 '68..... Ritchie, Jay
 '69-72..... Merritt, Jim
 '73-81..... Griffey, Ken Sr.
 '82..... Hurdle, Clint
 '83..... Williams, Dallas
 '87..... Hoffman, Guy
 '88..... McClendon, Lloyd
 '89-90..... Griffey, Ken Sr.
 '92..... Martinez, Dave
 '93-94..... Kelly, Roberto
 '94-95..... Hunter, Brian R.
 '96..... Coleman, Vince
 Perez, Eduardo
 '97-2000..... *Griffey Sr., Ken
 '00-05..... Griffey Jr., Ken
 '06..... McCracken, Quinton
 Hopper, Norris
 '07-08..... Hopper, Norris
 '09..... Tatum, Craig
 '10-11..... Wood, Travis
 '12..... Navarro, Dioner
 '13..... Duke, Zach
 '14-15..... Bourgeois, Jason
 '16..... Waldrop, Kyle
 '17..... Alcantara, Arismendy
 '17-22..... Mahle, Tyler

31
 '32..... #Howley, Dan
 '33..... #Bluge, Otto
 '34..... Marshall, Bill
 '35..... *Sheehan, Tom
 '36..... Hilcher, Whitey
 '37..... English, Charlie
 Vander Meer, Johnny
 '39-48..... Walters, Bucky
 '49-53..... Wehmeier, Herm
 '54..... Drews, Karl
 Ross, Cliff & Wehmeier, Herm
 '55..... Gross, Don
 Lane, Jerry
 '56-57..... Gross, Don
 '58..... Hayden, Gene
 O'Toole, Jim
 Rabe, Charlie
 '59-66..... O'Toole, Jim
 '68..... McGinn, Dan
 '69..... #Haddix, Harvey
 '70-73..... McGoethlin, Jim
 '74-75..... Kirby, Clay

'77-81..... Moskau, Paul
'84-89..... Franco, John
'92-93..... Belcher, Tim
'94-96..... McElroy, Chuck
'96..... Morgan, Mike
Smith, Lee
'97..... #McKeon, Jack
Timmons, Ozzie
'98..... Sullivan, Scott
'99-2000..... #McKeon, Jack
'01-03..... Stinnett, Kelly
'04..... Bong, J.K.
'05-08..... Belisle, Matt
'09-11..... Gomes, Jonny
'12-14..... Simon, Alfredo
'15..... Marquis, Jason
Finnegan, Brandon
'16..... Simon, Alfredo
'17..... Storen, Drew
'18..... Gallardo, Yovani
'19..... *Ward, Turner
'20..... Jankowski, Travis
'22..... Minor, Mike

32

'36..... Davis, Peaches
'36-37..... Grissom, Lee
'39..... Grissom, Lee
'41..... Pearson, Monte
'46-47..... Lambert, Clay
'48..... Cress, Walker
Hughes, Tommy
'49..... Cress, Walker
'50-54..... Smith, Frank
'55..... Pearce, Jim
'56..... Smith, Frank
'57..... Sanchez, Raul
'58..... Haddix, Harvey
'59..... Cuellar, Mike
'59-61..... Osteen, Claude
'62, '64-67..... Ellis, Sammy
'68..... Pappas, Milt
'73-79..... Norman, Fred
'82..... Shirley, Bob
'83..... Gale, Rich
'84..... Owchinko, Bob
'85-94..... Browning, Tom
'95-97..... Jarvis, Kevin
'97-2005..... Graves, Danny
'05..... *Moses, John
'06-07..... *Hatcher, Billy
'08-16..... Bruce, Jay
'17..... Turner, Stuart
'18..... Harvey, Matt
'19..... Duke, Zach & Alan, R.J.
'20..... Alan, R.J.
'21-22..... Schrock, Max
'22..... Farrell, Luke

33

'35..... *Kelly, George
'37..... Miller, Eddie
'39-43..... Vander Meer, Johnny
'44-45..... Carter, Arnold
'46-49..... Vander Meer, Johnny
'50..... Hetki, Johnny
'51..... Blackburn, Jim
'53..... Church, Bubba
Kelly, Bob
'54..... Drews, Karl
'55..... Ridzik, Steve
'58..... Hatfield, Fred
'63..... Worthington, Al
'64..... Duren, Ryne
Worthington, Al
'65-66..... Zanni, Dom
'67-68..... Abernathy, Ted
'69..... Pascual, Camilo
'70..... Behney, Mel
'73-77..... Armbrister, Ed
'79..... Blair, Paul
'81-82..... Blittner, Larry

'84-90..... Robinson, Ron
'90-91..... Minutelli, Gino
'93-94..... Dorsett, Brian
'96..... Gibraltar, Steve
'98..... Hudek, John
Kroon, Mark
'99..... Avery, Steve
'00-2001..... *Griffey, Ken Sr.
'02-03..... Branyan, Russell
'04..... Matthews, Mike
'05-06..... Aurilia, Rich
'07..... Hamilton, Josh
'08..... Fogg, Josh
'09-10..... Owings, Micah
'11-12..... Arredondo, Jose
'14..... Rodriguez, Yorman
'16..... Ibarra, Hernan
'17-21..... Winker, Jesse
'22..... Garcia, Aramis

34

'33..... *Ens, Jewel
'37..... Jordan, Buck
'39..... Weaver, Jim
West, Dick
'40-42..... Turner, Jim
'43-46..... Heusser, Ed
'47-51..... Erautt, Eddie
'53..... Collum, Jackie
Erautt, Eddie
'54-55..... Collum, Jackie
'56..... Meyer, Russ
'57..... Osteen, Claude
Rabe, Charlie
'58..... Kellner, Alex
'60..... Wieand, Ted
'60-61..... Bridges, Marshall
'61..... Jones, Sherman
'62..... Drabowsky, Moe
'64..... Nichols, Chet
'66-67..... Pappas, Milt
'69..... Pena, Jose
Ramos, Pedro
'70..... Belinsky, Bo
'70-79..... Borbon, Pedro
'80..... Burnside, Sheldon
'82..... Kern, Jim
'82-84..... Scherrer, Bill
'84-85..... Knicely, Alan
'85..... Smith, Mike
'86-87..... Gullickson, Bill
'88-92..... Reed, Jeff
'93-94..... Service, Scott
'95..... Smith, Pete
'95-97..... Burba, Dave
'98..... Frank, Mike
'99-2001..... Tucker, Michael
'01..... Pickering, Calvin
'02..... Encarnacion, Juan
'02-03..... Dempster, Ryan
'04-06..... Claussen, Brandon
'07-18..... Bailey, Homer
'19..... O'Grady, Brian
'20-21..... Payton, Mark
'21-22..... Wilson, Justin

35

'33..... #Bush, Donie
'36..... Moore, Whitey
'37..... Campbell, Gilly
'38..... Lombardi, Ernie
'39-42..... Moore, Whitey
'42-43..... Shoun, Clyde
'44..... Katz, Bob
Konstanty, Jim
'45..... Bosser, Mel
Modak, Mike
'46..... Andrews, Nate
'47..... Perkowski, Harry
Schultz, Mike
'49-54..... Perkowski, Harry
'55-58..... Klippstein, Johnny

'58..... Hayden, Gene
Wieand, Ted
'59..... Mabe, Bob
'60..... Sanchez, Raul
'65-69..... Arigo, Jerry
'70-76..... Gullett, Don
'77..... Fryman, Woodie
'79-85..... Pastore, Frank
'87-88..... Pacillo, Pat
'88..... St. Claire, Randy
'89..... Griffin, Mike
'90-91..... *Williams, Stan
'92..... Berroa, Geronimo
'93-2005..... *Gullett, Don
'05-06..... Standridge, Jason
'07..... Saarloos, Kirk
'08-12..... *Speier, Chris
'14..... *Smith, Steve
'15-18..... #Riggleman, Jim
'19..... Roark, Tanner
'21..... Osich, Josh
'22..... Lopez, Alejo

36

'37..... Moore, Whitey
Moore, Dee
'38..... Davis, Spud
'39..... Hafey, Bud
Livengood, Wes
Niggeling, Johnny
'41..... Beggs, Joe
'44..... Shoun, Clyde
'45..... Bush, Guy
Kennedy, Vern
'46..... Shound, Clyde
'47..... Raffensberger, Ken
Shound, Clyde
'48-53..... Raffensberger, Ken
'54..... Lane, Jerry
Picone, Mario
Raffensberger, Ken

37

'55..... Minarcin, Rudy
'56..... Oldham, John
'57..... Hacker, Warren
Hook, Jay
Amor, Vincente
'58-60..... Newcombe, Don
'63-65..... *Shore, Ray
'66-67..... Davidson, Ted
'68..... Carroll, Clay
Davidson, Ted
'69-75..... Carroll, Clay
'76..... Hinton, Rich
'77-88..... Soto, Mario
'89-90..... Rooms, Rolando
'91..... Carman, Don
'95..... Wells, David
'96..... Service, Scott
'97..... Morgan, Mike
'98-2000..... White, Gabe
'00..... Aybar, Manny
'00-01..... Cromer, D.T.
'02-04..... White, Gabe
'05..... Ortiz, Ramon
'06..... Cormier, Rheal
'07..... Gosling, Mike
'08-11..... Volquez, Edinson
'12-13..... Rodriguez, Henry
'14-15..... Holmberg, David
'15..... Gregg, Kevin
'16-17..... Wood, Blake
'17-18..... Mella, Keury
'19-22..... *Johnson, Derek

37

'37..... Mele, Dutch
'38..... McCormick, Frank
'39..... Barrett, Red
Davis, Peaches
'39-40..... Shoffner, Milt
'41-43..... Starr, Ray
'44..... Gumbert, Harry

'45-46..... Fox, Howie
'47..... Lively, Bud
'48..... Filipowicz, Steve
'48-49..... Lively, Bud
'53..... King, Clyde
'55..... Hooper, Bob
'56..... Shult, Art
'58-64..... Purkey, Bob
'65..... Craig, Roger
'67-68..... Tsitouris, John
'69-71..... Granger, Wayne
'74-76..... McEnaney, Will
'77-78..... Murray, Dale
'79-80..... Tomlin, Dave
'81..... Combe, Geoff
'82-83..... Harris, Greg
'84..... McGaffigan, Andy
Smith, Mike
'85..... McGaffigan, Andy
'86..... Smith, Mike
'87..... Scherrer, Bill
'88-92..... Charlton, Norm
'93..... *Rothschild, Larry
'95-96..... Hernandez, Xavier
'96..... Lilliquist, Derek
'97-99..... Belinda, Stan
2000..... Charlton, Norm
'00-01..... Winchester, Scott
Miller, Corky
'02..... Miller, Corky
'03..... Smitherman, Stephen
'05-06..... Shackelford, Brian
'07..... Cormier, Rheal
Livingston, Bobby
'09..... Roenicke, Josh
'09-10, '13..... Miller, Corky
'16..... Cabrera, Ramon
'17..... Feldman, Scott
'18-19..... Hernandez, David
'20-22..... Stephenson, Tyler

38

'38..... Kampouris, Alex
'39..... Naktens, Pete
Simmons, Al
West, Dick
'41..... Hutchings, Johnny
'43-44..... Malloy, Bob
'45..... Orphal, John
Riddle, Elmer
'46..... Dasso, Frank
Malloy, Bob
'47-48..... Peterson, Kent
'50..... Avrea, Jim
'50-52..... Byrly, Bud
'52-55..... Podbielan, Bud
'56..... LaPalme, Paul
'61..... Nunn, Howie
'62..... Hillman, Dave
'62-66..... Tsitouris, John
'66..... Fischer, Hank
'67-77..... Nolan, Gary
'77..... Torres, Angel
'80-84..... Berenly, Bruce
'84-85..... Tibbs, Jay
'86..... Terry, Scott
'87..... Perry, Pat
'88..... Brown, Keith
Perry, Pat
'90-91..... Brown, Keith
'92..... Afenir, Troy
'95..... Remlinger, Mike
'97..... Mercker, Kent
'98-2001..... Harnisch, Pete
'02..... Moehler, Brian
'03-05..... Wagner, Ryan
'06-08..... Majewski, Gary
'09..... Wells, Kip
'10-18..... #Price, Bryan
'18..... Cassi, Curt
'20-21..... Barrero (Garcia), Jose
'22..... Dunn, Justin

39

'35..... Gamble, Lee
'38..... Myers, Billy
'39-42..... Thompson, Junior
'43..... Stone, Rocky
'44..... Ferguson, Bob
Katz, Bob
Peterson, Kent
'45..... Bowman, Joe
'49..... Dobernick, Jess
Howell, Dixie
'52-60..... Nuxhall, Joe
'62..... Miller, Bob
Wills, Ted
'65..... Locke, Bobby
'67..... Osteen, Darrell
'68-69..... Culver, George
'70..... Washburn, Ray
'71-72..... Gibbon, Joe
'84-87..... Parker, Dave
'88..... Roenicke, Ron
'91-93..... Hill, Milt
'94..... Hanson, Erik
'95..... Worthington, Craig
'96..... Belk, Tim
Coleman, Vince
Martinez, Pedro A.
'97-98..... Perez, Eduardo
2000..... Cromer, D.T.
Mercado, Hector
'01..... Atchley, Justin
'02..... Gonzalez, Raul
'01..... Silva, Jose
'03..... Manzanillo, Josias
'03-10..... Harang, Aaron
'11-18..... Mesoraco, Devin
'18-22..... Sims, Lucas

40

'38..... Riggs, Lew
'40..... Hutchings, Johnny
'41..... Logan, Bob
'46-48..... Hetki, Johnny
'49..... Fanovich, Frank
'50-51..... Ramsdell, Willie
'52..... Church, Bubba
'52..... Jordan, Niles
'56-59..... Acker, Tom
'60..... McLish, Cal
'61..... Johnson, Ken
'62..... Sisler, Dave
'67..... Boehmer, Len
'68-71..... Cloninger, Tony
'76..... Zachry, Pat
'77..... Hoerner, Joe
Zachry, Pat
'78-80..... Bair, Doug
'81..... Edelen, Joe
Bair, Doug
'82..... Edelen, Joe
'84-85..... *Williams, Stan
'86..... Denny, John
'87..... Montgomery, Jeff
'88-91..... Armstrong, Jack
'92..... Green, Gary
'93-95..... Pugh, Tim
'96..... Carrara, Giovanni
Pugh, Tim
'97..... Bones, Ricky
'97-99..... Tomko, Brett
2002..... Dempster, Ryan
'03-05..... Wilson, Paul
'07..... Coutlangus, Jon
'08-11..... Masset, Nick
'13..... Reynolds, Greg
'14-15..... Axelrod, Dylan
'15-16..... Holt, Tyler
'17-18..... Brice, Austin
'19..... Wood, Alex
'22..... Lodolo, Nick

41
 '38..... Goodman, Ival
 '40-44..... Riddle, Elmer
 '45..... Beck, Boom Boom
 '46-49..... Gumbert, Harry
 '52..... Hiller, Frank
 '58..... Kellner, Alex
 '59..... Bailey, Jim
 '61..... Hunt, Ken
 '62-66..... Nuxhall, Joe
 '77-82..... Seaver, Tom
 '87..... Hume, Tom
 #Russ, Jerry
 '90-92..... #Piniella, Lou
 '93..... Reardon, Jeff
 '95..... Pennington, Brad
 '96-98..... Shaw, Jeff
 '99-2000..... Villone, Ron
 '01-03..... Reitsma, Chris
 '04..... Sanchez, Jesus
 '05-07..... #Jerry Narron
 '07..... #Kelly, Pat
 3/31/08..... Harang, Aaron
 '08..... Affeldt, Jeremy
 '09-12..... #Berry, Mark
 '14..... Dennick, Ryan
 '15..... Matthews, Ryan
 '16..... Somsen, Layne
 #Wright, Daniel
 '17..... Buchanan, Jake
 #Shackelford, Kevin
 '18..... Shackelford, Kevin
 #Wisler, Matt
 '21..... Fulmer, Carson
 '22..... Duarte, Daniel

42
 '38..... Cooke, Dusty
 '40..... Barrett, Red
 '42..... Burpo, George
 '44..... De La Cruz, Tommy
 '45..... Hetki, Johnny
 #Lisenbee, Hod
 '46..... Burpo, George
 '47..... #Polivka, Ken
 '53..... Johannes, Ivan
 '54..... Savransky, Moe
 '55..... Staley, Gerry
 '56-58..... Jeffcoat, Hal
 '59..... Brosnan, Jim
 #Jeffcoat, Hal
 '60-63..... Brosnan, Jim
 '64-68..... McCool, Billy
 '69..... Ribant, Dennis
 #Short, Bill
 '70..... Noriega, John
 '71..... Blateric, Steve
 '76-77..... Alcala, Santo
 '78-80..... Bonham, Bill
 '83-84..... Cato, Keefe
 '85..... Stuper, John
 '86..... Willis, Carl
 '89-90..... Mahler, Rick
 '91..... Jefferson, Reggie
 #Jefferson, Stan
 '93..... Varsho, Gary
 '94-95..... Jarvis, Kevin
 '95..... Jackson, Mike
 '96..... Salkeld, Roger
 4/15/07..... Griffey Jr., Ken
 4/15/08..... Griffey Jr., Ken
 #Baker, Dusty

April 15 each year..... Team
 Retired in 1997
 Jackie Robinson

43
 '38..... Gamble, Lee
 '40-44..... Beggs, Joe
 '44..... Lohman, Bill
 #Nuxhall, Joe
 '45..... Dasso, Frank

'46-47..... Beggs, Joe
 '48..... Blackburn, Jim
 '48-51..... Fox, Howie
 '53-55..... Fisher, Maury
 '56..... Kennedy, Bill
 #Jansen, Larry
 '58..... Lown, Turk
 '58-60..... Pena, Orlando
 '62..... Nunn, Howie
 '63..... Zanni, Dom
 '66-67..... Nottebart, Don
 '69..... Fisher, Jack
 '70-71..... Wilcox, Milt
 '72-77..... Billingham, Jack
 '78..... Tomlin, Dave
 '80..... Howell, Jay
 '81..... Brown, Scott
 '86-87..... Landrum, Bill
 '88..... Gray, Jeff
 #Reed, Jeff
 '89..... Tekulve, Kent
 '90-91..... Layana, Tim
 '93..... Landrum, Bill
 '96-98..... Remlinger, Mike
 '99..... Ryan, B.J.
 2000-01..... Fernandez, Osv.
 '02-04..... Haynes, Jimmy
 '04-05..... Hancock, Josh
 '06..... #Tunnell, Lee
 '07-09..... #Pole, Dick
 '10-12..... Cairo, Miguel
 '13-15..... Parra, Manny
 '16-19..... Schebler, Scott
 '20..... Párey, Brooks
 '21..... Pérez, Cionel
 '22..... Diaz, Alexis

44
 '38..... Craft, Harry
 '42..... Blackwell, Ewell
 '46-47..... Malloy, Bob
 '48..... Blackburn, Jim
 #Hughes, Tommy
 #Cress, Walker
 '58-59..... Schmidt, Willard
 '60-65..... Henry, Bill
 '65..... Duffalo, Jim
 #Henry, Bill
 '69..... Jackson, Al
 #Noriega, John
 '71-73..... Sprague, Ed
 '73-74..... Baney, Dick
 '75-76..... Darcy, Pat
 '77..... Caldwell, Mike
 '77-79..... Capilla, Doug
 '79-82..... Liebrandt, Charlie
 '84-91..... Davis, Eric
 '93-95..... Roper, John
 '95..... Duncan, Mariano
 #Viola, Frank
 '96..... Davis, Eric
 '97..... Watkins, Pat
 '98..... Nieves, Melvin
 #Winchester, Scott
 '99..... Cameron, Mike
 2000..... Hunter, Brian L.
 '01-08..... Dunn, Adam
 '10-15..... Leake, Mike
 '15..... Waldrop, Kyle
 '16..... Reed, Cody
 '18..... Rainey, Tanner
 '19-22..... Aquino, Aristides

45
 '38..... Jordan, Buck
 #Richardson, Nolen
 #Stein, Justin
 '46..... Wittig, Johnnie
 '47..... Wehmeier, Herm
 #Young, Babe
 '48..... Sauer, Hank
 #Wehmeier, Herm

'51-53..... Blake, Ed
 '52..... Haugstad, Phil
 #Schmitz, Johnny
 '57..... Skaugstad, Dave
 '58..... Kelly, Bob
 #Morejon, Dan
 '60..... Richards, Duane
 '67..... Wood, Jake
 '70-72..... Simpson, Wayne
 '73-74..... Nelson, Roger
 '76-79..... Sarmiento, Manny
 '82-83..... Hayes, Ben
 '84-85..... #Kaat, Jim
 '86..... Welsh, Chris
 '87-88..... Rasmussen, Dennis
 '88..... Sierra, Candy
 '89..... Sebra, Bob
 '90-92..... Hammond, Chris
 '93..... Hughes, Keith
 #Wickander, Kevin
 '94-97..... Brantley, Jeff
 '98..... Hutton, Mark
 #Tarasco, Tony
 2000-02..... Dessens, Elmer
 '03..... Anderson, Jimmy
 '03-04..... Van Poppel, Todd
 '05..... Ramirez, Elizardo
 '06..... Hammond, Chris
 #Guardado, Eddie
 '06-08, '10-12..... Bray, Bill
 '13-15..... Marshall, Sean
 '16-22..... #Benavides, Freddie

46
 '38..... Bengé, Ray
 #Lang, Don
 '46..... Vollmer, Clyde
 '53..... Baczewski, Fred
 #Nevel, Ernie
 '54-55..... Baczewski, Fred
 '56-59..... Lawrence, Brooks
 '60..... Grimm, Bob
 #Lawrence, Brooks
 '60-70..... Maloney, Jim
 '74..... Osburn, Pat
 '83-84..... Russell, Jeff
 '85-88..... Murphy, Rob
 '92-93..... Brumfield, Jacob
 '94-97..... Schourek, Pete
 '98..... Nieves, Melvin
 #Winchester, Scott
 '99..... Bere, Jason
 2000..... Kieschnick, Brooks
 '01-04..... Riedling, John
 '05..... Simpson, Allan
 '06..... Mays, Joe
 '07..... #Mackanin, Pete
 '08..... Phillips, Andy
 '09-11..... Fisher, Carlos
 '13-14..... Partch, Curtis
 '15-16..... Moscot, Jon
 '17..... Adleman, Tim
 '18..... Gosselin, Phil
 #Williams, Mason
 '19..... Gausman, Kevin
 '20..... Strop, Pedro
 '21..... Bedrosian, Cam
 #Feliz, Michael
 '22..... Farmer, Buck

47
 '38..... Frey, Lonny
 '46-52..... Blackwell, Ewell
 '53-54..... Judson, Howie
 '58..... Hook, Jay
 #Wight, Bill
 '59..... Arroyo, Luis
 #Rudolph, Don
 '59-61..... Hook, Jay
 '62..... Klippstein, Johnny
 '63..... Coates, Jim
 '65..... Arrigo, Gerry

'71..... Garrett, Greg
 '74..... McQueen, Mike
 '77-85..... Hume, Tom
 '87-88..... Williams, Frank
 '89-91..... Scudder, Scott
 '92..... Bradley, Scott
 '94..... Ruffin, Johnny
 '95..... Sullivan, Scott
 '96..... Smith, Lee
 1996-2007..... #Hume, Tom
 '08-15..... Cueto, Johnny
 '15-16..... Lamb, John
 '17-21..... Romano, Sal
 '21..... Brach, Brad
 '22..... Kolozsvary, Mark

48
 '38..... Davis, Kiddo
 '47..... Riddle, Elmer
 '48..... Burkhardt, Ken
 #Holcombe, Ken
 '49..... Burkhardt, Ken
 '53..... Martin, Barney
 '56..... Scantlebury, Pat
 '63..... Owens, Jim
 '67-68..... Lee, Bob
 '71-73..... Grimless, Ross
 '80..... Combe, Geoff
 '83-87..... Power, Ted
 '88-90..... Birtas, Tom
 '91..... Power, Ted
 '92-93..... Henry, Dwayne
 '93-94..... Spradlin, Jerry
 '95..... Reed, Rick
 '96..... Spradlin, Jerry
 '97..... White, Gabe
 '98..... Jordan, Ricardo
 #Krivda, Rick
 1999-2003..... Williamson, Scott
 '03-05..... Valstine, Joe
 '06..... Gosling, Mike
 '07..... Cruz, Enrique
 '08-11 Cordero, Francisco
 '12-14..... Ludwick, Ryan
 '15-16..... Sampson, Keyivus
 '17..... Astin, Barrett
 '18-19..... Hughes, Jared
 '20..... Thornburg, Tyler
 '21..... Givens, Mychal
 '22..... Anderson, Chase

49
 '38..... Bongiovanni, Nino
 '54..... Valentine, Corky
 '55..... Black, Joe
 #Valentine, Corky
 '56..... Black, Joe
 '72-73..... Tomlin, Dave
 '74-77..... Eastwick, Rawly
 '80-86..... Price, Joe
 '88-94..... Dibble, Rob
 '95..... Nitkowski, C.J.
 #Wilson, Nigel
 #Wells, David
 '97..... Eischen, Joey
 '98..... Weathers, David
 '98-01..... Reyes, Dennis
 '02..... Pineda, Luis
 '03..... Heredia, Felix
 '04-06..... #Chambliss, Chris
 '07-12..... #Jacoby, Brook
 '14-15..... #Bell, Jay
 '16..... #Riggins, Mark
 '16..... Renda, Tony
 '17..... Wallach, Chad
 '18..... Weiss, Zack
 '19..... Herget, Jimmy

50
 '38..... Hershberger, Willard
 '50-52..... #Sewell, Luke
 '52..... #Hornsby, Rogers

'53..... Hornsby, Rogers
 '64..... Helms, Tommy
 '77-78..... Dumoulin, Dan
 '82-84..... Lesley, Brad
 '92..... Bolton, Tom
 '93..... Gordon, Keith
 '95..... Wells, David
 '96..... #Bombard, Marc
 #Hume, Tom
 '97..... Crowell, Jim
 #Service, Scott
 '99..... Service, Scott
 2000..... Bell, Rob
 #Dunlop, Harry
 '01..... Reith, Brian
 '01-02..... Hamilton, Joey
 '03..... Mercker, Kent
 #Serafini, Danny
 '04..... #Narrom, Jerry
 '05-06..... Mercker, Kent
 '07..... Dumatrait, Phil
 '08..... Mercker, Kent
 '09..... #Viola, Pedro
 '10..... Springer, Russ
 '11..... Willis, Dorette
 '12..... Broxton, Jonathan
 '13-14..... Soto, Neftali
 '15..... Lorenzen, Michael
 '16..... Diaz, Dayan
 '17-21..... Garrett, Amir

51
 '38..... Lang, Don
 #Outlaw, Jimmy
 '50-51..... #Cuccinello, Tony
 '51..... #Litwhiler, Danny
 '52..... #Brucker, Earle
 '53..... #Garrison, Ford
 '54-57..... Fowler, Art
 '57..... Podbielak, Bud
 '74-75..... Carroll, Tom
 '78-81..... LaCoss, Mike
 '85..... Buchanan, Bob
 '88-89..... Brown, Marty
 '89..... Tubbs, Greg
 '95..... Owens, Eric
 '96..... Fortdyce, Brook
 '97..... Tabaka, Jeff
 '98..... Bere, Jason
 #Priest, Eddie
 '99..... Winchester, Scott
 '00-2001..... Wohlers, Mark
 '01..... MacRae, Scott
 '03..... Austin, Jeff
 '03-04..... Norton, Phil
 '06..... Franklin, Ryan
 '07-11..... Burton, Jared
 '12..... Marshall, Sean
 '13-14..... Broxton, Jonathan
 '15..... Hand, Donovan
 #Balester, Collin
 '16..... Selsky, Steve
 '17..... Bonilla, Livalberto
 '18..... Crockett, Kyle
 #Trahan, Blake
 '21..... Alaniz, R.J.
 '22..... Ashcraft, Graham

52
 '38..... Derringer, Paul
 '50..... #Mancuso, Gus
 '51..... #Litwhiler, Danny
 '52..... #Chapman, Ben
 '53..... #Mills, Buster
 '54..... Powell, William
 '91..... Sanford, Mo
 '92..... Menendez, Tony
 '93..... Luebbers, Larry
 '96..... #Mitchell, Keith
 '97..... Winchester, Scott
 2000..... Larkin, Andy
 #Riedling, John

'01..... Mercado, Hector
'02..... Chen, Bruce
'03-04..... Reith, Brian
'05..... Booker, Chris
Stone, Ricky
Williams, Dave
'06..... Yan, Esteban
Johnson, Jason
'07..... Stone, Ricky
'08-10..... Herrera, Daniel Ray
'11..... Reineke, Chad
'12-17..... Cingrani, Tony
'17..... Farrell, Luke
'18..... *Darwin, Danny
'19-20..... Farmer, Kyle
'21..... Garcia, Edgar
'21-22..... Sanmartin, Reiver

53
'38..... Grissom, Lee
'50-52..... *Page, Phil
'54..... Drews, Karl
Zuverink, George
'64..... Dickson, Jim
'64..... Duren, Ryne
'76-77..... Henderson, Joe
'85..... Smith, Mike
'91..... Sanders, Reggie
'93..... Wickander, Kevin
'94..... Delucia, Rich
'96..... Pugh, Tim
Moore, Marcus
'97..... Martinez, Pedro A.
'98..... Williams, Todd
2000..... Luebbers, Larry
'01-02..... Brower, Jim
'02..... Fernandez, Jared
'03..... Budzinski, Mark
'03-05..... *Whisler, Randy
'06..... Burns, Mike
'07..... Salmon, Brad
'08..... Thompson, Daryl
'09-10..... Rhodes, Arthur
'14-15..... Contreras, Carlos
'16..... Hayes, Drew
'16-19..... Peratta, Wandy
'20..... Biddle, Jesse
'21-22..... Gutierrez, Vladimir

54
'38..... Schott, Gene
'54..... Minarcin, Rudy
Pearce, Jim
'65-66..... Osteen, Darrell
'84..... Browning, Tom
'89..... Leary, Tim
'91-94..... Foster, Steve
'96..... Mottola, Chad
'98..... Glauber, Keith
'00..... Clark, Brady
'01..... Selby, Bill
'01..... Fernandez, Jared
'02..... Hudson, Luke
'03..... Hamilton, Joey
'04-05..... Hudson, Luke
'06..... Abad, Andy
Ramirez, Elizardo
'07..... Ramirez, Elizardo
'08..... Cabrera, Jolbert
'10-15..... Chapman, Aroldis
'16..... Cotham, Caleb
'17..... Davis, Rookie
'19-21..... Gray, Sonny
'22..... Strickland, Hunter

55
'38..... Davis, Peaches
'68-69..... Beauchamp, Jim
'75..... Werner, Don
'89..... Roesler, Mike
'90-91..... Sutko, Glenn

'92..... Pugh, Tim
'93..... Powell, Ross
'94..... Fortugno, Tim
'97..... Timmons, Ozzie
2000-02..... *Berry, Mark
'02..... Estes, Shawn
'04-08..... *Berry, Mark
'09-11..... Hernandez, Ramon
'12-14..... Latos, Mat
'15..... Schumaker, Skip
'16-20..... Stephenson, Robert
'21..... Hembree, Heath
'21-22..... Moreta, Dauri

56
'38..... Hollingsworth, Al
Walters, Bucky
'64-65..... Davidson, Ted
'80..... Householder, Paul
'82..... Lawless, Tom
'84..... Rowdon, Wade
'88..... Harris, Lenny
'89-90..... Rodriguez, Rosario
'92..... Greene, Willie
'93..... Anderson, Mike
Kaiser, Jeff
'96-97..... Sullivan, Scott
'98..... Kligenbeck, Scott
'99-2003..... Sullivan, Scott
'04..... Myette, Aaron
'05-07..... Coffey, Todd
'08..... Coffey, Todd
Owings, Micah
'09-11..... Maloney, Matt
'13..... Freeman, Justin
'14-15..... *Pico, Jeff
'16..... Delabar, Steve
'16-18..... *Power, Ted
'19-22..... *House, J.R.

57
'38..... Vander Meer, Johnny
'78..... Spillman, Harry
'80..... Milner, Eddie
'85..... O'Neill, Paul
'88..... Snider, Van
'91..... Benavides, Freddie
'92..... Costo, Tim
'93-97..... Smiley, John
'98..... Petagine, Roberto
'99..... Greene, Rick
Guzman, Juan
2001..... Nichting, Chris
'03..... *Robson, Tom
'03..... Bale, John
'04..... Clark, Jermaine
'05..... Keisler, Randy
'06..... Germano, Justin
Harris, Brendan
'07..... Santos, Victor
'08-10..... Lincoln, Mike
'11..... Horst, Jeremy
'12-18..... *Jenkins, Mack
'18..... Reyes, Jesus
'20..... Jones, Nate
'21..... O'Brien, Riley
'22..... Riddle, JT
Fairchild, Stuart

58
'38..... Cascarella, Joe
'74..... Darcy, Pat
'78..... DeFreites, Art
'87..... Treadway, Jeff
'92-93..... Hernandez, Cesar
'93..... Ruffin, Johnny
'94-97..... Carrasco, Hector
'97..... Lewis, Richie
'98-2000..... Parris, Steve
'01..... Rodriguez, Frank
'02..... Almanzar, Carlos
'03..... Hall, Josh

'05-06..... *Ruhle, Vern
'07..... Lopez, Pedro
'08-09..... Ramirez, Ramon
'10..... Del Rosario, Enerio
'11..... Thompson, Daryl
'12..... Redmond, Todd
'13-14..... Christiani, Nick
'15..... Adcock, Nate
'16..... Straily, Dan
'17-22..... Castillo, Luis
'22..... Law, Derek

59
'38..... Kleinhans, Ted
West, Dick
'84..... Toliver, Fred
'90-91..... Gross, Kip
'92..... Brown, Keith
'92-93..... Ayala, Bobby
'96..... Lyons, Curt
2000..... Glauber, Keith
'01..... Davis, Lance
'03..... *Berry, Mark
'04..... Jones, Todd
'05..... Sardinha, Dane
'07..... McBeth, Marcus
'08-12..... *Lopez, Juan
'14-18..... *Long, Don
'19..... Lavarnway, Ryan
'20-22..... *Zinter, Alan

60
'38..... Moore, Whitey
'93..... Koeling, Brian
2001..... *Greenwell, Mike
Piersoll, Chris
'03-04..... Hummel, Tim
'04..... Padilla, Juan
'06..... Schoeneweis, Scott
'08..... Rosales, Adam
'09..... Manuel, Robert
Barker, Kevin
'12-16..... Hoover, J.J.
'16..... Magill, Matt
'18..... *Kelly, Pat
'19-22..... *Tunnell, Lee

61
'38..... Barrett, Red
'82..... Redus, Gary
'93..... Bushing, Chris
'95..... Gibraltar, Steve
'97..... Carrara, Giovanni
2003..... Watson, Mark
'06-13..... Arroyo, Bronson
'14-15..... *Tinsley, Lee
'16..... Lopez, Raffy
Melville, Tim
'17..... Arroyo, Bronson
'18..... Quackenbush, Kevin
Guerrero, Gabriel
'19-22..... *Pickler, Jeff

62
'38..... Berger, Wally
'93..... Kessinger, Keith
'95..... Courtright, John
'98..... Garcia, Guillermo
2003..... Etherton, Seth
'06..... Olmedo, Ray
'07..... Gil, Jerry
'08..... Richar, Danny
'09..... Lehr, Justin
'10-11..... Smith, Jordan
'14..... Bell, Trevor
'14-15..... Villarreal, Pedro
'16..... Morris, A.J.
'17-18..... Stephens, Jackson
'20-21..... *Mather, Joe
'22..... McKeithan, Joel

63
'38..... Weaver, Jim
2003..... Stenson, Dernel
'06..... Michalak, Chris
'07..... Coats, Buck
'08..... Pettyjohn, Adam
'10-15..... LeCure, Sam
'17..... Hernandez, Ariel
'18..... Floro, Dylan
Aquino, Aristides
'19..... Mella, Keury
'21..... Doolittle, Sean
'22..... Diehl, Phillip
Cruz, Fernando

64
2003..... Chamblee, Jim
'06..... Kim, Sun-Woo
'07..... Shearn, Tom
'08..... Adkins, Jon
'09..... Balentien, Wladimir
'09-10..... Francisco, Juan
'14..... Corcino, Daniel
'15..... Smith, Josh
'16-18..... *Jaramillo, Tony
'19..... *Ecker, Donnie
'20..... Davidsson, Matt
'21-22..... Santillan, Tony

65
'38..... #McKechnie, Bill
'95..... Grott, Matt
2003..... Randall, Scott
'07..... Hanigan, Ryan
'08..... Roncicke, Josh
'12-13..... Villarreal, Pedro
'15..... LaMarre, Ryan
'17..... Wojciechowski, Asher
'19-20..... *Cotham, Caleb
'21-22..... *Jagers, Eric

66
'38..... *Gowdy, Hank
2003..... Norton, Phil
'10-14..... Ondrusek, Logan
'16..... De Los Santos, Abel
Ramirez, JC
'19..... Puig, Yasiel
'19-20, '22..... Kuhnelt, Joel

67
'38..... *Roush, Edd
'97..... Rodriguez, Felix
2003..... Sardinha, Dane
'12..... Rodriguez, Henry
'15..... Cabrera, Ramon
'16..... Kivlehan, Patrick
'17..... Chacin, Alejandro
'19..... Bowman, Matt
'22..... Zeuch, T.J.
Siani, Michael

68
2003..... Valent, Eric
'12..... Gregorius, Didi
'16..... Adleman, Tim
'17..... M'Guire, Deck
'19..... Graterol, Juan
'21-22..... Hendrix, Ryan

69
'96..... Belk, Tim

70
'98..... Larkin, Stephen
2003..... Belisle, Matt
'12..... Cingrani, Tony
'14-16..... Diaz, Jumbo
'20-21..... Antone, Tejay

71
2003..... Cerros, Juan
'22..... Overton, Connor

72
'95..... Duncan, Mariano
'96..... Goodwin, Curtis
*Hume, Tom
'04-18..... *Stefanski, Mike
'22..... Okey, Chris
Dowdy, Kyle

73
'16..... Smith, Josh
'22..... Robinson, Chuckie

74
'15..... *Antigua, Nilson
'21..... Goudeau, Ashton
'22..... Detwiler, Ross
Espinal, Raynel

76
2022..... Dugger, Robert

77
2005..... Weber, Ben
2007..... *Narron, Johnny
'21-22..... Warren, Art

79
'86..... *Lett, Jim
'22..... Gibaut, Ian

81
2006-07..... Guardado, Eddie

82
2022..... Dawson, Ronnie

84
2022..... Solomon, Jared

85
2021-22..... Cessa, Luis

87
'15-18..... *Hughes, Dustin
'20-21..... De León, José

88
'14-15..... *Benavides, Freddie
'18..... *Ebert, Derrin
'19-22..... *Valles, Rolando

89
'17..... *Pollorena, Luis
'19-22..... *Pérez, Cristian

90
'19-22..... *DeShields, Delino

91
'19-22..... *Duarte, Jose

92
'17..... *Irving, Nate
'22..... *Arnsberg, Kyle

94
2022..... Motter, Taylor



NATIONAL BASEBALL HALL OF FAME AND MUSEUM

25 Main Street, Cooperstown, New York 13326

Phone: (607) 547-7200

Public Relations: (607) 547-0215

E-mail address: info@baseballhall.org

Website: baseballhall.org

Summer Hours: Memorial Day Weekend - Labor Day Weekend: 9 a.m. to 7 p.m.

Regular Hours: 9 a.m. to 5 p.m.

Holiday Closings: Thanksgiving Day, Christmas Day, and New Year's Day.

DIRECTORY: Jane Forbes Clark (Chairman), Josh Rawitch (President), Shilpa Ketharaju (Vice President Finance and Administration/Chief Financial Officer), Sean Gahagan (Vice President, Retail Merchandising & Licensing), Ken Meifert (Vice President, Sponsorship & Development), Ryan Selzner (Vice President, People and Culture)
PR CONTACTS: Jon Shestakofsky (Vice President, Communications & Education) and Craig Muder (Comm. Director)

HALL OF FAME WEEKEND 2023: July 21-24

Class of 2023: Fred McGriff and Scott Rolen

Awards Presentation: Sat. July 22 **Induction:** Sun. July 23, 1:30 p.m. ET, Clark Sports Center

REDS IN THE HALL OF FAME

A total of 46 former players, managers and executives in the Hall of Fame spent all or part of their professional careers with the Cincinnati Reds, including 2023 electee Scott Rolen. Ten Hall of Famers spent a majority of their careers in a Reds uniform, including Johnny Bench, Barry Larkin, Ernie Lombardi, Bill McKechnie, Bid McPhee, Joe Morgan, Tony Pérez, Eppa Rixey, Frank Robinson and Edd Roush. For a complete list of Cincinnati Reds in the Hall of Fame, visit the Hall of Famers team pages at www.baseballhall.org.

NOTABLE REDS ARTIFACTS IN COOPERSTOWN

- Ball thrown by Hunter Greene during the game where the Reds no-hit the Pirates on May 15, 2022.
- Bat used by Aristides Aquino on Aug. 10, 2019, when he hit three home runs in one game.
- Spikes worn by Joey Votto on Sept. 30, 2018, his final game of a season where he led the NL in on-base percentage for the seventh time.
- Bat used by Scooter Gennett to hit four homers in one game on June 6, 2017.
- Spikes worn during road games by Joey Votto during his streak of 20 consecutive games reaching base multiple times in 2017.
- Cap worn by Aroldis Chapman on April 10, 2015 when he recorded his 115th save to set a new mark for pitchers born in Cuba.
- Jersey worn by Brandon Phillips on July 29, 2015 when he became the first player to record four hits, two home runs, seven RBI and two stolen bases since RBI became an official statistic in 1920.
- Bat used by Devin Mesoraco from June 19-24, 2014 when he homered in five straight games.
- Spikes from Homer Bailey, who no-hit the Giants on July 2, 2013 for his second no-hitter.
- A cap from pitcher Mike Leake, who became the first pitcher in 15 years to go directly from amateur ball to the big leagues.
- Helmet worn by Ken Griffey Jr. to hit his 600th career home run on June 9, 2008, becoming the sixth player to reach the mark.
- Batting helmet worn by Ken Griffey Jr. when he hit his 500th home run on June 20, 2004.
- Lineup card from the first game and ball from the first hit by Ken Griffey Jr. at Great American Ball Park, March 31, 2003.
- Baseball hit for a RBI-groundout by Dmitri Young that produced a run in the 182nd consecutive game for Cincinnati, setting a Major League record, April 24, 2001
- Ken Griffey Jr.'s batting helmet when he became the youngest ever to reach 400 career home runs on April 10, 2000.
- More than 20 artifacts representing the career of all-time hits leader Pete Rose.



Bat used by Aristides Aquino to hit three home runs on Aug. 10, 2019.

A LOOK AHEAD TO 2024

Ballots for the 2024 Hall of Fame/BBWAA election will be distributed following the 2023 season with results from the voting scheduled to be announced in January 2024. A partial list of first-year candidates for election includes Adrián Beltré, Joe Mauer, Chase Utley and David Wright. Historical information on past BBWAA elections and the election process can be accessed at www.baseballhall.org or by contacting the Hall of Fame Communications department.

CONNECT TO COOPERSTOWN

- For up-to-the-minute news from Cooperstown, visit at www.baseballhall.org. Stay up-to-date on all the activity at the Hall of Fame's official site, on Twitter @baseballhall and through social networking on Facebook, Instagram and YouTube.
- If you would like to receive interesting stories and timely news items direct from the Hall of Fame and get the inside track on the latest happenings in Cooperstown, sign up for *Inside Pitch*. There's no cost to receive our weekly electronic newsletter in your e-mail box at home or work and it's easy to enroll: Just log on to www.baseballhall.org/media/museum-facts.
- If you have an interest in receiving *Around The Horn*, the Hall's monthly media newsletter, please send an e-mail to info@baseballhall.org. Be sure to include your name, name of organization and e-mail address. Or visit www.baseballhall.org/media-info.

RESEARCH ASSISTANCE

The Hall of Fame is pleased to provide assistance in baseball research and members of the media are encouraged to utilize this valuable baseball resource whenever necessary by calling the Public Relations department at (607) 547-0215, or the Library Reference desk at (607) 547-0330.

REDS IN THE NATIONAL BASEBALL HALL OF FAME



GEORGE LEE ANDERSON
CINCINNATI, N.L., 1915-1919
PITTSBURGH, P.A., 1920-1921

ONE OF THE GREATEST MOST FLEXIBLE AND COLORFUL MANAGERS OF THE 1920S, ANDERSON WAS BORN IN IOWA AND GROWED UP IN ILLINOIS. HE PLAYED PROFESSIONAL BASEBALL THROUGHOUT HIS LIFE, INCLUDING TIME WITH THE CINCINNATI TROJANS, FORMERLY KNOWN AS THE CINCINNATI REDS. HE WAS A BATTER, MANAGER, COACH AND OWNER OF THE TEAM. ANDERSON WAS THE FIRST MANAGER OF THE REDS TO BE ELECTED TO THE HALL OF FAME. HE WAS THE ONLY MANAGER TO WIN THE WORLD SERIES IN BOTH LEAGUES AND THE ONLY MANAGER TO WIN THE WORLD SERIES IN BOTH LEAGUES AND THE ONLY MANAGER TO WIN THE WORLD SERIES IN BOTH LEAGUES AND THE ONLY MANAGER TO WIN THE WORLD SERIES IN BOTH LEAGUES.

SPARKY ANDERSON



JOHNNY LEE BENCH
CINCINNATI, N.L., 1957-1962

REVEREND STANDARDS BY WHICH CATCHERS ARE MEASURED, BENCH WAS A CATCHER AND MANAGER DURING HIS CAREER WITH THE REDS AND MANAGING COACHES DURING HIS POST-PLAYING CAREER. HE WAS THE ONLY CATCHER TO BE ELECTED TO THE HALL OF FAME. HE WAS THE ONLY CATCHER TO BE ELECTED TO THE HALL OF FAME. HE WAS THE ONLY CATCHER TO BE ELECTED TO THE HALL OF FAME.

JOHNNY BENCH



WARREN CRANDALL GILES

DEVOTED 50 YEARS TO BASEBALL AS CLUB AND LEAGUE EXECUTIVE, INCLUDING 25 IN MAJOR LEAGUE. HE SERVED CINCINNATI REDS FROM 1925 TO 1951. HE WAS THE FIRST PRESIDENT OF THE NATIONAL LEAGUE IN 1950 AND NATIONAL LEAGUE PRESIDENT LONGER THAN ANY OTHER MAN. HE WAS FROM 1951 THROUGH 1955. HE LED OVER 100 FRANCHISES THROUGH THE PACIFIC COAST AND A PARTNER TO BE ELECTED AND TO CANADA AS N.L. MANAGER TO BE ELECTED TO PROSPERITY.

WARREN GILES



BARRY LOUIS LARKIN
CINCINNATI, N.L., 1966-2006

SMOOTH-FIELDING, TENDENT SHORTSTOP WHOSE BRAWLING PLAYING STYLE MADE HIM A FAVORITE OF THE FANS. HE WAS THE FIRST SHORTSTOP TO BE ELECTED TO THE HALL OF FAME. HE WAS THE FIRST SHORTSTOP TO BE ELECTED TO THE HALL OF FAME. HE WAS THE FIRST SHORTSTOP TO BE ELECTED TO THE HALL OF FAME.

BARRY LARKIN



ERNEST NATALI LOMBARDI
BIRMINGHAM, N.L., 1921-1922
CINCINNATI, N.L., 1923-1924
BOSTON, N.L., 1925-1926

SET IN OTHER CATEGORIES, LOMBARDI APPROVED THE 1921 BOSTON RED SOX AND IN THE TITLE WITH THE REDS AND AGAIN IN THE WITH THE REDS. HE WAS THE ONLY MANAGER TO WIN THE WORLD SERIES IN BOTH LEAGUES AND THE ONLY MANAGER TO WIN THE WORLD SERIES IN BOTH LEAGUES AND THE ONLY MANAGER TO WIN THE WORLD SERIES IN BOTH LEAGUES.

ERNIE LOMBARDI



WILLIAM BOYD McKECHNIE
MANAGER OF
PITTSBURGH, N.L., 1922-1923
ST. LOUIS, N.L., 1924-1925
BOSTON, N.L., 1926-1927
CINCINNATI, N.L., 1928-1929

ONLY N.L. MANAGER TO WIN PLAYOFFS WITH THREE DIFFERENT CLUBS. PITTSBURGH 1928, ST. LOUIS 1929, CINCINNATI 1940. WON WORLD SERIES 1925 AND 1940. NAMED N.L. MANAGER OF THE YEAR 1925 AND 1940. ACTIVE IN BASEBALL AS MANAGER, COACH, AND PLAYOFF TO 1973.

BILL McKECHNIE



JOHN ALEXANDER MCPHEE
CINCINNATI, A.A., 1883-89
CINCINNATI, N.L., 1890-1891

ONE OF THE 19TH CENTURY PREMIER SECOND BASEMEN IN MAJOR LEAGUE. HE WAS THE FIRST MANAGER TO WIN THE WORLD SERIES IN BOTH LEAGUES AND THE ONLY MANAGER TO WIN THE WORLD SERIES IN BOTH LEAGUES AND THE ONLY MANAGER TO WIN THE WORLD SERIES IN BOTH LEAGUES.

BID MCPHEE



JOE LEONARD MORGAN
PITTSBURGH, N.L., 1878-1879
CINCINNATI, N.L., 1880-1881
PHILADELPHIA, N.L., 1882-1883
CINCINNATI, N.L., 1884-1885

WON THE 1884 NATIONAL LEAGUE WITH THE REDS. HE WAS THE ONLY MANAGER TO WIN THE WORLD SERIES IN BOTH LEAGUES AND THE ONLY MANAGER TO WIN THE WORLD SERIES IN BOTH LEAGUES AND THE ONLY MANAGER TO WIN THE WORLD SERIES IN BOTH LEAGUES.

JOE MORGAN



ATANASIO PÉREZ RIGAL
CINCINNATI, N.L., 1916-1918
CINCINNATI, N.L., 1919-1921
CINCINNATI, N.L., 1922-1924

A CUBAN MANAGER WHO BROUGHT AN EXHIBITION OF 1916 THROUGH THE 1920S. HE WAS THE ONLY MANAGER TO WIN THE WORLD SERIES IN BOTH LEAGUES AND THE ONLY MANAGER TO WIN THE WORLD SERIES IN BOTH LEAGUES AND THE ONLY MANAGER TO WIN THE WORLD SERIES IN BOTH LEAGUES.

TONY PEREZ



EPPA RIXEY
PHILADELPHIA, N.L., 1912 TO 1920
CINCINNATI, N.L., 1921 TO 1933

WON 266 GAMES FOR PITTSBURGH AND SET RECORD FOR MOST VICTORIES BY LEFT-HANDED PITCHER. LED LEAGUE IN VICTORIES IN 1923. IN 1925, GAVE ONLY ONE RUN BASE ON BALLS IN 149 PITCHING.

EPPA RIXEY



EDD J. ROUSH
CHICAGO, A.L., 1913
NEW YORK, N.L., 1914 TO 1927 TO 1930
CINCINNATI, N.L., 1916 TO 1926, 1931

LEADING N.L. BATTER IN 1917 AND 1919. BATTED .296 IN 1917, .278 IN 1918, .291 IN 1923, .248 IN 1924. BATTED OVER 2000 IN 38 SEASONS. LIFETIME BATTING AVERAGE OF .313. MOST OUTFIELD PROTOTYPES IN 1920, .316 IN 1915.

EDD ROUSH

FORD C. FRICK AWARD

- Red Barber (WSAI, 1978)
- Russ Hodges (WFBE, 1980)
- Marty Brennaman (WLW, 2000)
- Al Helfer (WSAI, 2019)
- Al Michaels (WLW, 2020)

J.G. TAYLOR SPINK AWARD

- Hugh Fullerton - Columbus Post-Dispatch (1964)
- James Isaminger - Cincinnati Times-Star (1974)
- Si Burick - Dayton Daily News (1982)
- Earl Lawson - Cincinnati Post (1985)
- Ritter Collett - Dayton Daily News (1991)
- Hal McCoy - Dayton Daily News (2002)

OTHER HALL OF FAMERS WHO SPENT PART OF THEIR CAREERS WITH THE REDS

- | | | |
|--------------------|-------------------|---------------|
| Jake Beckley | Jesse Haines | Amos Rusie |
| Jim Bottomley | Harry Heilmann | Tom Seaver |
| Three-Finger Brown | Miller Huggins | Al Simmons |
| Sam Crawford | Joe Kelley | Lee Smith |
| Kiki Cuyler | George Kelly | Joe Tinker |
| Leo Durocher | Mike (King) Kelly | Dazzy Vance |
| Buck Ewing | Rube Marquard | Lloyd Waner |
| Ken Griffey Jr. | Charles Radbourne | Deacon White |
| Clark Griffith | Frank Robinson | George Wright |
| Chick Hafey | Scott Rolan | Harry Wright |

REDS EXECUTIVES/MANAGERS IN THE HALL OF FAME

- | | | |
|------------------|----------------|-------------------|
| Sparky Anderson | Clark Griffith | Christy Mathewson |
| Charles Comiskey | Ned Hanlon | Bill McKechnie |
| Candy Cummings | Rogers Hornsby | |
| Warren Giles | Larry MacPhail | |

CINCINNATI REDS HALL OF FAME

Eighty-three players, 5 managers, 4 executives and 1 broadcaster have been elected to the Reds Hall of Fame since its inception in 1958. For more information on the 93 members, including expanded inductee biographies, visit redsmuseum.org.


REDS HALL OF FAME

Sparky Anderson, 2000
Bronson Arroyo, 2023
 Jake Beckley, 2014
 Gus Bell, 1964
 Johnny Bench, 1986
 Jack Billingham, 1984
 Ewell Blackwell, 1960
 Pedro Borbon, 2010
 Marty Brennaman, 2021
 Rube Bressler, 1963
 Dave Bristol, 2018
 Tom Browning, 2006
 Smoky Burgess, 1975
 Leo Cardenas, 1981
 Clay Carroll, 1980
 Sean Casey, 2012
 Gordy Coleman, 1972
 David Concepcion, 2000
 Harry Craft, 1963
 Sam Crawford, 1968
 Hughie Critz, 1962
 Eric Davis, 2005
 Jake Daubert, 1966
 Paul Derringer, 1958

Pete Donohue, 1964
 Dan Driessen, 2012
 Adam Dunn, 2018
 Bob Ewing, 2001
 George Foster, 2003
 Lonny Frey, 1961
 Cesar Geronimo, 2008
 Warren Giles, 1969
 Ival Goodman, 1959
 Wayne Granger, 1982
Danny Graves, 2023
 Ken Griffey Jr., 2014
 Ken Griffey Sr., 2004
 Heinie Groh, 1963
 Don Gullett, 2002
 Noodles Hahn, 1963
 Bubbles Hargrave, 1962
 Tommy Helms, 1979
 Garry Herrmann, 2008
 Bob Howsam, 2004
 Dummy Hoy, 2003
 Fred Hutchinson, 1965
 Joey Jay, 2008

Ted Kluszewski, 1962
 Larry Kopf, 1965
 Barry Larkin, 2008
 Brooks Lawrence, 1976
 Ernie Lombardi, 1958
 Red Lucas, 1965
 Dolf Luque, 1967
 Jerry Lynch, 1988
 Jim Maloney, 1973
 Lee May, 2006
 Frank McCormick, 1958
 Mike McCormick, 1966
 Bill McKechnie, 1967
 Roy McMillan, 1971
 Bid McPhee, 2002
 Joe Morgan, 1987
 Tony Mullane, 2010
 Billy Myers, 1966
 Gary Nolan, 1983
 Fred Norman, 2018
 Joe Nuxhall, 1968
 Ron Oester, 2014
 Jim O'Toole, 1970

Dave Parker, 2014
Gabe Paul, 2023
 Tony Perez, 1998
 Vada Pinson, 1977
 Wally Post, 1965
 Bob Purkey, 1974
 John Reilly, 2012
 Jose Rijo, 2005
 Eppa Rixey, 1959
 Frank Robinson, 1978
 Pete Rose, 2016
 Edd Roush, 1960
 Chris Sabo, 2010
 Tom Seaver, 2006
 Cy Seymour, 1998
 Mario Soto, 2001
 Johnny Temple, 1965
 Johnny Vander Meer, 1958
 Bucky Walters, 1958
 Billy Werber, 1961
 Will White, 2004
 George Wright, 2005
 Harry Wright, 2005

Paul Derringer - 1958


Derringer had four 20-win seasons with the Reds, including three consecutive from 1938-'40. He went 25-7 with a 2.93 ERA to lead the Reds to the 1939 pennant. A year later, Derringer

went 20-12 for the World Champion Reds.


W-L	ERA	GS	IP	CG	SO
161-150	3.36	322	2615.1	189	1062

Ernie Lombardi - 1958


Lombardi spent his most productive years with the Reds and won the MVP Award in 1938, when he hit .342 to lead the National League. He was the first catcher in baseball history to

win two batting titles (1938, 2942).


G	AVG	AB	R	H	HR	RBI
1203	.311	3980	420	1238	120	682

Frank McCormick - 1958


McCormick was named the 1940 NL MVP after leading the Reds to a World Series title. He hit .309 that year with 19 homers and 127 RBI. The nine-time All-Star

led the league in hits from 1938-40 and RBI (128) in 1939.

G	AVG	AB	R	H	HR	RBI
1228	.301	4787	631	1439	110	803

Johnny Vander Meer - 1958


Vander Meer, a 116-game winner with the Reds from 1937-'49, is the only pitcher in history to throw back-to-back no-hitters. He won at least 15 games in five seasons and was a four-time member of the NL's All-Star team.


W-L	ERA	GS	IP	CG	SO
116-116	3.41	274	2028.0	131	1251

Bucky Walters - 1958


During the Reds pennants in 1939-40, Walters went 49-21 with a 2.38 ERA. His 1939 season - which included a league-best 2.29 ERA, 27 wins, 137 strikeouts and 31 complete

games - earned him the NL MVP award.

W-L	ERA	GS	IP	CG	SO
160-107	2.93	296	2359.1	195	879


Ival Goodman - 1959


Goodman, a two-time All-Star with the Reds, led the NL in triples during his first two seasons. In 1938 he set a Reds record of 30 home runs in one season. During that season, he hit .292,

had 92 RBI and scored 103 runs.

G	AVG	AB	R	H	HR	RBI
965	.279	3562	554	995	91	464

Eppa Rixey - 1959



Rixey had three of his four 20-win seasons with the Reds. The lefty compiled a career 266-251 mark, which included a 179-148 record with Cincinnati. Rixey tallied 290 career complete games,

37 shutouts and a 3.15 ERA.

W-L	ERA	GS	IP	CG	SO
179-148	3.33	357	2890.2	180	660

Ewell Blackwell - 1960



Blackwell, a skinny 6'6" sidearm hurler, earned the name "The Whip" following the 1947 season (22-8, 2.47 ERA, 193 strikeouts). A member of six consecutive All-Star teams, he followed a

no-hitter with a one-hitter in 1947.

W-L	ERA	GS	IP	CG	SO
79-77	3.32	163	1281.1	69	819

Edd Roush - 1960




Roush, considered the best hitter during the dead-ball era, batted better than .300 in 11 straight seasons. A batting champion in 1917 and 1919, he was considered one of the Reds' most

intense and intelligent players.

G	AVG	AB	R	H	HR	RBI
1399	.331	5384	815	1784	47	763

Lonny Frey - 1961




Frey, a three-time All-Star, spent half of his 14-year career with the Reds. His 22 stolen bases led the league during the 1940 World Series Championship season, and his 95 runs

in 1939 helped the Reds to an NL pennant.

G	AVG	AB	R	H	HR	RBI
941	.265	3533	541	937	36	310

Billy Werber - 1961



Werber, a fiery competitor for 11 seasons, brought new life to the Reds in the late 1930s. The third baseman scored 225 runs and hit 70 doubles during the Reds' pennant-winning seasons of 1939 and 1940.

G	AVG	AB	R	H	HR	RBI
399	.272	1601	276	435	21	151

Hughie Critz - 1962



Critz sparked his 12-year career with a .322 batting average during his rookie season. The second baseman went on to lead the league in fielding four times. Critz finished second

in MVP voting following the 1926 season.

G	AVG	AB	R	H	HR	RBI
802	.280	3127	452	876	18	327


Bubbles Hargrave - 1962



Hargrave hit better than .300 six straight years (1922-27), including a league-high .353 in 1926. He spent eight of his 12 seasons in Cincinnati, and his .310 career batting average is one of the best ever by a catcher.

G	AVG	AB	R	H	HR	RBI
766	.314	2367	298	744	29	359

Ted Kluszewski - 1962



Kluszewski, one of baseball's best all-around athletes, averaged 43 home runs and 116 RBI from 1953-56. The popular first baseman and four-time All-Star hit at least .300 in seven

seasons and had 100 RBI in five.

G	AVG	AB	R	H	HR	RBI
1339	.302	4961	745	1499	251	886

Rube Bressler - 1963



Bressler spent 11 of his 19 seasons with the Reds as a left-handed pitcher and right-handed-hitting outfielder/first baseman. Best known for his open-hand grip of the bat, he slap hit

his way to a .301 lifetime batting average.

G	AVG	AB	R	H	HR	RBI
745	.311	2223	294	692	15	344

Harry Craft - 1963



Craft is best known for his short stint as a manager, but his even shorter stint as a player is a part of Cincinnati history. One of the best defensive center fielders of his era, Craft helped the

Reds to pennants in 1939 and 1940.

G	AVG	AB	R	H	HR	RBI
566	.253	2104	237	533	44	267

Heinie Groh - 1963



One of Cincinnati's finest leadoff men, Groh was considered a top-notch bunter and a selective hitter. The third baseman spent eight of his 16 seasons in Cincinnati, amassing a .301 average and 134 stolen bases from 1914-21.

G	AVG	AB	R	H	HR	RBI
1211	.298	4439	665	1323	17	408

Noodles Hahn - 1963



From 1899-1905 Hahn went 127-92 in 225 starts and 12 relief appearances for Cincinnati. He won 23 games as a rookie, which was just one of his four 20-win seasons. Hahn led the NL

in strikeouts from 1888-1901.

W-L	ERA	GS	IP	CG	SO
127-92	2.52	225	1987.1	209	900

Gus Bell - 1964



Bell, a power-hitting outfielder, spent his best years in Cincinnati, topping 100 RBI four times from 1953-61. A four-time All-Star and member of the 1961 pennant-winning Reds, Bell had a career-high 30 homers in 1953.

G	AVG	AB	R	H	HR	RBI
1235	.288	4667	634	1343	160	711

Pete Donohue - 1964


A three-time 20-game winner with the Reds during the 1920s, Donohue was considered the workhorse of the NL. Donohue registered 137 complete games in his 12-year career, which included a league-high 27 in 1925.

W-L	ERA	GS	IP	CG	SO
127-110	3.73	253	1996.1	133	536

Fred Hutchinson - 1965



Hutchinson, a Tiger pitcher for 10 seasons, found similar success as a manager. He led the Reds to 443 wins and a 1961 pennant. "Hutch" was a fan favorite, which, unfortunately, became evident after his death in '64.

Years	W	L	Pct.
1959-64	443	372	.544

Larry Kopf - 1965


Kopf, the Reds' short-stop during the 1919 World Series, spent five of his 10 seasons in Cincinnati. During the series, he hit two triples, scored three runs and drove in two. He stole 49 bases during a three-year span with the Reds.

G	AVG	AB	R	H	HR	RBI
527	.250	1941	226	485	3	173

Red Lucas - 1965



Lucas won 109 games for the Reds from 1926-33. In one stretch from 1931-32, he produced 27 consecutive complete games. The 157-game winner also had a career .281 batting average.

W-L	ERA	GS	IP	CG	SO
109-99	3.64	202	1768.2	158	404

Wally Post - 1965


Considered the most powerful hitter in the NL during his heyday, Post hit 76 home runs from 1955-56. Post, who spent 10 seasons in Cincinnati, tallied 109 RBI and scored 116 runs in 1955, ranking him among the NL leaders.

G	AVG	AB	R	H	HR	RBI
902	.266	3021	463	805	172	525

Johnny Temple - 1965


Temple, a four-time All-Star, was a popular second baseman with the Reds in the 1950s. He had a career year in 1959, batting .311 with 67 RBI and 102 runs. He led the NL in putouts three times; assists and double plays once.

G	AVG	AB	R	H	HR	RBI
984	.291	3632	533	1058	15	300

Jake Daubert - 1966


Daubert, one of the league's best all-around first basemen in the early 1900s, was a steady .300 hitter for 10 seasons in the dead-ball era. In 1922, at the age of 38, he had 205 hits for a .336 average.

G	AVG	AB	R	H	HR	RBI
801	.301	3121	469	939	23	307

Mike McCormick - 1966



McCormick's .300 average during his rookie season helped lead the Reds to the 1940 World Series title, during which he hit .310. He played for Cincinnati from 1940-1946, excluding the '44 and '45 seasons for military service.

G	AVG	AB	R	H	HR	RBI
287	.278	1010	128	281	6	77

Billy Myers - 1966


Myers is best remembered for his game-winning sacrifice fly in the seventh game of the 1940 World Series. A savvy short-stop, Myers was a master of reading baserunners and stealing signs from opposing teams.

G	AVG	AB	R	H	HR	RBI
714	.258	2336	309	602	44	239

Dolf Luque - 1967


Luque was one of the first Cubans to succeed in the majors. In 1923 he led the NL in wins (27), ERA (1.93) and winning percentage (.771). In two appearances in the 1919 World Series, he posted a 0.00 ERA.

W-L	ERA	GS	IP	CG	SO
154-152	3.09	321	2668.2	183	970

Bill McKechnie - 1967


An intelligent player, McKechnie eventually found his calling as a manager. He led the Reds to a 1940 World Series title after a 100-53 season. In 25 seasons, he amassed a 1,896-1,723 record (744-631 in Cincinnati).

Years	W	L	Pct.
1938-46	744	631	.541

Sam Crawford - 1968



Crawford started his career with the Reds in 1899 in the young and thriving National League. Crawford, who hit better than .300 in 10 of his 17 full seasons with Cincinnati and Detroit, is

the career leader in triples with 309.

G	AVG	AB	R	H	HR	RBI
403	.312	1586	276	498	27	261

Joe Nuxhall - 1968



Nuxhall, a Cincinnati icon, first pitched for the Reds at a record age of 15. The two-time All-Star went on to win 135 games during his 16 seasons in the Major Leagues before retiring to the

broadcast booth in 1967.

W-L	ERA	GS	IP	CG	SO
130-109	3.80	274	2169.1	82	1289

Warren C. Giles - 1969




Giles was named Reds' GM in 1937. Two years later, the Reds won a pennant. In 1940 he led the team to a World Series Championship and was elected club president in 1948. In

1951 he was named president of the NL.

Years In Front Office
1937-51

Jim O'Toole - 1970




O'Toole was a major contributor during the Reds' winning of the pennant in 1961. His 19-9 record, with a 3.10 ERA, gave him the second-best win percentage in the NL that year. The lefty

won 81 games for the Reds from 1960-64.

W-L	ERA	GS	IP	CG	SO
94-81	3.59	228	1561	57	1002

Roy McMillan - 1971




McMillan, who spent 10 seasons in Cincinnati, won the very first three Gold Gloves for the shortstop position. In 1954 he set a since-surpassed record of 129 double plays, and he was

twice named to an All-Star team.

G	AVG	AB	R	H	HR	RBI
1348	.249	4319	497	1074	42	395

Gordy Coleman - 1972



During his first full season in the bigs, Coleman hit 26 homers and drove in 87 runs to help the Reds to a 1961 pennant. The following season he hit 28 homers and drove in 86 runs with

his usual solid defense at first base.

G	AVG	AB	R	H	HR	RBI
767	.271	2369	277	642	98	385

Jim Maloney - 1973



Hard-throwing Maloney threw three no-hitters in his 12-year career. From 1963 to 1969, he won at least 15 games each season for the Reds, including 23 in 1963 and 20 in 1965. He

led the NL in 1966 with five shutouts.

W-L	ERA	GS	IP	CG	SO
134-81	3.16	258	1818.2	74	1592

Bob Purkey - 1974



Knuckleballer Purkey spent seven seasons in Cincinnati. His 103-76 record over that span included a 23-5 mark in 1962, leading the NL in winning percentage (.821). His 1960 season included a bizarre 11-hit shutout.

W-L	ERA	GS	IP	CG	SO
103-76	3.49	217	1588.0	81	635

Smoky Burgess - 1975



Burgess, a popular backstop for the Reds in the 50s and 60s, was one of the best pinch-hitters of his era. After his 18-year career, the 6-time All-Star retired with 507 pinch-hit at-bats. He

drove in 9 runs in a game in 1955.

G	AVG	AB	R	H	HR	RBI
395	.290	1106	152	321	52	186

Brooks Lawrence - 1976



Lawrence's short but memorable career began in the Negro NL and included five seasons in Cincy. Lawrence opened the 1956 season with 13 straight wins, and from 1956-57 he

tallied 35 victories with 23 complete games.

W-L	ERA	GS	IP	CG	SO
51-48	4.06	99	786.0	32	357

Vada Pinson - 1977



One of Cincinnati's most consistent outfielders, Pinson averaged 20 home runs, 84 RBI and batted .300 for 10 seasons with the Reds. He was named to two All-Star teams and

won a Gold Glove during an 18-year career.

G	AVG	AB	R	H	HR	RBI
1565	.297	6335	978	1881	186	814


Frank Robinson - 1978



Robinson spent 10 of his 21 seasons in Cincinnati, where he hit 324 of his lifetime 586 home runs. The 12-time All-Star won two MVP awards (one in each league) and the 1966 Triple


Crown (.316, 49 home runs, 122 RBI).

G	AVG	AB	R	H	HR	RBI
1502	.303	5527	1043	1673	324	1009

Tommy Helms - 1979


The 1966 NL Rookie of the Year, Helms was one of the league's best second basemen. He led the NL in fielding percentage and double plays 3 times during a 14-year career and managed the Reds from 1988-89.


G	AVG	AB	R	H	HR	RBI
851	.269	3191	271	858	18	274

Clay Carroll - 1980


A popular fixture in the Big Red Machine's bullpen, Carroll recorded 88 wins and 143 saves during his 15-year career. In 1972 he recorded 37 saves and registered a 2.25 ERA en route

to a Fireman of the Year award.


W-L	ERA	G	IP	SV	SO
71-43	2.73	486	856.0	119	460

Leo Cardenas - 1981


Considered one of the best shortstops of the 1960s, Cardenas was dubbed "Mr. Automatic" because of his slick fielding. Nine of his 16 seasons were spent in Cincy, where he was

a four-time All-Star and 1965 Gold Glover.


G	AVG	AB	R	H	HR	RBI
1157	.261	4047	415	1058	72	413

Wayne Granger - 1982


During his 3 seasons with Cincinnati Granger recorded 73 saves, including a since-broken NL record 35 in 1970. The 2-time Fireman of the Year award winner finished his 9-year

Major League career with a 3.14 ERA.


W-L	ERA	G	IP	SV	SO
22-17	2.92	237	329.1	73	157

Gary Nolan - 1983


Nolan made the most of his 10 seasons. He overcame a variety of arm and neck injuries to post a 110-70 record and a 3.08 ERA. He went 30-18 from 1975-'76 to help


the Reds win back-to-back World Series Championships.

W-L	ERA	GS	IP	CG	SO
110-67	3.02	242	1656.1	45	1035

Jack Billingham - 1984


In three World Series with the Big Red Machine, Billingham allowed just one earned run in 25.1 innings. In '73 he went 19-10 with a 3.04 ERA and recorded seven shutouts. Billingham finished his career 145-113.


W-L	ERA	GS	IP	CG	SO
87-63	3.85	190	1270.0	45	626

Johnny Bench - 1986


Bench is perhaps the greatest catcher ever to play the game. After 17 seasons - all with the Reds - Bench had earned a Rookie of the Year award, two NL MVP awards, 10 Gold Gloves and

14 trips to the All-Star Game.


G	AVG	AB	R	H	HR	RBI
2158	.267	7658	1091	2048	389	1376

Joe Morgan - 1987


Morgan, the 1975 and 1976 NL MVP, was a 10-time All-Star and 5-time Gold Glove second baseman. The Reds' all-time steals leader (406) toured the majors for 22 seasons

and tallied 268 home runs and 1,133 RBI.

G	AVG	AB	R	H	HR	RBI
1154	.288	4008	816	1155	152	612

Jerry Lynch - 1988


Lynch's outstanding pinch-hitting was a major factor in the Reds' winning of the 1961 NL pennant. He had 25 pinch-hit RBI that season. His 18 career pinch-hit home runs stood as

the Major League record for 21 years.

G	AVG	AB	R	H	HR	RBI
640	.289	1583	220	457	70	282

Tony Perez - 1998


Perez, a 2000 National Baseball Hall of Fame inductee, was considered the "glue" that held together the Big Red Machine. In 23 seasons, the seven-time All-Star first baseman produced

379 homers and 505 doubles.


G	AVG	AB	R	H	HR	RBI
1948	.283	6846	936	1934	287	1192

Cy Seymour - 1998


His extraordinary batting eventually led Seymour from the starting rotation to the outfield. A 25-game winner 1898, Seymour went on to lead the NL with a .377 batting average,

121 RBI, 219 hits and 40 doubles in 1905.

G	AVG	AB	R	H	HR	RBI
556	.332	2221	313	738	26	326

Sparky Anderson - 2000


As skipper during the Big Red Machine era, Anderson led Cincy to an 863-586 record over nine seasons, with World Series titles in 1975 and 1976. When inducted his 2,194

managerial wins ranked third all-time.

Years	W	L	Pct.
1970-78	863	586	.596

David Concepcion - 2000



Considered one of the best shortstops in history, the Venezuelan-born Concepcion was a nine-time All-Star and winner of five Gold Gloves during his 19 seasons with Cincinnati. He

was named team captain in 1983.

G	AVG	AB	R	H	HR	RBI
2488	.267	8723	993	2326	101	950


Bob Ewing - 2001



In the early 20th century, Ewing was one of the Reds' most-used pitchers. He registered at least 300 innings in three different seasons and won a career-high 20 games in 1905.

W-L	ERA	GS	IP	CG	SO
108-103	2.37	228	2020.1	184	884

Mario Soto - 2001




Soto, who spent his entire 12-year career in Cincinnati, amassed a 100-92 record and a 3.47 ERA. From 1981-85, no pitcher in baseball recorded more strikeouts, and he set

a team record in 1982 with 274.

W-L	ERA	GS	IP	CG	SO
100-92	3.47	224	1730.1	72	1449

Don Gullett - 2002



After just 11 Minor League starts, Gullett debuted in Cincinnati, where he went 91-44 from 1970-76. He went 109-50 in his career before injuries forced retirement. He served as the Reds'

pitching coach from 1993-2005.

W-L	ERA	GS	IP	CG	SO
91-44	3.03	156	1187.0	35	777

Bid McPhee - 2002




Bid McPhee, a 2000 National Baseball Hall of Fame inductee, spent his entire 18-year career with the Reds in the late 1800s. His legendary defensive skills made McPhee a fan

favorite in Cincinnati.

G	AVG	AB	R	H	HR	RBI
2135	.271	8291	1678	2250	53	1067

George Foster - 2003



One of the Big Red Machine's biggest offensive threats, Foster led the league in RBI for 3 straight years (1976-78), in home runs for 2 years (1977-78) and won the MVP in 1977

(.320, club-record 52 homers and 149 RBI).

G	AVG	AB	R	H	HR	RBI
1253	.286	4454	680	1276	244	861

Dummy Hoy - 2003




Hoy, who was deaf and mute, had the greatest career of any handicapped player. Five of his 14 seasons were spent with the Reds (1894-97, 1902). The OF had 2,054 hits and

ranks among the leaders with 594 steals.

G	AVG	AB	R	H	HR	RBI
554	.292	2143	462	625	16	244

Ken Griffey Sr. - 2004



Griffey was a 3-time All-Star right fielder for the Big Red Machine who helped produce World Series titles in 1975 and '76 by hitting .305 and .336, respectively. He finished his Major

League career with a .296 average.

G	AVG	AB	R	H	HR	RBI
1224	.303	4206	709	1275	71	466

Bob Howsam - 2004



Howsam is recognized as the architect of the Big Red Machine. He was the club's general manager from 1967-78 and 1983-84, but he also served as president and chief operating

officer from 1973-78 and 1983-85.

Years In Front Office					
1967-78, 1983-85					

Will White - 2004




White spent 8 of his 10 Major League seasons playing in Cincinnati, from 1878-80 and again from 1882-86. In his Major League career, White went 229-166 with a 2.28 ERA, 394

complete games and 36 shutouts.

W-L	ERA	GS	IP	CG	SO
227-165	2.26	396	3497.2	389	1029

Eric Davis - 2005




A 2-time All-Star, Davis spent 9 of his 17 seasons with the Reds (1984-91, '96). He won 3 Gold Glove awards, 2 Silver Slugger honors and had seven 20 HR/20 SB seasons, including

the club's first 30/30 (1987).

G	AVG	AB	R	H	HR	RBI
985	.271	3272	635	886	203	615

Jose Rijo - 2005



Rijo, a 1994 All-Star, spent 10 of his 14 seasons in Cincy (1988-95, 2001-02). He is best remembered for his effort during the 1990 World Series. Rijo went 2-0 to earn MVP

honors in the 4-game sweep of the A's.

W-L	ERA	GS	IP	CG	SO
97-61	2.83	215	1478.0	17	1251

George Wright - 2005


Baseball's first superstar player, George Wright played shortstop for the Red Stockings for two seasons, in 1869 and 1870, and batted a whopping .633 and .536, respectively.

No Statistics

Harry Wright - 2005



Manager of the 1869-70 Red Stockings, baseball's 1st pro team, Wright also played outfield and reliever from 1866-70. He pioneered such innovations as relays, fielders backing one another up and weight-training.

No Statistics

Tom Browning - 2006



In a 1-0 victory vs LA on 9/16/88, Browning became the first pitcher in Reds history to throw a perfect game. He pitched for the Reds from 1984-94 and ranks 12th on the club's all-time victories list (123). He won 20 games in 1985.

W-L	ERA	GS	IP	CG	SO
123-88	3.92	298	1911.0	31	997

Lee May - 2006



May played for the Reds from 1965-71. When enshrined, his 147 homers ranked 14th on the club's all-time list, and he led the Reds in home runs 3 times. He was team MVP in 1971, when he registered 39 HR and 98 RBI.

G	AVG	AB	R	H	HR	RBI
761	.274	2841	395	779	147	449

Tom Seaver - 2006


Seaver won 75 games for the Reds from 1977-82 and accumulated a .620 winning percentage. He was an All-Star for the Reds in 1978 and 1981 and in a 4-0 win vs the Cardinals on 6/16/78 threw his only career no-hitter.

W-L	ERA	GS	IP	CG	SO
75-46	3.18	158	1085.2	42	731

Cesar Geronimo - 2008


Was the center fielder on Big Red Machine clubs of the 1970s. Became the seventh member of that starting lineup to be inducted. Played for the Reds from 1972-80 and won 4 consecutive Gold Glove Awards (1974-77).


G	AVG	AB	R	H	HR	RBI
1203	.261	3329	404	869	44	335

Garry Herrmann - 2008


The Cincinnati native was the club's CEO and GM from 1902-27 and was considered "the father of the World Series." He spearheaded the construction of Redland Park, which served as the Reds' home from 1912-70.

Years in Front Office

1902-27

Joey Jay - 2008



Pitched for the Reds from 1961-66. Was an All-Star in his first season here, going 21-10 with a 3.53 ERA and leading the NL in wins. Jay is 1 of only 5 Reds pitchers since 1900 to win 20 games in consecutive seasons.

W-L	ERA	GS	IP	CG	SO
75-63	3.80	150	1102.2	49	708

Barry Larkin - 2008


Elected to the Cooperstown HOF in 2012. "One of the 10 most complete players in history" played for the Reds for 19 years (1986-2004). The 12-time All-Star won 9 Silver Sluggers, 3 Gold Gloves and 1995 MVP.

G	AVG	AB	R	H	HR	RBI
2180	.295	7937	1329	2340	198	960

Pedro Borbon - 2010


Borbon is the club's all-time leader in appearances with 531. From 1970-79 he was one of the top relievers on the Big Red Machine teams and from 1970-78 appeared in more games than any other NL pitcher.

W-L	ERA	G	IP	SV	SO
62-33	3.32	531	920.2	76	359

Tony Mullane - 2010


Pitched for the Reds from 1886-93. Was the ace of the staff, earned more than 30 wins twice and more than 20 wins 5 times. Threw 264 complete games in 285 starts. Had the ability to pitch with both arms.

W-L	ERA	GS	IP	CG	SO
163-124	3.15	285	2599.0	264	993

Chris Sabo - 2010


Played for the Reds from 1988-93 and 1996. Was NL Rookie of the Year in 1988 and an NL All-Star in '88, '90 and '91. During the 1990 World Series championship season led the club in homers, doubles and runs.

G	AVG	AB	R	H	HR	RBI
818	.270	3012	443	812	104	373

Sean Casey - 2012




Played for the Reds from 1998-2005. Was a 3-time All-Star and won the 1999 Hutch Award. Led the Reds in hitting 6 times. Was the club MVP in 2004. One of the most popular

Reds ever, he was nicknamed "The Mayor."

G	AVG	AB	R	H	HR	RBI
1075	.305	4007	588	1223	118	604

Dan Driessen - 2012




Played for the Reds from 1973-84 and beginning in 1977 followed Tony Perez as the club's everyday first baseman. Led the NL in fielding percentage 3 times. Hit .357 in the Reds'

1976 World Series sweep of the Yankees.

G	AVG	AB	R	H	HR	RBI
1480	.271	4717	661	1277	133	670


John Reilly - 2012



The Cincinnati native was the Reds' starting first baseman from 1883-91. "Long John" led all Reds batters in BA, HR and RBI in the 1880s. Is 1 of only 4 players in franchise history to lead the league in home runs twice.

G	AVG	AB	R	H	HR	RBI
1069	.294	4412	877	1296	69	724

Jake Beckley - 2014




"Eagle Eye" Beckley played 20 seasons in the majors, including 7 years for the Reds from 1897-1903. His .325 career batting average still ranks third on the club's all-time list. The first

baseman mastered the "hidden ball" trick.

G	AVG	AB	R	H	HR	RBI
880	.325	3469	592	1126	26	570

Ken Griffey Jr. - 2014



Griffey was a 3-time All-Star while with the Reds from 2000-2008. The Cincinnati native was the club's MVP in 2005. His 210 HR rank seventh on the Reds' all-time list. The Griffeyes are the

only father and son in the Reds HOF.

G	AVG	AB	R	H	HR	RBI
945	.270	3353	533	904	210	602

Ron Oester - 2014




From 1978-1990 Oester played all 13 of his Major League seasons with his hometown team. He helped the Reds win the 1990 World Series championship and spent 6 seasons

as a coach on the Major League staff.

G	AVG	AB	R	H	HR	RBI
1276	.265	4214	458	1118	42	344

Dave Parker - 2014




The Cincinnati native was a 2-time All-Star and Silver Slugger Award winner during 4 years with the Reds from 1984-1987, when he averaged 27 HR and 108 RBI. The "Cobra" was team

MVP 3 straight years from 1984-1986.

G	AVG	AB	R	H	HR	RBI
631	.281	2468	327	694	107	432

Pete Rose - 2016




The Cincinnati native produced a record 4,256 hits over 24 seasons with the Reds, Phillies and Expos. The 1963 NL Rookie of the Year and 1973 MVP was a 17-time All-Star,

including 13 times for the Reds.

G	AVG	AB	R	H	SB
2722	.307	10934	1741	3358	146

Dave Bristol - 2018



Reds managing career began in the farm system in 1957. Was instrumental in the development of numerous stars of the Big Red Machine. From 1966-69, he piloted the Reds to

298 wins, 10th most in franchise history.

Years	W	L	Pct.
1966-69	298	265	.525

Adam Dunn - 2018




When elected to the Reds HOF ranked 1st in team history in HR/AB (13.8), 3rd in SLG (.520) and OPS (.900), 4th in HR (270) and 7th in OBP (.380). He led or tied for the team

lead in HR for 7 straight years (2002-2008).

G	HR	RBI	BB	OBP	SLG
1087	270	646	755	.380	.520

Fred Norman - 2018



A mainstay of the Big Red Machine's starting rotation from 1973-79, Norman recorded double-digit victories each season of his Reds career and only 18 pitchers in franchise history

struck out more batters than Norman's 864.

W-L	ERA	GS	IP	CG	SO
85-64	3.43	196	1315.0	38	864

Marty Brennaman - 2021




The only Reds Hall of Famer inducted as a broadcaster, the 2000 Ford C. Frick Award winner retired at the end of the 2019 season after 46 years. His scheduled 2020 induction was

delayed by the COVID-19 pandemic.

No Statistics



Bronson Arroyo - 2023



The 2006 NL All-Star & 2010 Gold Glove winner made at least 32 starts in each of his 8 full seasons with the Reds and pitched 200 innings 7 times. He led or tied for the club lead in starts 7 times and led the staff in innings 5 times.

W-L	ERA	GS	IP	CG	SO
108-100	4.18	279	1761.1	14	1,157

Danny Graves - 2023



The only Vietnamese-born player in ML history holds the franchise record with 182 career saves. He was an NL All-Star in 2000 and 2004. In 2000, he received the Reds' MVP and Most Outstanding Pitcher awards.

W-L	ERA	G	IP	SV	SO
39-43	3.94	465	733.0	182	388

Gabe Paul - 2023



The long-time executive was GM from 1951-1960 and helped diversify the Reds' talent pool through acquisitions of African-American and Latino players. In 1958, he helped establish the Reds Hall of Fame.

No Statistics					

CINCINNATI REDS HALL OF FAME AND MUSEUM PRESENTED BY DINSMORE

The Cincinnati Reds Hall of Fame and Museum, located adjacent to Great American Ball Park, features more than 15,000 square feet of exhibit space on 2 floors honoring the history of baseball's first professional team. With rare artifacts and memorabilia dating all the way back to the legendary 1869 Cincinnati Red Stockings, the Hall of Fame and Museum provides a complete account of Reds history. In 2019, as part of the 150th Anniversary celebration of the birth of professional baseball, the Reds Hall of Fame and Museum underwent a complete renovation designed to enhance the overall fan experience by combining technology, exhibit themes, and an array of new artifacts to bring the Reds' story to life in a new and entertaining way. The museum is open year-round and has become a destination location for Reds fans and baseball fans everywhere.

Memberships to the Hall of Fame and Museum include a variety of benefits, such as invitations to special events, collectible gifts and ticket vouchers to Reds home games. For media members seeking more information, contact the museum at (513) 765-7923.

HOURS OF OPERATION

IN-SEASON (APRIL – SEPTEMBER)

Sunday – Saturday

NON-GAME DAYS:

10 a.m. to 5 p.m.

NIGHT GAMES:

10 a.m. to 8 p.m.

DAY GAMES:

10 a.m. until 2 hours after the end of the game

OFFSEASON (OCTOBER – MARCH)

TUESDAY – SUNDAY:

10 a.m. to 5 p.m.

Closed Mondays and Bengals home Sundays

The Cincinnati Reds Hall of Fame is closed on select holidays.

Hours of operation and prices are subject to change without notice.

MUSEUM ADMISSION

Adult.....\$12

Senior/Student.....\$10

Kids Explore FREE*.....FREE

*Courtesy of the H.C.S. Foundation (12 and under)

Active Military/Veteran*.....FREE

*Courtesy of the Sargent Family Foundation


Great American Ball Park Tours available, visit redsmuseum.org for more details or call (513) 765-7927 today!

BALLPARK TOURS Please visit redsmuseum.org for pricing, dates, times and ticket availability.



REDSMUSEUM.ORG

REDS RETIRED UNIFORM NUMBERS




42

JACKIE ROBINSON

Born: 1/31/1919 **Birthplace:** Cairo, GA **Died:** 10/24/1972 **Number Retired:** 1997

The first black player in the Major Leagues, Jackie Robinson played for the Dodgers from 1947-56. The 6-time All-Star was National League Rookie of the Year in 1947 and NL Most Valuable Player in 1949. In 1997, the 50th anniversary of his debut, every team in baseball retired his number. The last Major League player to wear #42 was Yankees pitcher Mariano Rivera, who retired following the 2013 season.




1

FRED HUTCHINSON

Born: 8/12/1919 **Birthplace:** Seattle, WA **Died:** 11/12/1964 **Number Retired:** 1965

Fred Hutchinson's 443 victories and .544 winning percentage as Reds manager still rank among the club's all-time best. The Reds won at least 90 games in 3 of his 6 seasons and in 1961 took the National League pennant. But the joy of a first-place finish was matched only 3 years later by the sadness of Hutch's death. The courage, class and determination Fred exemplified all his life were all the more evident during his battle with cancer. Hutch stepped down as Reds manager in 1964, and he died that November. The following year, Hutch's No. 1 became the first uniform jersey number in Reds history to be retired. Today, Fred Hutchinson's legacy lives on in the world-renowned Cancer Research Center that bears his name, and in The Hutch Award. It is given annually to a Major League ballplayer who "best exemplifies the character and fighting spirit of the late Fred Hutchinson...who overcomes any form of adversity." Past Reds winners include Ray Knight, Ron Oester, Eric Davis, Bobby Tolan, Johnny Bench and Sean Casey.



5

JOHNNY BENCH

Born: 12/7/1947 **Birthplace:** Oklahoma City, OK **Number Retired:** 8/11/1984

Cincinnati's uniform No. 5 belongs to perhaps the greatest catcher ever to play in the Major Leagues. Johnny Bench ended his 17-year storied career in 1983 after earning a pair of Most Valuable Player Awards, 10 Gold Gloves and 14 All-Star Game selections. He was inducted into the National Baseball Hall of Fame in 1989. Bench began his career by winning the 1968 National League Rookie of the Year Award. He ended his career with a .267 batting average and 389 homers, including 327 as a catcher that at the time stood as a record for NL catchers. On the Reds' all-time batting list, Bench ranks first in homers and RBI (1,376), second in extra-base hits (794) and total bases (3,644), fourth in runs scored (1,091) and fifth in hits (2,048) and doubles (381). He appeared in 22 National League Championship Series games and 23 World Series games. Bench earned World Series MVP honors in 1976, when the Reds swept the New York Yankees. He twice led the league in home runs (40 in 1972, 45 in 1970) and 3 times led the NL in RBI (148 in 1970, 125 in 1972, 129 in 1974).




8

JOE MORGAN


Born: 9/19/1943 **Birthplace:** Bonham, TX **Died:** 10/11/2020 **Number Retired:** 6/6/1998

A 10-time All-Star and 5-time Gold Glove second baseman, Joe Morgan was elected to the Reds Hall of Fame in 1987 and to the National Baseball Hall of Fame in 1990. The 2-time National League MVP played for the Reds from 1972-79, during the glory days of the Big Red Machine. He won his first MVP award in 1975, when he guided the Reds to a World Series victory over the Boston Red Sox. Morgan batted .327 with 67 stolen bases that season. He was MVP again in 1976, as the Reds roared to their second straight World Series championship with a 4-game sweep of the New York Yankees. That season he hit .320 with 60 stolen bases. Morgan remains the Reds' all-time stolen base leader (406), and his 266 home runs as a second baseman rank fourth in baseball history behind Jeff Kent, Ryne Sandberg and Robinson Canó. He finished his 22-year professional career with 268 homers, 1,133 RBI and 689 stolen bases for the Astros, Reds, Giants, Phillies and Athletics.




10 SPARKY ANDERSON
 Born: 2/22/1934 Birthplace: Bridgewater, SD Died: 11/4/2010 Number Retired: 5/28/2005

George "Sparky" Anderson was inducted into the Reds Hall of Fame on June 3, 2000 and into the National Baseball Hall of Fame in Cooperstown in July of that summer. He was named National League Manager of the Year in 1972 and '75 by The Associated Press and American League Manager of the Year in 1984 and '87 by the Baseball Writers' Association of America. He went 2,194-1,834 (.545) in 26 Major League seasons with the Reds and Tigers. From 1970-78 he led the legendary Big Red Machine to an 863-586 record (.596), 5 NL West Division titles, 4 pennants and 2 World Series championships. His '75 and '76 teams combined to go 210-114 (.629) and became the first NL franchise in 54 years to win consecutive world championships. He is the Reds' all-time leader in victories (863) and winning percentage (.596). When he won the 1984 World Series with the Tigers, Anderson became the first of only 2 managers ever to win a World Series in both leagues (Tony La Russa, 1989 A's & 2006 Cardinals). Anderson's 2,194 career victories during his 26 Major League seasons is the sixth-highest total in history behind Connie Mack (3,731), John McGraw (2,763), Tony La Russa (2,728), Bobby Cox (2,504) and Joe Torre (2,326). He is 1 of only 7 managers to participate in 4,000 games (4,030), a group that includes Mack (7,755), La Russa (5,097), McGraw (4,769), Cox (4,508), Bucky Harris (4,410), and Torre (4,329).




11 BARRY LARKIN
 Born: 4/28/1964 Birthplace: Cincinnati, OH Number Retired: 8/25/2012

Barry Larkin was a 12-time National League All-Star, 5 times was voted to the All-Star Game's starting lineup, 9 times was named to The Sporting News' NL All-Star Team and 3 times was named to The Associated Press' Major League All-Star Team. In 1995 he was the National League's Most Valuable Player and 4 times was the Reds' regular-season Most Valuable Player, including their 1990 World Series championship season. He won 9 Louisville Silver Slugger Awards and 3 Rawlings Gold Glove Awards. The Reds' captain from 1997 through his final season in 2004, Larkin finished his 19-year career with a batting average of .295 in 2,180 games and 9 times hit at least .300. He is the only shortstop in Major League history with at least 2,300 hits, 190 home runs, 950 RBI and 370 stolen bases. In 1996 he became the first shortstop in Major League history to produce 30 homers and 30 steals in the same season. In 2008 he was inducted into the Reds Hall of Fame, and in 2012 Larkin became the third player and fifth Greater Cincinnati native inducted to the National Baseball Hall of Fame in Cooperstown but the first voted in by the Baseball Writers' Association of America.




13 DAVID CONCEPCION
 Born: 6/17/1948 Birthplace: Ocumare de la Costa, VZ Number Retired: 8/25/2007

As the starting shortstop on the Big Red Machine, David Concepcion was the defensive anchor of a club that from 1970-78 went 863-586 (.596) and won 5 National League West Division titles, 4 pennants and 2 World Series championships. The '75 and '76 Reds combined to go 210-114 (.629) and became the NL's first franchise in 54 years to win consecutive World Series titles. Concepcion was the club's MVP in 1981, was named team captain in 1983, and he was inducted into the Reds Hall of Fame in 2000. With 8,723 at bats in 2,488 games Concepcion ranks second in club history in both categories behind Pete Rose. Since 1900, he ranks among the franchise's all-time leaders in hits (2,326; 3rd), doubles (389; 4th), stolen bases (321; 3rd), runs scored (993; 6th), total bases (3,114; 6th) and RBI (950; 7th). He was a 9-time National League All-Star, fourth-most in club history (Bench 14, Rose 13, Larkin 12), and his 5 Rawlings Gold Glove Awards are second only to Bench's 10 Gold Gloves. He was the Most Valuable Player of the 1982 All-Star Game, 3 times was a The Sporting News All-Star and twice won Louisville Slugger Silver Slugger Awards (1981, 1982).




14 PETE ROSE
 Born: 4/14/1941 Birthplace: Cincinnati, OH Number Retired: 6/26/2016

In a weekend celebration in June 2016, Pete Rose was inducted into the Reds Hall of Fame while his 14 became the 11th uniform number to be retired by the club. The Cincinnati native played for the Reds from 1963-1978 and again from 1984-86 and still ranks as the franchise's all-time leader in games (2,722), plate appearances (12,344), runs (1,741), hits (3,358), singles (2,490), doubles (601) and total bases (4,645). His 4,256 career hits are the most in Major League history. Rose was a 17-time National League All-Star, including 13 times while playing for Cincinnati. He was the 1963 Rookie of the Year, 1973 Most Valuable Player, a 3-time batting champion and 2-time Rawlings Gold Glove Award winner. In 1975 and 1976, Rose captained the Big Red Machine to World Series championships over the Yankees and Red Sox and in '75 was named the Fall Classic's MVP. His 44-game hitting streak in 1978 still stands as the third-longest in Major League history.




18 TED KLUSZEWSKI
 Born: 9/10/1924 Birthplace: Argo, IL Died: 3/29/1988 Number Retired: 7/18/1998

A 4-time All-Star, Ted Kluszewski was elected to the Reds' Hall of Fame in 1962. Following an 11-year career with the Reds, he was noted as the greatest left-handed slugger and one of the best fielding first basemen in club history. From 1947-57, Big Klu hit 251 homers for the Reds, including 49 in 1954 to lead the National League. His 141 RBI that season also led the league, and both tallies are club records for left-handers. Kluszewski also led the National League in fielding for 5 straight seasons from 1951-55. He finished his 15-year big league career with a .298 batting average, 279 homers and 1,028 RBI while playing for the Reds, Pirates, White Sox and Angels. Kluszewski also served the Reds as a coach from 1970-78.



20 FRANK ROBINSON
 Born: 8/31/1935 Birthplace: Beaumont, TX Died: 2/7/2019 Number Retired: 5/22/1998

Frank Robinson, a 12-time All-Star, was elected to the Reds Hall of Fame in 1978 and to the National Baseball Hall of Fame in 1982. He spent the first 10 of his 21 Major League seasons in a Reds uniform. While playing for Cincinnati from 1956-65, Robinson belted 30 or more homers in 7 of his 10 seasons, including a rookie record 38 while winning the National League's Rookie of the Year Award in 1956. In 1961 Robinson was named the National League's Most Valuable Player after hitting .323 with 37 homers and 124 RBI while helping guide the Reds to their first World Series appearance in 21 years. Following the 1965 season, Robinson was traded to the Baltimore Orioles and went on to win the American League Most Valuable Player Award in 1966 after winning the Triple Crown with a .316 average, 49 homers and 122 RBI. Robinson played for the Reds, Orioles, Dodgers, Angels and Indians and ranks among baseball's all-time leaders with 586 home runs; 5,373 total bases; 1,829 runs; 1,812 RBI; 2,808 games; 10,006 at-bats; 2,943 hits; and 528 doubles.



24 TONY PEREZ
 Born: 5/14/1942 Birthplace: Camaguey, Cuba Number Retired: 5/27/2000


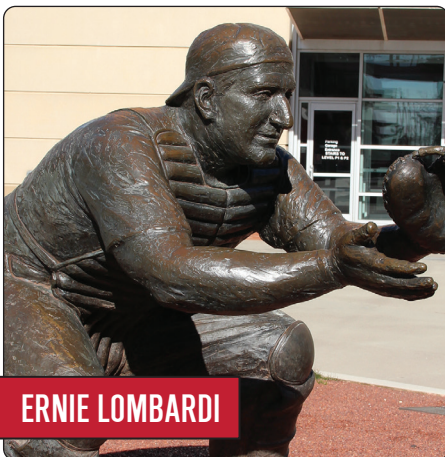
The heart and soul of Cincinnati's Big Red Machine World Series championship teams of 1975 and 1976, Tony Perez was inducted into the Reds Hall of Fame in August 1998 and into the National Baseball Hall of Fame in July 2000. He was the third member of the Big Red Machine elected to the Cooperstown Hall, joining catcher Johnny Bench (1989) and second baseman Joe Morgan (1990). A 7-time All-Star and MVP of the 1967 All-Star Game, Perez appeared in 5 World Series and 6 League Championship Series. He ranks among the Reds all-time leaders in RBI (1192, 2nd), home runs (287, 4th), total bases (3246, 4th), games (1948, 6th), at-bats (6846, 6th), hits (1934, 6th), extra-base hits (682, 6th) and doubles (339, 7th). He played 23 seasons from 1964-86 for the Reds, Expos, Red Sox and Phillies. During the 10-year span from 1967-76 he led all Major Leaguers with 1,028 RBI.

GREAT AMERICAN BALL PARK PLAYER STATUES

The home of the Reds features many visible acknowledgements of the club's rich history. Notable among them are the seven statues of Reds greats positioned near the park's entry gates. The first four statues installed at the ballpark feature players from the Crosley Field era while the others represent three of the legends from the Big Red Machine club of the 1970s. Each of the statues was created by nationally-renowned artist Tom Tsuchiya. In addition to the Reds, Mr. Tsuchiya has produced works of art for Major League Baseball, the National Baseball Hall of Fame and the National Football League.



TOM TSUCHIYA
CROSLLEY ERA STATUES

The four statues located at Great American Ball Park's Crosley Terrace main entrance represent four players that a fan vote determined best represented the Reds during the 1912–1970 Crosley Field era. The statues are positioned on a contoured field that evokes Crosley's famous outfield incline which was dubbed "the terrace." The scene depicts Joe Nuxhall pitching to Frank Robinson with Ernie Lombardi serving as Nuxhall's battery mate. Standing on-deck, awaiting his turn at the plate, is Ted Kluszewski. The Kluszewski, Nuxhall and Robinson statues were dedicated during Great American Ball Park's inaugural season in 2003. The Lombardi statue followed in 2004.


TED KLUSZEWSKI

JOE NUXHALL

ERNIE LOMBARDI

FRANK ROBINSON

BIG RED MACHINE STATUES



JOHNNY BENCH

Dedicated by the Reds Hall of Fame and Museum in 2011

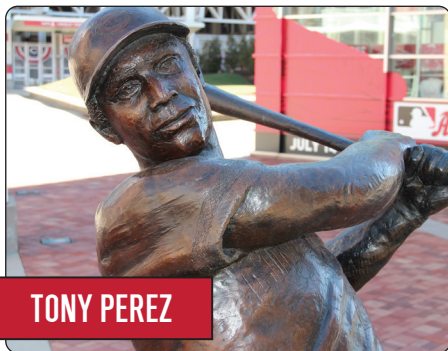
The subject of the first statue commissioned by the Reds Hall of Fame was Johnny Bench, the Big Red Machine's catcher who has been called "Baseball's Greatest Catcher." Known for having one of the most powerful throwing arms in the history of the game, the statue depicts Bench in the act of gunning down a runner trying to steal a base. The statue is located in the Hall of Fame Breezeway, just outside the main entrance to the Reds Hall of Fame on the West side of Great American Ball Park.



JOE MORGAN

Dedicated by the Reds Hall of Fame and Museum in 2013

Located at the corner of Joe Nuxhall Way and Second Street on the northwest corner of Great American Ball Park, the Joe Morgan statue captures the Reds' modern era leader in career stolen bases as he breaks for second base on a steal attempt. Possessing a combination of power, speed and superlative defensive skills, Morgan is widely considered to be the best second baseman in baseball history.



TONY PEREZ

Dedicated by the Reds Hall of Fame and Museum in 2015

One of the most beloved players in Reds history, Tony Perez was one of the great clutch hitters of his era and was the Big Red Machine's most reliable run producer. Perez's statue depicts "The Big Dog" in the follow-through of his home run swing in the seventh game of the 1975 World Series. Perez's home run sparked the Reds' comeback in the decisive contest that ended with the Reds clinching the first of back-to-back World Championships. The statue is located on Joe Nuxhall Way, near the entrance to the Reds Team Shop. Mounted atop the building directly across the street from the statue is a baseball that appears to be soaring over the building, just as Perez's World Series home run flew over the top of Fenway Park's "Green Monster" in 1975.



PETE ROSE

Dedicated by the Reds Hall of Fame and Museum in 2017

The fourth and final statue in the Big Red Machine series that began with the dedication of the Johnny Bench statue in 2011, the Pete Rose statue was dedicated in 2017 and is adjacent to the Tony Perez statue at the entrance to Great American Ball Park. This tribute to the Cincinnati native and all-time career hits leader depicts Rose in his trademark head first slide. Engineers from GE Aviation were enlisted to construct a special internal frame that allows the statue to accurately depict Rose "in flight."

REDS AWARD WINNERS
BBWAA Awards, National Chapter
MOST VALUABLE PLAYER

Ernie Lombardi 1938	Pete Rose 1973
Bucky Walters 1939	Joe Morgan 1975
Frank McCormick ... 1940	Joe Morgan 1976
Frank Robinson 1961	George Foster 1977
Johnny Bench 1970	Barry Larkin 1995
Johnny Bench 1972	Joey Votto 2010

CY YOUNG

Trevor Bauer 2020

ROOKIE OF THE YEAR

Frank Robinson 1956	Pat Zachry 1976
Pete Rose 1963	Chris Sabo 1988
Tommy Helms 1966	Scott Williamson 1999
Johnny Bench 1968	Jonathan India 2021

MANAGER OF THE YEAR

Jack McKeon 1999

Louisville Slugger Silver Slugger Award

1981 George Foster, Dave Concepcion	1995 Barry Larkin
1982 Dave Concepcion	1996 Barry Larkin
1985 Dave Parker	1998 Barry Larkin
1986 Dave Parker	1999 Barry Larkin
1987 Eric Davis	2005 Felipe Lopez
1988 Barry Larkin	2011 Brandon Phillips
1989 Eric Davis, Barry Larkin	2012 Jay Bruce
1990 Barry Larkin	2013 Jay Bruce
1991 Barry Larkin	2021 Nick Castellanos
1992 Barry Larkin	

Rawlings Gold Glove Award

1957 Roy McMillan	1977 Johnny Bench, Joe Morgan
1958 Frank Robinson, Harvey Haddix, Roy McMillan	Cesar Geronimo, Dave Concepcion
1959 Roy McMillan	1979 Dave Concepcion
1961 Vada Pinson	1987 Eric Davis
1963 Johnny Edwards	1988 Eric Davis
1964 Johnny Edwards	1989 Eric Davis
1965 Leo Cardenas	1994 Barry Larkin
1968 Johnny Bench	1995 Barry Larkin
1969 Pete Rose, Johnny Bench	1996 Barry Larkin
1970 Pete Rose, Tommy Helms, Johnny Bench	1998 Bret Boone
1971 Tommy Helms, Johnny Bench	1999 Pokey Reese
1972 Johnny Bench	2000 Pokey Reese
1973 Johnny Bench, Joe Morgan	2008 Brandon Phillips
1974 Johnny Bench, Joe Morgan, Cesar Geronimo, Dave Concepcion	2010 Brandon Phillips, Bronson Arroyo, Scott Rolen
1975 Johnny Bench, Joe Morgan, Cesar Geronimo, Dave Concepcion	2011 Brandon Phillips, Joey Votto
1976 Johnny Bench, Joe Morgan Cesar Geronimo, Dave Concepcion	2013 Brandon Phillips
	2017 Tucker Barnhart
	2020 Tucker Barnhart

Miscellaneous Awards
The Associated Press
Manager of the Year

Fred Hutchinson 1961
Sparky Anderson 1972
Sparky Anderson 1975
Jack McKeon 1999

Hank Aaron Award

 Joey Votto 2010
 Presented by the Commissioner to the best hitter in each league.

Players Choice Awards

 Trevor Bauer, Outstanding Pitcher ... 2020
 Jonathan India, Outstanding Rookie . 2021

Roloids Relief Man

Rawly Eastwick 1976
John Franco 1988
Jeff Brantley 1996
Jeff Shaw 1997

MLB Comeback Player of the Year

Alex Johnson 1968
Bobby Tolan 1972
Ron Gant 1995
Eric Davis 1996
Ken Griffey Jr. 2005

The Hutch Award

Pete Rose 1968
Bobby Tolan 1972
Gary Nolan 1975
Johnny Bench 1981
Ron Oester 1988
Sean Casey 1999

Presented to the player who "best exemplifies the character and fighting spirit of the late Fred Hutchinson... who overcomes any form of adversity."

POWEL CROSLY JR. AWARD

The Powel Crosley Jr. Award honors individuals who have exemplified the Crosley spirit of dedication and devotion to the ongoing success of the Cincinnati Reds during extended careers of service to and achievement with the club. The contributions of these individuals have been vital to the Reds organization sustaining its position of prominence and respect in the game of baseball and the community.

2008 RECIPIENTS

 Sheldon "Chief" Bender (1967-2005)
 Gene Bennett (1957-2010)
 Bernie Stowe (1947-2016)

2010 RECIPIENTS

Louis & Louise Nippert (1966-2012)

2014 RECIPIENT

Chuck Harmon (1954-present)

The Sportings News Awards

Manager of the Year

Bill McKechnie 1940
 Birdie Tebbetts 1956

Executive of the Year

Warren Giles 1938
 Gabe Paul 1956
 Bob Howsam 1973
 Bob Quinn 1990
 Walt Jocketty 2010

Most Valuable Player

Ernie Lombardi 1938
 Bucky Walters 1939
 Frank McCormick 1940

Player of the Year

Johnny Vander Meer 1938
 Johnny Bench 1970
 Joe Morgan 1975
 Joe Morgan 1976

NL Player of the Year

Frank Robinson 1961
 Pete Rose 1968
 Johnny Bench 1970
 Joe Morgan 1975
 George Foster 1976
 George Foster 1977

Rookie of the Year

Frank Robinson 1956
 Ken Hunt 1961
 Pete Rose 1963
 Billy McCool 1964
 Tommy Helms 1966
 Lee May 1967
 Johnny Bench 1968
 Bernie Carbo 1970
 Tom Browning 1985
 Jonathan India 2021

Fireman of the Year

Ted Abernathy 1967
 Wayne Granger 1969
 Wayne Granger 1970
 Clay Carroll 1972
 Rawly Eastwick 1976
 Tome Hume 1980
 John Franco 1988

BBWAA Awards, Cincinnati Chapter

Most Valuable Player, Ernie Lombardi Award

1955 Wally Post, OF	1972 Johnny Bench, C	1989 Eric Davis, OF	2006 Rich Aurilia, INF
1956 Roy McMillan, SS	1973 Pete Rose, OF	1990 Barry Larkin, SS	2007 Brandon Phillips, 2B
1957 Don Hoak, 3B	1974 Joe Morgan, 2B	1991 Barry Larkin, SS	2008 Joey Votto, 1B
1958 Johnny Temple, 1B	1975 Joe Morgan, 2B	1992 Bip Roberts, INF	2009 Brandon Phillips, 2B
1959 Frank Robinson, 1B	1976 Joe Morgan, 2B	1993 Joe Oliver, C	2010 Joey Votto, 1B
1960 Eddie Kasko, 3B	1977 George Foster, OF	1994 Hal Morris, 1B	2011 Joey Votto, 1B
1961 Frank Robinson, OF	1978 Pete Rose, 3B	1995 Barry Larkin, SS	2012 Brandon Phillips, 2B
1962 Frank Robinson, OF	1979 Ray Knight, 3B	1996 Barry Larkin, SS	2013 Shin-Soo Choo, CF
1963 Jim Maloney, P	1980 Ken Griffey, OF	1997 Willie Greene, 3B	2014 Johnny Cueto, RHP
1964 Frank Robinson, OF	1981 Dave Concepcion, SS	1998 Bret Boone, 2B	2015 Joey Votto, 1B
1965 Deron Johnson, 3B	1982 Mario Soto, P	1999 Greg Vaughn, OF	2016 Joey Votto, 1B
1966 Pete Rose, 2B	1983 Mario Soto, P	2000 Danny Graves, P	2017 Joey Votto, 1B
1967 Tony Perez, 3B	1984 Dave Parker, OF	2001 Dmitri Young, OF	2018 Eugenio Suárez, 3B
1968 Pete Rose, OF	1985 Dave Parker, OF	2002 Aaron Boone, 3B	2019 Eugenio Suárez, 3B
1969 Pete Rose, OF	1986 Dave Parker, OF	2003 Jose Guillen, OF	2020 Trevor Bauer, RHP
1970 Johnny Bench, C	1987 Eric Davis, OF	2004 Sean Casey, 1B	2021 Nick Castellanos, RF
1971 Lee May, 1B	1988 Danny Jackson, P	2005 Ken Griffey Jr., CF	2022 Kyle Farmer, INF

Outstanding Pitcher, Johnny Vander Meer Award

1969 Wayne Granger	1984 Mario Soto	1997 Jeff Shaw	2010 Bronson Arroyo
1970 Jim Merritt	1985 Tom Browning	1998 Pete Harnisch	2011 Johnny Cueto
1971 Don Gullett	1986 John Franco	1999 Pete Harnisch	2012 Johnny Cueto
1972 Clay Carroll	1987 John Franco	2000 Danny Graves	2013 Mat Latos
1973 Jack Billingham	1988 Danny Jackson	2001 Scott Sullivan	2014 Johnny Cueto
1974 Don Gullett	1989 Tom Browning	2002 Jimmy Haynes	2015 Aroldis Chapman
1975 Don Gullett	1990 Jose Rijo	2003 Chris Reitsma	2016 Dan Straily
1978 Doug Bair	1991 Jose Rijo	2004 Paul Wilson	2017 Raisel Iglesias
1979 Tom Hume	1992 Jose Rijo	2005 Aaron Harang	2018 Jared Hughes
1980 Mario Soto	1993 Jose Rijo	2006 Bronson Arroyo	2019 Sonny Gray
1981 Tom Seaver	1994 Jeff Brantley	2007 Aaron Harang	2020 Trevor Bauer
1982 Mario Soto	1995 Pete Schourek	2008 Edinson Volquez	2021 Wade Miley
1983 Mario Soto	1996 Jeff Brantley	2009 Bronson Arroyo	2022 Alexis Díaz

Joe Nuxhall Good Guy Award

1991 Todd Benzinger	1999 Sean Casey	2007 Scott Hatteberg	2015 Todd Frazier
1992 Jose Rijo	2000 Steve Parrish	2008 Aaron Harang	2016 Tucker Barnhart
1993 Tim Belcher	2001 Dmitri Young	2009 Bronson Arroyo	2017 Eugenio Suárez
1994 Kevin Mitchell	2002 Jose Rijo	2010 Scott Rolen	2018 Jared Hughes
1995 Bret Boone	2003 Austin Kearns	2011 Bronson Arroyo	2019 Tucker Barnhart
1996 Jeff Brantley	2004 Sean Casey	2012 Bronson Arroyo	2020 Amir Garrett
1997 Joe Oliver	2005 Ken Griffey Jr.	2013 Jay Bruce	2021 Joey Votto
1998 Eddie Taubensee	2006 Bronson Arroyo	2014 Brayton Pena	2022 Kyle Farmer

Major League All-Star Game Selections

1933	Chick Hafey	1968	Johnny Bench, Leo Cardenas, Tommy Helms, Tony Perez, Pete Rose	1998	Bret Boone, Jeff Shaw *
1934	No Reds Selected			1999	Barry Larkin, Sean Casey, Scott Williamson
1935	Paul Derringer	1969	Johnny Bench, Lee May, Tony Perez, Pete Rose	2000	Ken Griffey Jr., Danny Graves, Barry Larkin
1936	Ernie Lombardi, Lew Riggs	1970	Johnny Bench, Jim Merritt, Tony Perez, Pete Rose, Wayne Simpson	2001	Sean Casey
1937	Ernie Lombardi, Lee Grissom	1971	Johnny Bench, Clay Carroll, Lee May, Pete Rose	2002	Adam Dunn
1938	Ernie Lombardi, Paul Derringer, Ival Goodman, Frank McCormick, Johnny Vander Meer	1972	Johnny Bench, Clay Carroll, Gary Nolan, Joe Morgan	2003	Aaron Boone
1939	Ernie Lombardi, Paul Derringer, Paul Derringer, Lonny Frey, Ival Goodman, Frank McCormick, Bucky Walters, Johnny Vander Meer	1973	Johnny Bench, Jack Billingham, Dave Concepcion, Joe Morgan, Pete Rose	2004	Ken Griffey Jr., Danny Graves, Barry Larkin, Sean Casey
1940	Ernie Lombardi, Paul Derringer, Frank McCormick, Bucky Walters	1974	Johnny Bench, Joe Morgan, Tony Perez, Pete Rose	2005	Felipe Lopez
1941	Paul Derringer, Lonny Frey, Bucky Walters, Frank McCormick	1975	Johnny Bench, Dave Concepcion, Joe Morgan, Tony Perez, Pete Rose	2006	Bronson Arroyo
1942	Paul Derringer, Frank McCormick, Ray Starr, Johnny Vander Meer, Bucky Walters	1976	Johnny Bench, Dave Concepcion, George Foster, Ken Griffey, Joe Morgan, Tony Perez, Pete Rose	2007	Ken Griffey Jr.
1943	Lonny Frey, Eddie Miller, Frank McCormick, Johnny Vander Meer	1977	Johnny Bench, Tom Seaver, Dave Concepcion, George Foster, Ken Griffey, Joe Morgan, Pete Rose	2008	Edinson Volquez
1944	Frank McCormick, Ray Mueller, Bucky Walters, Eddie Miller	1978	Johnny Bench, Dave Concepcion, George Foster, Joe Morgan, Pete Rose, Tom Seaver	2009	Francisco Cordero
1945	Frank McCormick	1979	Johnny Bench, Dave Concepcion, George Foster, Mike LaCoss, Joe Morgan	2010	Brandon Phillips, Scott Rolen, Arthur Rhodes, Joey Votto
1946	Ewell Blackwell, Ray Lamanno, Eddie Miller	1980	Johnny Bench, Dave Concepcion, Ken Griffey, Ray Knight	2011	Jay Bruce, Brandon Phillips Scott Rolen, Joey Votto
1947	Ewell Blackwell, Bert Haas, Eddie Miller	1981	Dave Concepcion, George Foster, Tom Seaver	2012	Jay Bruce, Aroldis Chapman Joey Votto
1948	Ewell Blackwell	1982	Dave Concepcion, Tom Hume, Mario Soto	2013	Joey Votto, Brandon Phillips, Aroldis Chapman
1949	Ewell Blackwell, Walker Cooper	1983	Johnny Bench, Mario Soto	2014	Todd Frazier, Devin Mesoraco, Aroldis Chapman, Johnny Cueto, Alfredo Simon
1950	Ewell Blackwell, Johnny Wrostek	1984	Mario Soto	2015	Todd Frazier, Aroldis Chapman
1951	Ewell Blackwell, Johnny Wrostek	1985	Dave Parker, Pete Rose	2016	Jay Bruce, Adam Duvall
1952	Grady Hatton	1986	John Franco, Dave Parker	2017	Zack Cozart, Joey Votto
1953	Gus Bell, Ted Kluszewski	1987	Eric Davis, Bo Diaz, John Franco	2018	Joey Votto, Scooter Gennett, Eugenio Suárez
1954	Gus Bell, Ted Kluszewski	1988	Danny Jackson, Barry Larkin, Chris Sabo	2019	Luis Castillo, Sonny Gray
1955	Smoky Burgess, Joe Nuxhall, Ted Kluszewski	1989	Eric Davis, John Franco, Barry Larkin	2020	No Game, COVID-19 pandemic
1956	Ed Bailey, Gus Bell, Ted Kluszewski, Roy McMillan, Brooks Lawrence, Joe Nuxhall, Frank Robinson, Johnny Temple	1990	Jack Armstrong, Rob Dibble, Barry Larkin, Randy Myers, Chris Sabo	2021	Nick Castellanos, Jesse Winker
1957	Ed Bailey, Gus Bell, Don Hoak, Roy McMillan, Frank Robinson, Johnny Temple	1991	Tom Browning, Rob Dibble, Barry Larkin, Paul O'Neill, Chris Sabo	2022	Luis Castillo
1958	George Crowe, Bob Purkey	1992	Bip Roberts, Norm Charlton		
1959	Vada Pinson, Frank Robinson, Johnny Temple	1993	Roberto Kelly, Barry Larkin		
1960	Ed Bailey, Bill Henry, Vada Pinson	1994	Barry Larkin, Jose Rijo		
1961	Joey Jay, Eddie Kasko, Bob Purkey, Frank Robinson	1995	Ron Gant, Barry Larkin, Reggie Sanders, John Smiley		
1962	Bob Purkey, Frank Robinson	1996	Barry Larkin		
1963	John Edwards, Jim O'Toole	1997	Barry Larkin		
1964	Leo Cardenas, John Edwards				
1965	Leo Cardenas, John Edwards, Sam Ellis, Jim Maloney, Frank Robinson, Pete Rose				
1966	Leo Cardenas, Billy McCool				
1967	Tommy Helms, Tony Perez, Pete Rose				

* Jeff Shaw was selected as a Red but was traded to the Dodgers prior to the 1998 All-Star Game.

Reds' All-Star Game Managers & Coaches

Sparky Anderson *1971, *1973, 1974, *1976, *1977	Bill McKechnie 1938, *1940, *1941, 1942, 1946	Bryan Price 2015
Dave Bristol 1968, 1969	Jack McKeon 1999	Dick Sisler 1965
Charley Dressen 1935, 1937	John McNamara 1980, 1982	Birdie Tebbetts 1956
Fred Hutchinson .. 1960, *1962/g2, 1964	Jerry Narron 2006	Bucky Walters 1949
	Lou Piniella *1991	<small>* Managed National League All-Star team</small>

Sporting News All-Star Teams

1938 Johnny Vander Meer	1970 Tony Perez, Bobby Tolan, Johnny Bench, Jim Merritt	1986 Dave Parker
1939 Bucky Walters	1971 Lee May	1987 Eric Davis
1940 Frank McCormick, Bucky Walters, Paul Derringer	1972 Joe Morgan, Johnny Bench	1988 Barry Larkin, Danny Jackson
1947 Ewell Blackwell	1973 Tony Perez, Pete Rose, Johnny Bench	1989 Eric Davis
1954 Ted Kluszewski	1974 Joe Morgan, Don Gullett, Dave Concepcion, Johnny Bench	1990 Barry Larkin
1955 Ted Kluszewski	1975 Joe Morgan, Johnny Bench	1991 Barry Larkin, Jose Rijo
1956 Ted Kluszewski	1976 Joe Morgan, Ken Griffey, Dave Concepcion, George Foster	1992 Barry Larkin
1961 Frank Robinson, Joey Jay	1977 Joe Morgan, George Foster	1993 Barry Larkin
1962 Frank Robinson, Bob Purkey	1978 Pete Rose, George Foster	1994 Barry Larkin
1963 John Edwards	1981 Dave Concepcion, George Foster	1995 Barry Larkin, Reggie Sanders, Pete Schourek
1965 Pete Rose, Deron Johnson	1985 Dave Parker	1996 Barry Larkin
1966 Pete Rose		1999 Barry Larkin
1968 Tommy Helms, Pete Rose, Johnny Bench		2005 Ken Griffey Jr., Felipe Lopez
1969 Johnny Bench		2010 Joey Votto
		2011 Brandon Phillips



NL Player/Pitchers of the Month

1961	Frank Robinson	July	1981	Dave Concepcion	April	2005	Adam Dunn	July
	Joey Jay	May		Tom Seaver	September	2011	Jay Bruce	May
	Jim O'Toole	September	1983	Joe Price	July	2018	Scooter Gennett	May
1962	Bob Purkey	May	1985	Dave Parker	May	2019	Luis Castillo	March/April
1964	Frank Robinson	August	1986	Eric Davis	July		Aristides Aquino	August
1965	Pete Rose	July		Bill Gullickson	August		Eugenio Suárez	September
1966	Pete Rose	August	1987	Eric Davis	April	2020	Trevor Bauer	September
1968	Pete Rose	July		Eric Davis	May	2021	Joey Votto	July
1973	Pete Rose	July		Bo Diaz	July			
1974	Don Gullett	July	1988	John Franco	July			
1975	Joe Morgan	April		Eric Davis	August			
	Joe Morgan	June		Danny Jackson	August			
	Tony Perez	August	1989	Tom Browning	August			
1976	George Foster	May	1990	Jack Armstrong	May			
	George Foster	July	1991	Barry Larkin	June			
	Joe Morgan	August		Rob Dibble	June			
1977	George Foster	June	1992	Jose Rijo	September			
	George Foster	August	1997	Kent Mercker	June			
	Tom Seaver	August		Jeff Shaw	September			
1978	Pete Rose	July	1999	Denny Neagle	September			
1979	George Foster	April		Greg Vaughn	September			

NL Rookies of the Month

2001	*Adam Dunn	August
2002	Austin Kearns	May
2007	Josh Hamilton	April
2008	Joey Votto	September
2012	Todd Frazier	August
2014	Billy Hamilton	June
2019	Aristides Aquino	August
2021	Jonathan India	July

* Co-Player with Hou's Roy Oswalt

REDS HOME OPENING DAY RESULTS

Date	Opponent	W-L	Score	Winning Pitcher	Losing Pitcher	Record
4-25-1876	St. Louis	W	2-1	Cherokee Fisher	George Bradley	1-0
5-14-77*	Louisville	L	6-24	Jim Devlin	Bobby Matthews	1-1
5-1-78	Milwaukee	W	6-4	Will White	Sam Weaver	2-1
5-1-79	Troy	W	7-5	Will White	George Bradley	3-1
5-1-80	Chicago	L	3-4	Larry Corcoran	Will White	3-2
Cincinnati not a member of National League from 1881-1889						
4-19-90	Chicago	L	4-5	Bill Hutchinson	Jesse Duryea	3-3
4-22-91	Cleveland	L	3-6	Cy Young	Tony Mullane	3-4
4-12-92	Pittsburgh	L	5-7	Mark Baldwin	Tony Mullane	3-5
4-27-93	Chicago	W	10-1	Tony Mullane	Wee Willie McGill	4-5
4-20-94	Chicago	W	10-6	Tom Parrott	Bill Hutchinson	5-5
4-18-95	Cleveland	W	10-8	Frank Dwyer	Mike Sullivan	6-5
4-16-96	Pittsburgh	L	1-9	Pink Hawley	Billy Rhines	6-6
4-22-97	Chicago	W	8-7	Billy Rhines	Clark Griffith	7-6
4-15-98	Cleveland	W	3-2	Ted Breitenstein	Cy Young	8-6
4-15-99	Pittsburgh	L	2-5	Jesse Tannehill	Pink Hawley	8-7
4-19-1900	Chicago	L	10-13	Jock Menefee	Ed Scott	8-8
4-20-01	Pittsburgh	L	2-4	Sam Leever	Noodles Hahn	8-9
4-17-02	Chicago	L	1-6	Jack Taylor	Len Swormstedt	8-10
4-16-03	Pittsburgh	L	1-7	Deacon Phillippe	Jack Harper	8-11
4-14-04	Chicago	W	3-2	Jack Sutthoff	Jake Weimer	9-11
4-14-05	Pittsburgh	L	4-9	Pat Flaherty	Jack Harper	9-12
4-12-06	Chicago	L	2-7	Carl Lundgren	Orval Overall	9-13
4-11-07	Pittsburgh	W	4-3	Bob Ewing	Lefty Leiffeld	10-13
4-14-08	Chicago	L	5-6	Orval Overall	Billy Campbell	10-14
4-14-09	Pittsburgh	L	0-3	Howard Camnitz	Art Fromme	10-15
4-14-10	Chicago	W	1-0	Fred Beebe	Orval Overall	11-15
4-12-11	Pittsburgh	L	0-14	Babe Adams	Art Fromme	11-16
4-11-12*	Chicago	W	10-6	Bert Humphries	King Cole	12-16
4-12-13	Pittsburgh	L	2-9	Babe Adams	Art Fromme	12-17
4-14-14	Chicago	W	10-1	Rube Benton	Larry Cheney	13-17
4-14-15	Pittsburgh	L	2-9	George McQuillan	Leon Ames	13-18
4-12-16	Chicago	L	1-7	George McConnell	Fred Toney	13-19
4-11-17	St. Louis	W	3-1	Pete Schneider	Lee Meadows	14-19
4-16-18	Pittsburgh	W	2-0	Pete Schneider	Wilbur Cooper	15-19
4-23-19	St. Louis	W	6-2	Dolf Luque	Bill Sherdel	16-19
4-14-20	Chicago	W	7-3	Dutch Ruether	Grover Alexander	17-19
4-13-21	Pittsburgh	W	5-3	Dolf Luque	Babe Adams	18-19
4-12-22	Chicago	L	3-7	Grover Alexander	Eppa Rixey	18-20
4-17-23	St. Louis	W	3-2 (11)	Pete Donohue	Lester Sell	19-20
4-15-24	Pittsburgh	W	6-5	Tom Sheehan	Lee Meadows	20-20
4-14-25	St. Louis	W	4-0	Pete Donohue	Jesse Haines	21-20
4-13-26	Chicago	W	7-6 (10)	Jackie May	Sheriff Blake	22-20
4-12-27	Pittsburgh	L	1-2	Ray Kremer	Pete Donohue	22-21
4-11-28	Chicago	W	5-1	Dolf Luque	Charlie Root	23-21
4-16-29	St. Louis	L	2-5	Grover Alexander	Red Lucas	23-22
4-15-30	Pittsburgh	L	6-7	Steve Swetonic	Red Lucas	23-23
4-14-31	St. Louis	L	3-7	Flint Rhem	Larry Benton	23-24
4-12-32	Chicago	W	5-4	Larry Benton	Guy Bush	24-24
4-12-33	Pittsburgh	L	1-4	Bill Swift	Si Johnson	24-25
4-17-34	Chicago	L	0-6	Lon Warneke	Si Johnson	24-26
4-16-35	Pittsburgh	L	6-12	Waite Hoyt	Tony Freitas	24-27
4-14-36	Pittsburgh	L	6-8	Waite Hoyt	Paul Derringer	24-28
4-20-37	St. Louis	L	0-2 (10)	Dizzy Dean	Peaches Davis	24-29
4-19-38	Chicago	L	7-8	Charlie Root	Peaches Davis	24-30
4-17-39	Pittsburgh	L	5-7	Cy Blanton	Bucky Walters	24-31
4-16-40	Chicago	W	2-1	Paul Derringer	Bill Lee	25-31
4-15-41	St. Louis	L	3-7	Lon Warneke	Paul Derringer	25-32
4-14-42	Pittsburgh	L	2-4	Max Butcher	Bucky Walters	25-33
4-21-43	St. Louis	W	1-0 (11)	J. Vander Meer	Mort Cooper	26-33
4-18-44	Chicago	L	0-3	Hank Wyse	Bucky Walters	26-34
4-17-45	Pittsburgh	W	7-6 (11)	Hod Lisenbee	Rip Sewell	27-34
4-16-46	Chicago	L	3-4	Ray Prim	Ed Heusser	27-35
4-15-47	St. Louis	W	3-1	Ewell Blackwell	Howie Pollet	28-35
4-19-48	Pittsburgh	W	4-1	Ewell Blackwell	Hal Gregg	29-35
4-19-49	St. Louis	W	3-1	Ken Raffensberger	Harry Brecheen	30-35
4-18-50	Chicago	L	6-9	John Schmitz	K. Raffensberger	30-36
4-16-51	Pittsburgh	L	3-4	Cliff Chambers	Ewell Blackwell	30-37
4-15-52	Chicago	L	5-6 (10)	Joe Hatten	Frank Hiller	30-38
4-13-53	Milwaukee	L	0-2	Max Surkont	Bud Podbielan	30-39
4-13-54	Milwaukee	W	9-8	Joe Nuxhall	Chet Nichols	31-39
4-11-55	Chicago	L	5-7	Sam Jones	Art Fowler	31-40

Date	Opponent	W-L	Score	Winning Pitcher	Losing Pitcher	Record
4-17-56	St. Louis	L	2-4	Wilmer Mizell	Joe Nuxhall	31-41
4-16-57	St. Louis	L	4-13	Herm Wehmeier	John Klippstein	31-42
4-15-58	Philadelphia	L	4-5	Ray Semproch	Bill Wight	31-43
4-9-59	Pittsburgh	W	4-1	Bob Purkey	Ronnie Kline	32-43
4-12-60	Philadelphia	W	9-4	Brooks Lawrence	Robin Roberts	33-43
4-11-61	Chicago	W	7-1	Jim O'Toole	Glen Hobbie	34-43
4-9-62	Philadelphia	L	4-12	Art Mahaffey	Joey Jay	34-44
4-8-63	Pittsburgh	W	5-2	Jim O'Toole	Earl Francis	35-44
4-13-64	Houston	L	3-6	Ken Johnson	Jim Maloney	35-45
4-12-65	Milwaukee	L	2-4	Tony Cloninger	Jim O'Toole	35-46
4-22-66#	Philadelphia	L	7-9	Darold Knowles	Don Nottebart	35-47
4-10-67	Los Angeles	W	6-1	Jim Maloney	Bob Miller	36-47
4-10-68	Chicago	W	9-4	Milt Pappas	Joe Niekro	37-47
4-7-69	Los Angeles	L	2-3	Don Drysdale	Gary Nolan	37-48
4-6-70	Montreal	W	5-1	Jim Merritt	Joe Sparna	38-48
4-5-71	Atlanta	L	4-7	Cecil Upshaw	Wayne Granger	38-49
4-15-72	Los Angeles	L	1-3	Don Sutton	Jack Billingham	38-50
4-5-73	San Francisco	L	1-4	Juan Marichal	Don Gullett	38-51
4-4-74	Atlanta	W	7-6 (11)	Clay Carroll	Buzz Capra	39-51
4-7-75	Los Angeles	W	2-1 (14)	Pat Darcy	Charlie Hough	40-51
4-8-76	Houston	W	11-5	Gary Nolan	J.R. Richard	41-51
4-6-77	San Diego	W	5-3	Woodie Fryman	Randy Jones	42-51
4-6-78	Houston	W	11-9	Pedro Borbon	J.R. Richard	43-51
4-4-79	San Francisco	L	5-11	Vida Blue	Tom Seaver	43-52
4-9-80	Atlanta	W	9-0	Frank Pastore	Phil Niekro	44-52
4-8-81	Philadelphia	W	3-2	Tom Hume	Sparky Lyle	45-52
4-5-82	Chicago	L	2-3 (8)	Doug Bird	Mario Soto	45-53
4-4-83	Atlanta	W	5-4	Mario Soto	Steve Bedrosian	46-53
4-2-84	New York	W	8-1	Mario Soto	Mike Torrez	47-53
4-8-85	Montreal	W	4-1	Mario Soto	Steve Rogers	48-53
4-7-86	Philadelphia	W	7-4	Mario Soto	Steve Carlton	49-53
4-6-87	Montreal	W	11-5	Bill Landrum	Floyd Youmans	50-53
4-4-88	St. Louis	W	5-4 (12)	Pat Perry	Bob Forsch	51-53
4-3-89	Los Angeles	W	6-4	Danny Jackson	Tim Belcher	52-53
4-17-90@	San Diego	W	2-1	Tom Browning	Andy Benes	53-53
4-8-91	Houston	W	6-2	Tom Browning	Mike Scott	54-53
4-6-92	San Diego	L	3-4	Jose Melendez	Jose Rijo	54-54
4-5-93	Montreal	W	2-1	Jose Rijo	Dennis Martinez	55-54
4-3-94	St. Louis	L	4-6	Bob Tewksbury	Jose Rijo	55-55
4-26-95	Chicago	L	1-7	Jim Bullinger	Jose Rijo	55-56
4-2-96^	Montreal	W	4-1	Pete Schourek	Jeff Fassero	56-56
4-1-97	Colorado	W	11-4	John Smiley	Kevin Ritz	57-56
3-31-98	San Diego	L	2-10	Kevin Brown	Mike Remlinger	57-57
4-5-99	San Francisco	L	8-11	Allen Embree	John Hudek	57-58
4-3-2000	Milwaukee	T	3-3 (5.1)	(Scott Sullivan)	(Steve Woodard)	57-58-1
4-2-01	Atlanta	L	4-10	Marc Valdes	Dennys Reyes	57-59-1
4-1-02	Chicago	W	5-4	Danny Graves	Jeff Fassero	58-59-1
3-31-03%*	Pittsburgh	L	1-10	Kris Benson	Jimmy Haynes	58-60-1
4-5-04	Chicago	L	4-7	Kerry Wood	Cory Lidle	58-61-1
4-4-05	New York	W	7-6	Danny Graves	Braden Looper	59-61-1
4-3-06	Chicago	L	7-16	Will Ohman	Aaron Harang	59-62-1
4-2-07	Chicago	W	5-1	Aaron Harang	Carlos Zambrano	60-62-1
3-31-08	Arizona	L	2-4	Brandon Webb	Aaron Harang	60-63-1
4-6-09	New York	L	1-2	Johan Santana	Aaron Harang	60-64-1
4-5-10	St. Louis	L	6-11	Chris Carpenter	Aaron Harang	60-65-1
3-31-11	Milwaukee	W	7-6	Logan Ondrusek	John Axford	61-65-1
4-5-12	Miami	W	4-0	Johnny Cueto	Mark Buehrle	62-65-1
4-1-13	Los Angeles (AL)	L	1-3 (13)	Mark Lowe	J.J. Hoover	62-66-1
3-31-14	St. Louis	L	0-1	Adam Wainwright	Johnny Cueto	62-67-1
4-6-15	Pittsburgh	W	5-2	Jumbo Diaz	Tony Watson	63-67-1
4-4-16	Philadelphia	W	6-2	Ross Ohlendorf	David Hernandez	64-67-1
4-3-17	Philadelphia	L	3-4	Jeremy Hellickson	Scott Feldman	64-68-1
3-30-18^^	Washington	L	0-2	Max Scherzer	Homer Bailey	64-69-1
3-28-19	Pittsburgh	W	5-3	Zach Duke	Jameson Taillon	65-69-1
7-24-20**	Detroit	W	7-1	Sonny Gray	Matthew Boyd	66-69-1
4-1-21	St. Louis	L	6-11	Giovanny Gallegos	Luis Castillo	66-70-1
4-12-22@@	Cleveland	L	5-10	Trevor Stephan	Hunter Strickland	66-71-1

+Home opener. Original Opening Day game vs Louisville (May 3) rained out. Reds opened on the road at Louisville, May 10, and won, 15-9. *First game played at Redland Field (later Crosley Field); #Home opener. Original Opening series vs New York Mets (Apr. 11-12-13) rained out. Reds opened on the road at Philadelphia, Apr. 15, and lost, 4-3; @Home opener. Reds opened on road (because of labor dispute) at Houston, April 9, and won, 8-4; ^Opening Day postponed on 4/1 due to the death of home plate umpire John McSherry. %First game played at Great American Ball Park. ^^ Rained out on 3/29. ** The start of the 60-game season delayed by a global pandemic caused by the COVID-19 virus. @@Home opener. Reds opened on the road because of a labor dispute. Won, 6-3, on April 7 at Atlanta.

REDS OPENING DAY STARTING LINEUPS SINCE 1900

1900
 Barrett.....RF
 Corcoran.....SS
 McBride.....CF
 E. Smith.....LF
 Beckley.....1B
 Steinfeldt.....2B
 Irwin.....3B
 Peitz.....C
 B. Phillips.....P

1901
 Dobbs.....CF
 Harley.....LF
 Beckley.....1B
 Crawford.....RF
 Magoon.....2B
 Irwin.....3B
 Corcoran.....SS
 Peitz.....C
 Hahn.....P

1902
 Hoy.....CF
 Dobbs.....LF
 Beckley.....1B
 Crawford.....RF
 Beck.....2B
 Corcoran.....SS
 Steinfeldt.....3B
 Bergen.....C
 Swormstedt.....P

1903
 Kelly.....LF
 Seymour.....CF
 Donlin.....RF
 Beckley.....1B
 Morrissey.....2B
 Corcoran.....SS
 Steinfeldt.....3B
 Peitz.....C
 Sutthoff.....P

1904
 Woodruff.....2B
 Seymour.....CF
 Donlin.....LF
 Dolan.....RF
 Kelly.....1B
 Steinfeldt.....3B
 Corcoran.....SS
 Peitz.....C
 Sutthoff.....P

1905
 Huggins.....2B
 Dolan.....1B
 Seymour.....CF
 Sebring.....RF
 Odwell.....LF
 Steinfeldt.....3B
 Corcoran.....SS
 Schlei.....C
 J. Harper.....P

1906
 Huggins.....2B
 Barry.....LF
 Carr.....1B
 Seymour.....CF
 Delahanty.....3B
 Corcoran.....SS
 Odwell.....RF
 Schlei.....C
 Overall.....P

1907
 Huggins.....2B
 L. Davis.....CF
 Kane.....3B
 Ganzel.....1B
 Krueger.....LF
 M. Mitchell.....RF
 Mowrey.....SS
 Schlei.....C
 Ewing.....P

1908
 Huggins.....2B
 Lobert.....LF
 M. Mitchell.....RF
 Ganzel.....1B
 Schlei.....C
 Mowrey.....3B
 Paskert.....CF
 Ruiswitt.....SS
 Ewing.....P

1909
 Huggins.....2B
 Oakes.....CF
 Paskert.....LF
 Lobert.....3B
 M. Mitchell.....RF
 Mowrey.....SS
 Hoblitzell.....1B
 McLean.....C
 Fromme.....P

1910
 Bescher.....LF
 Lobert.....3B
 Hoblitzell.....1B
 M. Mitchell.....CF
 Egan.....2B
 McCabe.....RF
 Downey.....SS
 T. Clarke.....C
 Beebe.....P

1911
 Huggins.....2B
 Bates.....CF
 Hoblitzell.....1B
 M. Mitchell.....RF
 Grant.....3B
 Altizer.....SS
 Downey.....LF
 McLean.....C
 McQuillan.....P

1912
 Bescher.....LF
 J. Bates.....CF
 Hoblitzell.....1B
 Marsans.....RF
 Egan.....2B
 Phelan.....3B
 Esmond.....SS
 McLean.....C
 F. E. Smith.....P

1913
 Bescher.....LF
 J. Bates.....CF
 Tinker.....SS
 Hoblitzell.....1B
 Marsans.....RF
 Egan.....2B
 Grant.....3B
 T. Clarke.....C
 Fromme.....P

1914
 Moran.....RF
 Groh.....2B
 J. Bates.....CF
 Marsans.....LF
 Hoblitzell.....1B
 Niehoff.....3B
 Herzog.....SS
 T. Clarke.....C
 G. Johnson.....P

1915
 Leach.....CF
 Herzog.....SS
 Killefer.....LF
 T. Griffith.....RF
 Groh.....3B
 Olson.....2B
 Mollwitz.....1B
 Dobin.....C
 Ames.....P

1916
 Killefer.....CF
 Herzog.....SS
 K. Williams.....LF
 T. Griffith.....RF
 Groh.....3B
 Louden.....2B
 Mollwitz.....1B
 Wingo.....C
 Toney.....P

1917
 Cueto.....LF
 McKechnie.....3B
 Groh.....2B
 Chase.....1B
 Roush.....CF
 Neal.....RF
 Kopf.....SS
 Wingo.....C
 C. Mitchell.....P

1918
 Groh.....3B
 L. Magee.....2B
 Roush.....CF
 Chase.....1B
 T. Griffith.....RF
 S. Magee.....LF
 Blackburne.....SS
 N. Allen.....C
 Schneider.....P

1919
 Rath.....2B
 Neale.....RF
 Groh.....3B
 Roush.....CF
 S. Magee.....LF
 Daubert.....1B
 Kopf.....SS
 N. Allen.....C
 R. Fisher.....P

1920
 Rath.....2B
 Daubert.....1B
 Groh.....3B
 Roush.....CF
 P. Duncan.....LF
 Kopf.....SS
 Neale.....RF
 Wingo.....C
 Ruether.....P

1921
 Paskert.....RF
 Daubert.....1B
 Bohne.....3B
 P. Duncan.....LF
 See.....CF
 Fonseca.....2B
 Crane.....SS
 Wingo.....C
 Luque.....P

1922
 G. Burns.....CF
 Neale.....RF
 P. Duncan.....LF
 Bohne.....2B
 Daubert.....1B
 Caveney.....SS
 Pinelli.....3B
 Wingo.....C
 Rixey.....P

1923
 G. Burns.....CF
 G. Harper.....RF
 P. Duncan.....LF
 Fonseca.....1B
 Bohne.....2B
 Pinelli.....3B
 Caveney.....SS
 Wingo.....C
 Donohue.....P

1924
 G. Burns.....RF
 Daubert.....1B
 Roush.....CF
 P. Duncan.....LF
 Hargrave.....C
 Bohne.....2B
 Pinelli.....3B
 Caveney.....SS
 Donohue.....P

1925
 Critz.....2B
 Pinelli.....3B
 Roush.....CF
 Bressler.....1B
 C. Walker.....RF
 Zitzmann.....LF
 Caveney.....SS
 Hargrave.....C
 Donohue.....P

1926
 Bohne.....SS
 Pinelli.....3B
 Roush.....CF
 Bressler.....LF
 Pipp.....1B
 C. Walker.....RF
 Critz.....2B
 Picinich.....C
 Donohue.....P

1927
 Christenson.....CF
 Dressen.....3B
 C. Walker.....RF
 Bressler.....LF
 G. Kelly.....1B
 Hargrave.....C
 Ford.....SS
 Pittenger.....2B
 Donohue.....P

1928
 Dressen.....3B
 E. Allen.....CF
 Purdy.....LF
 G. Kelly.....1B
 C. Walker.....RF
 C. Walker.....RF
 Critz.....2B
 Ford.....SS
 Hargrave.....C
 Luque.....P

1929
 Critz.....2B
 Purdy.....LF
 G. Kelly.....1B
 C. Walker.....RF
 E. Allen.....CF
 Pittenger.....3B
 Ford.....SS
 Sukeforth.....C
 Lucas.....P

1930
 Critz2B
 CallaghanCF
 MeuselLF
 HeilmannRF
 G. Kelly1B
 Cuccinello3B
 FordSS
 GoochC
 LucasP

1935
 B. MyersSS
 ByrdLF
 Riggs3B
 Bottomley1B
 HafeyCF
 GoodmanRF
 LombardiC
 Kampouris2B
 FreitasP

1940
 Werber3B
 L. Frey2B
 GoodmanRF
 F. McCormick1B
 LombardiC
 CraftCF
 M. McCormickLF
 B. MyersSS
 DerringerP

1945
 ClayCF
 TiptonLF
 G. WalkerRF
 F. McCormick1B
 Mesner3B
 W. Williams2B
 WahlSS
 JustC
 B. WaltersP

1950
 Hatton3B
 LowreyLF
 WprostekCF
 CooperC
 LitwhilerRF
 Kluszewski1B
 Bloodworth2B
 StallcupSS
 RaffensbergerP

1955
 Temple2B
 R. McMillanSS
 G. BellCF
 Kluszewski1B
 Jablonski3B
 GreengrassLF
 E. BaileyC
 PostRF
 FowlerP

1931
 Dressen3B
 RoettgerRF
 RoushCF
 Stripp1B
 Cuccinello2B
 CullopLF
 DurocherSS
 SukeforthC
 R. BentonP

1936
 CuylerCF
 Kampouris2B
 F. HermanLF
 LombardiC
 Riggs3B
 GoodmanRF
 McQuinn1B
 B. MyersSS
 DerringerP

1941
 Werber3B
 L. Frey2B
 GleesonRF
 F. McCormick1B
 LombardiC
 RippleLF
 CraftCF
 JoostSS
 DerringerP

1946
 ClayCF
 L. Frey2B
 Hatton3B
 E. MillerSS
 Haas1B
 LibkeRF
 LukonLF
 MuellerC
 BeggsP

1951
 B. Adams2B
 UsherCF
 WprostekRF
 Kluszewski1B
 AdcockLF
 ScheffingC
 Hatton3B
 StallcupSS
 BlackwellP

1956
 Temple2B
 BurgessC
 Kluszewski1B
 PostRF
 G. BellCF
 Jablonski3B
 F. RobinsonLF
 R. McMillanSS
 NuxhallP

1932
 DouthitCF
 Gilbert3B
 F. HermanRF
 Grantham2B
 Heath1B
 LombardiC
 CrabtreeLF
 MorrisseySS
 Si JohnsonP

1937
 Outlaw3B
 H. WalkerCF
 GoodmanRF
 WeintraubLF
 LombardiC
 Scarsell1B
 Gelbert2B
 B. MyersSS
 R. DavisP

1942
 JoostSS
 L. Frey2B
 GoodmanRF
 G. WalkerLF
 F. McCormick1B
 Haas3B
 M. McCormickCF
 HemsleyC
 B. WaltersP

1947
 BaumholtzRF
 B. Adams2B
 Hatton3B
 VollmerCF
 GalanLF
 LamannoC
 Haas1B
 E. MillerSS
 BlackwellP

1952
 Hatton2B
 B. Adams3B
 WprostekRF
 AdcockLF
 Kluszewski1B
 BorkowskiCF
 SeminickC
 R. McMillanSS
 WehmeierP

1957
 F. RobinsonLF
 Hoak3B
 G. BellCF
 PostRF
 Temple2B
 Kluszewski1B
 E. BaileyC
 R. McMillanSS
 KlippsteinP

1933
 Grantham2B
 Morrissey3B
 Bottomley1B
 HafeyLF
 J. MooreCF
 LombardiC
 H. RiceRF
 DurocherSS
 Si JohnsonP

1938
 GoodmanRF
 Riggs3B
 D. CookeLF
 CraftCF
 F. McCormick1B
 LombardiC
 Kampouris2B
 B. MyersSS
 SchottP

1943
 L. Frey2B
 M. McCormickCF
 M. MarshallRF
 F. McCormick1B
 E. MillerSS
 Haas3B
 TiptonLF
 MuellerC
 Vander MeerP

1948
 BaumholtzRF
 WprostekCF
 Hatton3B
 SauerLF
 B. Young1B
 LamannoC
 B. Adams2B
 StallcupSS
 BlackwellP

1953
 Temple2B
 B. Adams3B
 M. MarshallRF
 Kluszewski1B
 GreengrassLF
 G. BellCF
 R. McMillanSS
 LandrithC
 PodbielanP

1958
 Temple2B
 PinsonRF
 F. RobinsonLF
 Bilko1B
 Hoak3B
 G. BellCF
 E. BaileyC
 R. McMillanSS
 LawrenceP

1934
 ComoroskyLF
 Koenig3B
 Piet2B
 HafeyCF
 Bottomley1B
 ShiverRF
 O'FarrellC
 SladeSS
 Si JohnsonP

1939
 Werber3B
 BergerLF
 GoodmanRF
 F. McCormick1B
 LombardiC
 CraftCF
 Joost2B
 B. MyersSS
 Vander MeerP

1944
 ClayCF
 W. Williams2B
 G. WalkerRF
 F. McCormick1B
 TiptonLF
 E. MillerSS
 Mesner3B
 MuellerC
 B. WaltersP

1949
 Hatton3B
 SyrostekCF
 LitwhilerRF
 SauerLF
 Bloodworth2B
 Kluszewski1B
 StallcupSS
 MuellerC
 RaffensbergerP

1954
 B. Adams3B
 R. McMillanSS
 G. BellCF
 Kluszewski1B
 GreengrassLF
 Temple2B
 PostRF
 SeminickC
 PodbielanP

1959
 Temple2B
 PinsonCF
 G. BellRF
 F. Robinson1B
 Thomas3B
 LynchLF
 E. BaileyC
 R. McMillanSS
 PurkeyP

1960

R. McMillanSS
 PinsonCF
 G. BellLF
 F. Robinson1B
 GonzalezRF
 E. BaileyC
 Martin2B
 Kasko3B
 BrosnanP

1965

P. Rose2B
 T. HarperLF
 PinsonCF
 F. RobinsonRF
 G. Coleman1B
 D. Johnson3B
 J. EdwardsC
 CardenasSS
 O'TooleP

1970

TolanCF
 Helms2B
 P. RoseRF
 T. Perez3B
 BenchC
 May1B
 CarboLF
 ConcepcionSS
 MerrittP

1975

RoseLF
 Morgan2B
 BenchC
 T. Perez1B
 ConcepcionSS
 GeronimoCF
 GriffeyRF
 Vukovich3B
 GullettP

1980

D. CollinsCF
 GriffeyRF
 ConcepcionSS
 FosterLF
 Driessen1B
 BenchC
 Knight3B
 Kennedy2B
 PastoreP

1985

E. DavisCF
 Rose1B
 ParkerRF
 CedenoLF
 Esasky3B
 ConcepcionSS
 Oester2B
 BilardelloC
 SotoP

1961

KaskoSS
 PinsonCF
 F. RobinsonLF
 PostRF
 Freese3B
 E. BaileyC
 G. Coleman1B
 Baumer2B
 O'TooleP

***1966**

T. HarperRF
 P. Rose3B
 PinsonCF
 G. Coleman1B
 D. JohnsonLF
 PavletichC
 CardenasSS
 Helms2B
 EllisP

1971

P. RoseCF
 Helms2B
 T. Perez1B
 BenchC
 CarboLF
 McRaeRF
 DuffySS
 W. Woodward3B
 NolanP

1976

Rose3B
 GriffeyRF
 Morgan2B
 BenchC
 Perez1B
 FosterLF
 ConcepcionSS
 GeronimoCF
 NolanP

1981

D. CollinsRF
 GriffeyCF
 ConcepcionSS
 FosterLF
 BenchC
 Driessen1B
 Knight3B
 Oester2B
 SeaverP

1986

E. DavisCF
 B. Bell3B
 ParkerRF
 Esasky1B
 T. JonesLF
 ConcepcionSS
 DiazC
 Oester2B
 SotoP

1962

Blasingame2B
 KaskoSS
 PinsonCF
 F. RobinsonRF
 LynchLF
 G. Coleman1B
 J. EdwardsC
 T. Harper3B
 JayP

1967

T. HarperRF
 PinsonCF
 P. RoseLF
 D. Johnson3B
 T. Perez1B
 Helms2B
 CardenasSS
 J. EdwardsC
 MaloneyP

1972

P. RoseLF
 Morgan2B
 TolanCF
 BenchC
 T. Perez1B
 Menke3B
 GeronimoRF
 ConcepcionSS
 BillinghamP

1977

Rose3B
 GriffeyRF
 Morgan2B
 FosterLF
 ConcepcionSS
 Driessen1B
 PlummerC
 GeronimoCF
 FrymanP

1982

Oester2B
 Driessen1B
 ConcepcionSS
 CedenoCF
 Bench3B
 HouseholderRF
 HurdleLF
 TrevinoC
 SotoP

1987

K. DanielsLF
 LarkinSS
 ParkerRF
 E. DavisCF
 B. Bell3B
 DiazC
 Francona1B
 Oester2B
 BrowningP

1963

CardenasSS
 P. Rose2B
 PinsonRF
 F. RobinsonLF
 G. Coleman1B
 J. EdwardsC
 Freese3B
 T. HarperCF
 O'TooleP

1968

P. RoseRF
 A. JohnsonLF
 PinsonCF
 T. Perez3B
 May1B
 PavletichC
 Helms2B
 CardenasSS
 PappasP

1973

P. RoseLF
 Morgan2B
 TolanRF
 BenchC
 T. Perez1B
 GeronimoCF
 ChaneySS
 Menke3B
 GullettP

1978

Rose3B
 GriffeyRF
 Morgan2B
 FosterLF
 Driessen1B
 BenchC
 ConcepcionSS
 GeronimoCF
 SeaverP

1983

RedusLF
 MilnerCF
 ConcepcionSS
 Bench3B
 Driessen1B
 Oester2B
 J. JonesRF
 TrevinoC
 SotoP

1988

LarkinSS
 Concepcion2B
 K. DanielsLF
 E. DavisCF
 T. JonesRF
 DiazC
 Esasky1B
 Sabo2B
 SotoP

1964

P. Rose2B
 Ruiz3B
 PinsonCF
 F. RobinsonRF
 G. Coleman1B
 SkinnerLF
 J. EdwardsC
 CardenasSS
 MaloneyP

1969

P. RoseCF
 TolanRF
 A. JohnsonLF
 T. Perez3B
 May1B
 BenchC
 Helms2B
 WoodwardSS
 NolanP

1974

P. RoseLF
 Morgan2B
 Driessen3B
 T. Perez1B
 BenchC
 GriffeyRF
 RettenmundCF
 ConcepcionSS
 BillinghamP

1979

GriffeyRF
 ConcepcionSS
 Morgan2B
 FosterLF
 BenchC
 Driessen1B
 Auerbach3B
 GeronimoCF
 SeaverP

1984

RedusLF
 E. MilnerCF
 ConcepcionSS
 ParkerRF
 Driessen1B
 Esasky3B
 Oester2B
 BilardelloC
 SotoP

1989

LarkinSS
 Sabo3B
 E. DavisCF
 K. DanielsLF
 Benzinger1B
 O'NeillRF
 J. ReedC
 Oester2B
 JacksonP

1990
 Sabo3B
 HatcherLF
 LarkinSS
 E. DavisCF
 O'NeillRF
 Benzinger1B
 OliverC
 M. Duncan2B
 BrowningP

1995
 D. SandersCF
 LarkinSS
 Morris1B
 GantLF
 B. Boone2B
 SantiagoC
 R. SandersRF
 W. Greene3B
 RijoP

2000
 Reese2B
 LarkinSS
 GriffeyCF
 BichetteRF
 D. Young1B
 TaubenseeC
 A. Boone3B
 TuckerLF
 HarnischP

2005
 Jimenez2B
 GriffeyCF
 Casey1B
 KearnsRF
 DunnLF
 Randa3B
 AuriliaSS
 LaRueC
 WilsonP

2010
 DickersonCF
 CabreraSS
 Votto1B
 Phillips2B
 Rolan3B
 Bruce3B
 BruceRF
 NixLF
 HernandezC
 HarangP

2015
 HamiltonCF
 Votto1B
 Frazier3B
 MesoracoC
 ByrdLF
 BruceRF
 Phillips2B
 CozartSS
 CuetoP

1991
 HatcherLF
 LarkinSS
 O'NeillRF
 E. DavisCF
 Morris1B
 Sabo3B
 J. ReedC
 M. Duncan2B
 BrowningP

1996
 E. DavisLF
 Owens2B
 LarkinSS
 R. SandersRF
 Sabo3B
 Morris1B
 M. KellyCF
 OliverC
 SchourekP

2001
 LarkinSS
 TuckerCF
 D. YoungLF
 Casey1B
 OchoaRF
 A. Boone3B
 Reese2B
 LaRueC
 HarnischP

2006
 Womack2B
 LopezSS
 GriffeyCF
 DunnLF
 Encarnacion3B
 Hatteberg1B
 KearnsRF
 ValentinC
 HarangP

2011
 StubbsCF
 Phillips2B
 Votto1B
 Rolan3B
 BruceRF
 GomesLF
 HernandezC
 JanishSS
 VolquezP

2016
 CozartSS
 Suárez3B
 Votto1B
 Phillips2B
 BruceRF
 MesoracoC
 DuvallLF
 IglesiasP
 HamiltonCF

1992
 Roberts2B
 Morris1B
 LarkinSS
 Sabo3B
 BraggsLF
 R. SandersCF
 O'NeillRF
 OliverC
 RijoP

1997
 D. SandersCF
 W. Greene3B
 LarkinSS
 R. SandersRF
 Morris1B
 SierraLF
 B. Boone2B
 TaubenseeC
 SmileyP

2002
 Walker2B
 LarkinSS
 GriffeyCF
 Casey1B
 Boone3B
 DunnLF
 EncarnacionRF
 LaRueC
 HamiltonP

2007
 FreelCF
 DunnLF
 Phillips2B
 GriffeyRF
 Encarnacion3B
 Hatteberg1B
 GonzalezSS
 RossC
 HarangP

2012
 Phillips2B
 CozartSS
 Votto1B
 Rolan3B
 BruceRF
 LudwickLF
 StubbsCF
 HaniganC
 CuetoP

2017
 HamiltonCF
 Peraza2B
 Votto1B
 DuvallLF
 Suárez3B
 ScheblerRF
 CozartSS
 BarnhartC
 FeldmanP

1993
 Roberts2B
 R. KellyCF
 LarkinSS
 MitchellLF
 Sabo3B
 Milligan1B
 R. SandersRF
 OliverC
 RijoP

1998
 StynesLF
 NunnallyRF
 W. Greene3B
 Perez1B
 R. SandersCF
 TaubenseeC
 B. Boone2B
 ReeseSS
 RemlingerP

2003
 LarkinSS
 Boone2B
 GriffeyCF
 KearnsRF
 DunnLF
 Casey1B
 Larson3B
 LaRueC
 HaynesP

2008
 PattersonCF
 KeppingerSS
 GriffeyRF
 Phillips2B
 DunnLF
 Encarnacion3B
 Hatteberg1B
 ValentinC
 HarangP

2013
 ChooCF
 Phillips2B
 Votto1B
 LudwickLF
 BruceRF
 Frazier3B
 CozartSS
 HaniganC
 CuetoP

2018
 WinkerLF
 Suárez3B
 Votto1B
 Gennett2B
 ScheblerRF
 BarnhartC
 PerazaSS
 BaileyP
 HamiltonCF

1994
 Fernandez3B
 LarkinSS
 Morris1B
 MitchellLF
 R. SandersRF
 R. KellyCF
 B. Boone2B
 OliverC
 RijoP

1999
 CameronCF
 LarkinSS
 Casey1B
 VaughnLF
 D. YoungRF
 TaubenseeC
 A. Boone3B
 Reese2B
 TomkoP

2004
 Jimenez2B
 LarkinSS
 Casey1B
 KearnsRF
 DunnLF
 LaRueC
 FreelCF
 Castro3B
 LidleP

2009
 Hairston Jr.LF
 McDonaldCF
 Votto1B
 Phillips2B
 BruceRF
 Encarnacion3B
 HernandezC
 GonzalezSS
 HarangP

2014
 HamiltonCF
 Phillips2B
 Votto1B
 BruceRF
 LudwickLF
 Frazier3B
 CozartSS
 PenaC
 CuetoP

2019
 WinkerLF
 Votto1B
 PuigRF
 Suárez3B
 ScheblerCF
 Peraza2B
 BarnhartC
 IglesiasSS
 CastilloP



2020	2021	2022
ErvinLF	WinkerLF	India2B
Votto1B	CastellanosRF	AquinoRF
Suárez3B	Votto1B	PhamLF
CastellanosRF	SuárezSS	Votto1B
Moustakas2B	Moustakas3B	StephensonC
Davidson ^A DH	SenzelCF	SenzelCF
SenzelCF	India2B	MoustakasDH
GalvisSS	BarnhartC	FarmerSS
CasaliC	CastilloP	Drury3B
CastilloP		MahleP

*Opening game away at Philadelphia, 4/15/66; The Reds first home game was played against Philadelphia on 4/22/66 (RF T. Harper, 3B P. Rose, CF Pinson, 1B G. Coleman, LF D. Johnson, SS Cardenas, 2B Helms, C J. Edwards, P Nuxhall).

^A Due to the COVID-19 pandemic, both leagues adopted the use of the designated hitter for the entirety of the 60-game 2020 season.

2023 NOTES



LONGEST WINNING/LOSING STREAKS BY SEASON - SINCE 1900

Year	Longest Winning Streak	Longest Losing Streak	Year	Longest Winning Streak	Longest Losing Streak	Year	Longest Winning Streak	Longest Losing Streak
1900	5 games (2x)	7 games	1949	4 games	7 games	2001	7 games	8 games (2x)
1901	4 games	8 games	1950	5 games (3x)	10 games	2002	7 games	8 games
1902	6 games	5 games	1951	7 games	7 games (2x)	2003	5 games	8 games
1903	8 games	6 games	1952	4 games	6 games	2004	7 games	8 games
1904	8 games	4 games (2x)	1953	6 games	8 games	2005	5 games (2x)	8 games
1905	8 games	8 games	1954	5 games (2x)	5 games (2x)		7/27-7/31	4/27-5/6
1906	6 games	6 games	1955	7 games	7 games		8/8-8/13	
1907	7 games	6 games	1956	6 games (2x)	4 games (3x)	2006	8 games	6 games (2x)
1908	6 games	6 games	1957	12 games	10 games		5/31-6/8	7/1-7/6
1909	7 games	6 games	1958	6 games	7 games			8/25-8/30
1910	4 games (2x)	6 games	1959	4 games (2x)	6 games	2007	6 games	7 games
1911	7 games (2x)	5 games	1960	9 games	7 games		8/21-8/26	9/22-9/29
1912	6 games	7 games (2x)	1961	9 games	8 games	2008	6 games	6 games
1913	5 games	7 games	1962	9 games (2x)	5 games		5/12-5/18	8/5-8/10
1914	6 games (3x)	19 games	1963	7 games	4 games (5x)	2009	7 games	8 games
		9/5-9/23	1964	9 games	4 games		8/31-9/6	7/28-8/4
1915	6 games	7 games (2x)	1965	4 games (7x)	6 games	2010	7 games	5 games (2x)
1916	4 games (2x)	8 games	1966	8 games	9 games		8/13-8/20	4/14-4/18
1917	7 games	8 games	1967	5 games (3x)	4 games (6x)			9/5-9/9
1918	8 games (2x)	9 games	1968	7 games	7 games	2011	5 games (2x)	6 games
1919	10 games	4 games	1969	9 games	5 games		3/31-4/6	5/18-5/23
1920	6 games	6 games	1970	8 games	4 games		5/13-5/17	
1921	5 games	6 games	1971	5 games	7 games	2012	10 games	5 games
1922	7 games	8 games	1972	9 games	4 games		7/19-7/29	8/5-8/9
1923	9 games (2x)	6 games (2x)	1973	7 games (2x)	4 games (2x)	2013	6 games	5 games (3x)
1924	6 games	4 games (3x)	1974	7 games	4 games		5/10-5/16	4/9-4/14
1925	9 games (2x)	5 games (2x)	1975	10 games	6 games			7/26-7/30
1926	8 games	5 games (2x)	1976	7 games (2x)	4 games			9/24-9/29
1927	8 games	6 games (2x)	1977	7 games	8 games	2014	5 games (2x)	7 games (2x)
1928	7 games	8 games	1978	7 games	6 games (2x)		6/25-6/29	7/18-7/25
1929	5 games	9 games	1979	8 games	4 games (2x)		7/6-7/9	8/17-8/22
1930	7 games	13 games	1980	8 games	5 games	2015	4 games (2x)	13 games
1931	6 games	7 games (2x)	1981	8 games	4 games		4/6-4/10	9/20-10/2
1932	5 games	10 games	1982	3 games (4x)	9 games		6/7-6/10	
1933	5 games	10 games (2x)	1983	4 games	5 games	2016	5 games (2x)	11 games
1934	5 games	8 games	1984	7 games	8 games		8/16-8/20	5/16-5/27
1935	7 games	7 games	1985	7 games	4 games (3x)		9/9-9/13	
1936	7 games (2x)	9 games	1986	6 games (3x)	9 games	2017	5 games	9 games
1937	4 games (2x)	14 games	1987	6 games	7 games		5/3-5/7	6/9-6/18
		9/21/92-10/3	1988	8 games	6 games (2x)	2018	7 games	8 games
1938	7 games	6 games	1989	4 games (4x)	10 games (2x)		6/17-6/24	4/8-4/15
1939	12 games	4 games	1990	9 games	8 games	2019	6 games	8 games
1940	7 games (2x)	3 games (4x)	1991	5 games	10 games		6/16-6/21	3/31-4/7
1941	8 games	6 games	1992	9 games	7 games	2020	6 games	4 games (2x)
1942	6 games (2x)	6 games	1993	7 games	12 games		9/13-9/18	7/25-7/28
1943	10 games	5 games	1994	6 games	5 games			8/22-8/25
1944	6 games	4 games (4x)	1995	9 games	6 games	2021	6 games (2x)	7 games
1945	9 games	13 games	1996	7 games (2x)	9 games		4/3-4/9	4/18-4/25
		8/5-8/15	1997	5 games	5 games (3x)		6/11-6/16	
1946	4 games (2x)	9 games	1998	10 games	11 games	2022	5 games	11 games
1947	4 games (2x)	6 games	1999	10 games	3 games (8x)		7/7-7/12	4/12-4/23
1948	5 games	8 games	2000	6 games	6 games			

HIGHEST SCORING GAMES - SINCE 1900

Date	Opponent	Score	Date	Opponent	Score	Date	Opponent	Score
26 Runs			8/3/1969	@Phi.....	19-17	10/1/1965	@SF.....	17-2
6/4/1911	Bos.....	26-3	7/1/1956	@StL (G1) ...	19-15 (10)	6/21/1959	@ LAD.....	17-3
24 Runs			7/14/1955	@Pit.....	19-1	8/13/1931	@Bos (G1)	17-3
5/19/1999	@Col.....	24-12	8/2/1924	@Bos.....	19-2	4/28/1929	Chc.....	17-12
5/13/1902	Phi.....	24-2	5/24/1917	@Phi.....	19-9	9/2/1922	@Chc.....	17-5
23 Runs			8/5/1905	Brk.....	19-6	6/19/1905	NYM.....	17-7
4/25/1977	@Atl.....	23-9	8/28/1904	Bos.....	19-6	9/19/1903	Phi.....	17-7
7/6/1949	Chc.....	23-4	4/27/1900	@Pit.....	19-5	16 Runs		
6/8/1940	Brk.....	23-2	18 Runs			4/21/2015	@Mil.....	16-10
22 Runs			4/10/1998	@Col.....	18-7	6/22/2007	@Sea.....	16-1
9/4/1999	@Phi.....	22-3	8/29/1996	@Col.....	18-6	6/18/1994	@Atl.....	16-0
8/31/1996	Fla.....	22-8	8/3/1989	Hou.....	18-2	6/22/1993	@Col.....	16-13
6/1/1957	Chc.....	22-2	6/13/1975	@Chc.....	18-11	7/19/1979	@StL.....	16-4
21 Runs			8/8/1965	LAD.....	18-0	9/3/1965	Phi.....	16-7
9/15/1987	@Atl.....	21-6	8/7/1960	@StL (G1)	18-4	5/2/1959	LAD.....	16-4
5/9/1937	@Phi.....	21-10	4/29/1959	Chi.....	18-8	7/29/1955	Pit.....	16-5
6/5/1929	Phi.....	21-4	9/6/1933	Brk (G2).....	18-8	6/26/1955	Phi (G1).....	16-5
8/11/1926	@Phi.....	21-3	9/25/1925	Brk.....	18-7	7/16/1950	NYM (G1)	16-4
7/13/1923	@Phi.....	21-7	5/12/1911	@Bos.....	18-8	7/6/1934	@ StL.....	16-15
20 Runs			4/19/1904	Pit.....	18-4	7/25/1928	@Phi (G1)	16-5
5/26/2022	Chc.....	20-5	9/9/1903	@ StL (G1)	18-5	9/11/1927	Bos (G2).....	16-5
8/22/1943	@Phi (G2)	20-6	17 Runs			6/27/1926	Pit.....	16-0
6/2/1928	@Bos.....	20-8	7/13/2019	@Col.....	17-9	4/29/1926	@Pit.....	16-9
19 Runs			8/19/2005	vs Ari.....	17-3	5/2/1901	NYM.....	16-4
8/25/1995	@Pit.....	19-3	8/26/2001	@Mtl.....	17-4	15 Runs		
4/28/1994	@Pit.....	19-7	8/7/1998	Mil.....	17-0	44 times, Last: 4/27/2018 at Min (W, 15-9)		
5/1/1989	@Mtl.....	19-6	8/3/1994	@SF.....	17-4			
			9/4/1988	@Chc.....	17-0			
			5/6/1979	Hou.....	17-5			
			8/2/1973	@Atl.....	17-2			
			4/29/1968	@Hou.....	17-2			

MARATHONS - SINCE 1900

Date	Opponent	Score	Date	Opponent	Score	Date	Opponent	Score
21 Innings			5/28/1964	LAD.....	2-2	6/29/1965	@Pit (G1)	1-2
9/1/1967	SF.....	0-1	9/15/1941	Brk.....	1-5	9/30/1964	Pit.....	0-1
19 Innings			4/25/1928	StL.....	5-4	5/30/1962	@Mil (G2)	4-3
5/25/2011	@Phi.....	4-5	8/18/1924	NYM.....	8-7	9/27/1960	@Pit.....	3-4
8/8/1972	LAD.....	2-1	8/27/1920	NYM (G1)	4-6	5/1/1957	@Phi.....	8-6
9/15/1950	@Phi (G2)	7-8	9/18/1904	@Chc.....	1-2	5/1/1955	@NYM.....	1-2
9/11/1946	@Brk.....	0-0	5/12/2017	@SF.....	2-3	8/28/1947	@Bos (G1)	7-8
18 Innings			16 Innings			6/22/1941	Brk (G1).....	1-2
5/25/2008	@SD.....	9-12	9/4/2013	StL....4-5 (GABP record)		6/21/1926	Chc.....	6-5
5/10/1979	@Chc.....	8-9	5/16/2009	@SD.....	5-6	7/8/1924	Phi (G2).....	2-1
5/21/1967	@Phi.....	1-2	8/29/2006	@LAD.....	5-6	6/13/1916	@Bos.....	0-0
7/19/1966	@Chc.....	3-2	8/8/1992	SF.....	4-3	5/31/1916	@Pit.....	5-2
9/7/1951	Chc.....	7-6	4/24/1992	@SD.....	7-6	7/29/1914	@Brk.....	8-5
8/9/1942	Chc (G1).....	8-10	5/22/1990	@Chc.....	1-2	7/19/1913	@Phi.....	2-3
7/1/1934	StL (G1).....	6-8	4/7/1989	SF.....	4-3	5/13/1911	@Phi.....	4-5
17 Innings			4/8/1988	Hou.....	3-8	6/15/1910	@Phi.....	3-3
7/28/1989	@Atl.....	4-2	6/21/1983	@SF.....	6-5	15 Innings		
7/29/1972	SD.....	3-4	5/2/1976	Mtl.....	4-8	37 times, Last: 6/28/2016 vs ChC (L, 7-2)		
6/2/1972	@Phi.....	6-3	8/20/1973	@NYM.....	8-3	14 Innings		
			5/5/1968	@LAD.....	3-2	76 times, Last: 7/1/2016 at Wsh (L, 3-2)		
			8/3/1966	@StL.....	3-1			

BEST HOMESTANDS - SINCE 1900

Pct.	Record	Dates	Opponents	Pct.	Record	Dates	Opponents
Vs 1 team				.778	7-2	5/1-5/9, 2017	Pit/SF/NYY
1.000	4-0	6x, last 9/24-9/27, 1999	StL	.778	7-2	5/4-5/13, 1962	StL/Phi/Pit
1.000	3-0	19x, last 9/4-9/6, 2017	Mil			5/1-5/9, 2017	Pit/SF/NYY
1.000	2-0	23x, last 5/6-5/7, 1992	NYM	.750	6-2	4x, last 9/22-9/29, 1987	SD/Hou/Atl
1.000	1-0	50x, last 5/29, 1990	Phi	.727	8-3	8/10-8/20, 1962	NYM/Mil/LA
						6/14-6/24, 1965	NYM/Chc/StL
Vs 2 teams				Vs 4+ teams			
1.000	7-0	3x, last 5/10-5/16, 1993	SD/Col	.917	11-1	8/15-8/28, 1926	Phi/Bos/NYG/Bro
1.000	6-0	9x, last 6/19-6/24, 2018	Det/Chc	.846	11-2	8/15-8/25, 1918	NYG/Bro/Phi/Bos
1.000	4-0	5/25-5/28, 1962	Chc/Hou			5/12-5/25, 1939	StL/Bos/Phi/Bro/NYG
.875	7-1	8/4-8/11, 1969	NYM/Phi	.833	15-3	5/31-6/20, 1923	Chc/Bos/Phi/NYG/Bro
.857	6-1	9x, last 5/21-5/27, 2012	Atl/Col	.824	14-3	5/2-5/23, 1904	StL/Bro/NYG/Bos/Phi
.833	5-1	18x, last 8/3-8/8, 2021	Min/Pit			7/17-8/2, 1962	LA/NYM/Pit/Mil/StL
.800	4-1	14x, last 4/9-4/14, 2019*	Mia/StL	.818	9-2	4/27-5/8, 1940	Pit/Bro/Phi/NYG/Bos
.778	7-2	9/22-9/28, 1969	LA/Hou			7/11-7/21, 1940	Bro/Phi/Bos/NYG
.750	6-2	7x, last 6/29-7/5, 1993	Hou/Pit	.813	13-3	5/5-5/23, 1926	Phi/Bos/NYG/Bro/Pit
* Games vs StL were home games for Cin played in Monterrey, Mexico.							
Vs 3 teams				.778	7-2	5/16-5/29, 1969	NYM/Phi/Mon/Pit
1.000	7-0	4/28-5/5, 1970	Hou/Pit/StL	.765	13-4	7/27-8/11, 1919	Pit/Bos/NYG/Bro/Phi
.889	8-1	8/31-9/7, 1924	StL/Chc/Pit	.750	12-4	6/4-6/21, 1925	Bos/Phi/Bro/NYG
		8/8-8/17, 1975	Mon/Chc/Pit			7/24-8/7, 1927	StL/Bos/Bro/NYG/Phi
.875	7-1	4x, last 9/15-9/22, 1992	Atl/SD/Hou	.750	9-3	4x, last 7/9-7/22, 1971	NYM/SF/SD/LA
.857	6-1	3x, last 8/14-8/20, 1995	Col/LA/Hou	.739	17-6	9/12-9/28, 1939	Bro/NYG/Bos/Phi/Pit/StL
.833	5-1	4/10-4/16, 1967	LA/Hou/SF	.737	14-5	5/9-5/28, 1922	Bos/Bro/Phi/NYG/Chc
		9/7-9/12, 1978	SD/SF/Hou	.733	11-4	6x, last 8/6-8/22, 1971	Mon/Hou/Chc/StL/Pit
.800	8-2	5x, last 9/14-9/23, 2020	Pit/CWS/Mil	.727	8-3	8/28-9/7, 1975	StL/SD/LA/SF

BEST ROAD TRIPS - SINCE 1900

Pct.	Record	Dates	Opponents	Pct.	Record	Dates	Opponents
Vs 1 team				.800	8-2	8/31-9/9, 1973	SD/Hou/Atl
1.000	4-0	5x, last 6/3-6/6, 2021	StL	.778	7-2	4x, last 5/14-5/22, 2013	Mia/Phi/NYM
1.000	3-0	17x, last 6/15-6/17, 2012	NYM	.750	6-2	6x, last 5/9-5/17, 1995	Fla/Atl/Mtl
1.000	2-0	19x, last 4/5-4/6, 1996	Phi	.727	8-3	3x, last 7/3-7/13, 1986	Phi/NYM/Mtl
1.000	1-0	6x, last 5/12, 1960	Chc	.714	5-2	4x, last 6/26-7/2, 1972	LA/SF/SD
Vs 2 teams				.700	7-3	4x, last 4/13-4/23, 2009	Mil/Hou/Chc
1.000	8-0	9/21-9/27, 1964	Phi/NYM	Vs 4+ teams			
1.000	7-0	6/21-6/27, 1999	Ari/Hou	1.000	12-0	4/30-5/12, 1957	Phi/NYG/Pit/Bro/Chc
1.000	6-0	4x, last 7/23-7/29, 2012	Hou/Col	.917	11-1	5/29-6/11, 1972	Hou/Phi/NYM/Mtl
1.000	5-0	4/30-5/5, 1912	Chc/StL	.846	11-2	9/14-9/27, 1981	Hou/SF/LA/SD/Atl
		7/8-7/12, 1938	StL/Pit	.818	9-2	9/14-9/25, 1977	LA/SF/SD/Atl
1.000	4-0	5/2-5/5, 1960	LA/SF	.813	13-3	8/15-8/29, 1923	NYG/Phi/Bro/Bos
		5/29-5/31, 1961	SF/LA	.800	8-2	4/9-4/18, 1973	Atl/LA/SF/SD
.857	6-1	4x, last 4/20-4/26, 2006	Mil/Wsh	.789	15-4	8/13-8/30, 1919	NYG/Bro/Bos/Phi/Pit
.833	5-1	25x, last 4/7-4/12, 2017	StL/Pit	.778	7-2	6/1-6/9, 1951	Bro/Bos/NYG/Phi
.800	4-1	5x, last 6/24-6/28, 1998	Cws/Det	.762	16-5	7/2-7/21, 1923	Chc/NYG/Phi/Bos/Bro
.778	7-2	9/22-9/28, 1969	Chc/StL	.750	9-3	8/18-8/27, 1941	Phi/Bos/NYG/Bro
.750	6-2	3x, last 9/3-9/9, 1999	Phi/Chc			5/28-6/9, 1999	Fla/NYM/KC/Min
.750	3-1	4/18-4/21, 1958	Pit/Phi	.727	16-6	7/2-7/24, 1917	Chc/Bos/NYG/Phi/Bro
.714	5-2	14x, last 7/26-8/1, 2021	Chc/NYM	.727	8-3	6/16-6/27, 1936	NYG/Bos/Bro/Phi
						6/1-6/12, 1941	NYG/Phi/Bro/Bos
Vs 3 teams				.714	15-6	9/7-9/26, 1940	Chc/Bos/NYG/Bro/Phi/Pit/StL
.875	7-1	5/9-5/18, 1966	Atl/Chc/NYM			8/5-8/24, 1943	Chc/Bro/NYG/Bos/Phi
.857	6-1	5/25-6/1, 1995	Chc/StL/Pit	.714	10-4	3x, last 8/28-9/10, 1980	Pit/StL/Chc/Atl
.857	5-1	5/4-5/10, 1984	Phi/NYM/Mon	.700	7-3	8/1-8/11, 1974	SF/SD/LA/NYM
.818	9-2	7/9-7/17, 1974	Chc/Pit/StL			9/19-9/28, 1980	LA/SF/SD/Hou

HOME RUNS, YEAR-BY-YEAR

Year	H	R	T	Year	H	R	T	Year	H	R	T	Year	H	R	T
1900	12	21	33	1932	11	36	47	1964	62	68	130	1996	89	102	191
1901	23	15	38	1933	5	29	34	1965	108	75	183	1997	73	69	142
1902	11	7	18	1934	17	38	55	1966	91	58	149	1998	66	72	138
1903	12	16	28	1935	18	55	73	1967	57	52	109	1999	97	112	209
1904	12	9	21	1936	24	58	82	1968	55	51	106	2000	98	102	200
1905	12	15	27	1937	13	60	73	1969	97	74	171	2001	83	93	176
1906	19	6	16	1938	50	60	110	1970	100	91	191	2002	85	84	169
1907	3	12	15	1939	48	50	98	1971	71	67	138	2003	97	85	182
1908	8	6	14	1940	47	42	89	1972	58	66	124	2004	92	102	194
1909	5	17	22	1941	27	37	64	1973	47	90	137	2005	126	96	222
1910	6	17	23	1942	30	36	66	1974	74	61	135	2006	124	93	217
1911	5	16	21	1943	17	26	43	1975	70	54	124	2007	117	87	205
1912	7	14	21	1944	14	37	51	1976	73	68	141	2008	103	84	187
1913	15	12	27	1945	25	31	56	1977	83	98	181	2009	94	64	158
1914	4	12	16	1946	37	28	65	1978	74	62	136	2010	102	86	188
1915	6	9	15	1947	48	47	95	1979	71	61	132	2011	105	78	183
1916	4	10	14	1948	68	36	104	1980	66	47	113	2012	103	69	172
1917	10	16	26	1949	50	36	86	1981	26	38	64	2013	82	73	155
1918	9	6	15	1950	52	47	99	1982	37	45	82	2014	77	54	131
1919	10	10	20	1951	44	44	88	1983	52	55	107	2015	88	79	167
1920	5	13	18	1952	43	61	104	1984	58	48	106	2016	88	76	164
1921	5	15	20	1953	89	77	166	1985	49	65	114	2017	117	102	219
1922	8	37	45	1954	94	53	147	1986	84	60	144	2018	98	74	172
1923	6	39	45	1955	102	79	181	1987	94	98	192	2019	*118	109	227
1924	3	33	36	1956	128	93	221	1988	75	47	122	2020	55	35	90
1925	10	34	44	1957	118	69	187	1989	59	69	128	2021	129	93	222
1926	8	27	35	1958	71	52	123	1990	70	55	125	2022	89	67	156
1927	3	26	29	1959	101	60	161	1991	104	60	164	Club records in bold red			
1928	3	29	32	1960	75	65	140	1992	60	39	99	* Hit 4 HR in Monterrey, Mexico as home games for Cin vs STL			
1929	7	27	34	1961	70	88	158	1993	69	68	137				
1930	20	54	74	1962	95	72	167	1994	59	65	124				
1931	6	15	21	1963	65	57	79	1995	76	85	161				

HOME RUNS ALLOWED, YEAR-BY-YEAR

Year	H	R	T	Year	H	R	T	Year	H	R	T	Year	H	R	T
1900	9	19	28	1932	11	58	69	1964	59	53	112	1996	86	81	167
1901	33	18	51	1933	10	37	47	1965	69	67	136	1997	91	82	173
1902	8	7	15	1934	24	37	61	1966	93	60	153	1998	83	87	170
1903	7	7	14	1935	18	47	65	1967	66	35	101	1999	116	74	190
1904	6	7	13	1936	21	30	51	1968	66	48	114	2000	108	82	190
1905	2	20	22	1937	14	24	38	1969	74	75	149	2001	107	91	198
1906	10	4	14	1938	31	44	75	1970	58	60	118	2002	112	61	173
1907	5	11	16	1939	39	42	81	1971	51	61	112	2003	118	91	209
1908	7	12	19	1940	36	37	73	1972	59	70	129	2004	128	108	236
1909	2	3	5	1941	27	34	61	1973	67	68	135	2005	120	99	219
1910	8	19	27	1942	23	24	47	1974	62	64	126	2006	117	96	213
1911	6	30	36	1943	15	23	38	1975	52	60	112	2007	114	84	198
1912	2	26	28	1944	23	37	60	1976	46	54	100	2008	111	90	201
1913	13	27	40	1945	23	47	70	1977	83	73	156	2009	93	95	188
1914	5	25	30	1946	39	31	70	1978	61	61	122	2010	82	76	158
1915	7	21	28	1947	47	55	102	1979	53	50	103	2011	104	81	185
1916	10	25	35	1948	52	52	104	1980	70	43	113	2012	96	56	152
1917	3	17	20	1949	54	70	124	1981	41	26	67	2013	102	68	170
1918	5	14	19	1950	81	64	145	1982	47	58	105	2014	88	75	163
1919	5	16	21	1951	46	73	119	1983	64	71	135	2015	95	82	177
1920	1	25	26	1952	43	68	101	1984	73	55	128	2016	140	118	258
1921	2	35	37	1953	96	83	179	1985	65	66	131	2017	127	121	248
1922	13	36	49	1954	105	64	169	1986	73	63	136	2018	135	93	228
1923	4	24	28	1955	91	70	161	1987	97	73	170	2019	*116	98	214
1924	3	27	30	1956	75	66	141	1988	71	50	121	2020	50	17	67
1925	5	30	35	1957	101	78	179	1989	71	54	12	2021	121	85	206
1926	8	32	40	1958	86	62	148	1990	73	51	124	2022	128	85	213
1927	11	25	36	1959	84	78	162	1991	77	50	127	Club records in bold red			
1928	17	41	58	1960	68	66	134	1992	60	49	109	* Allowed 5 HR in Monterrey, Mexico as home games for Cin vs STL			
1929	18	43	61	1961	75	72	147	1993	81	77	158				
1930	21	54	75	1962	68	81	149	1994	65	52	117				
1931	4	47	51	1963	46	71	117	1995	58	73	131				

YEAR-BY-YEAR TEAM BATTING STATISTICS - SINCE 1900

Year	AVG.	R	H	2B	3B	HR	RBI	SB	Year	AVG.	R	H	2B	3B	HR	RBI	SB
1900	.266	703	1335	178	83	33	183	-	1964	.249	660	1383	220	38	130	605	90
1901	.251	561	1232	173	70	38	476	137	1965	#.273	#825	#1544	#268	#61	183	#776	82
1902	.282	633	1383	188	77	18	297	131	1966	.260	692	1434	232	33	149	651	70
1903	#.288	765	1399	#228	92	28	652	144	1967	.248	604	1366	251	54	109	560	92
1904	.255	695	1332	189	92	21	561	179	1968	#.273	#690	#1573	#281	36	106	#638	59
1905	.269	735	#1401	160	#101	27	611	181	1969	#.277	#798	#1558	224	42	#171	#750	79
1906	.238	533	1198	140	71	16	454	170	1970	#.270	775	1498	253	45	#191	726	115
1907	.247	526	1226	126	#90	15	443	158	1971	.241	586	1306	203	28	138	542	59
1908	.227	489	1108	129	77	14	398	196	1972	.251	707	1317	214	44	124	650	#140
1909	.250	606	1273	159	72	22	507	#280	1973	.254	741	1398	232	34	137	686	#148
1910	.259	620	1326	150	79	23	526	#310	1974	.260	776	1437	#271	35	135	714	146
1911	.261	682	1379	180	105	21	595	289	1975	.271	#840	1515	278	37	124	#779	#168
1912	.256	656	1310	183	89	21	565	248	1976	#.280	#857	#1599	#271	#63	#141	#802	#210
1913	.261	607	1339	170	#96	27	541	226	1977	.274	802	1513	269	42	181	750	170
1914	.236	530	1178	142	64	16	432	224	1978	.256	710	1378	#270	32	136	669	137
1915	.253	516	#1323	194	84	15	425	156	1979	.264	731	1445	266	31	132	686	99
1916	.254	505	1336	187	88	14	422	157	1980	.262	707	1445	256	45	113	668	156
1917	#.264	601	#1385	196	#100	26	513	153	1981	.267	464	972	#190	24	64	429	58
1918	#.278	530	#1185	#165	#84	15	447	128	1982	.251	545	1375	228	34	82	496	131
1919	.263	577	1204	135	#83	20	489	143	1983	.239	623	1274	236	35	107	577	154
1920	.277	639	1432	169	76	18	546	158	1984	.244	627	1342	238	30	106	578	160
1921	.278	618	1421	221	94	20	560	117	1985	.255	677	1385	249	34	114	634	159
1922	.296	766	1561	226	99	45	686	130	1986	.254	732	1404	237	35	144	670	177
1923	.285	708	1506	237	95	45	645	96	1987	.266	783	1478	262	29	192	747	169
1924	.290	649	1539	236	111	36	586	103	1988	.246	641	1334	246	25	122	588	207
1925	.285	690	1490	221	90	44	624	108	1989	.247	632	1362	243	28	128	588	128
1926	#.290	747	#1541	242	#120	35	692	51	1990	#.265	693	1466	284	40	125	644	166
1927	.278	643	1439	222	77	29	575	62	1991	.258	689	1419	250	27	#164	654	124
1928	.280	648	1449	229	67	32	588	83	1992	.260	660	1418	#281	44	99	606	125
1929	.281	686	1478	258	79	34	618	#134	1993	.264	722	1457	261	28	137	669	142
1930	.281	665	1475	265	67	74	625	48	1994	#.286	#609	#1142	211	36	124	569	119
1931	.269	592	1439	241	70	21	562	24	1995	.270	747	1326	#277	35	161	694	#190
1932	.263	575	1429	265	68	47	546	35	1996	.256	778	1398	259	36	191	733	171
1933	.246	496	1267	208	37	34	455	30	1997	.253	651	1386	269	27	142	612	#190
1934	.266	590	1428	227	65	55	560	34	1998	.262	750	1441	298	28	138	723	95
1935	.265	646	1403	244	68	73	605	#72	1999	.272	865	1536	312	37	209	820	164
1936	.274	722	1476	224	73	82	674	68	2000	.274	825	1545	302	36	200	794	100
1937	.254	612	1329	215	59	73	567	53	2001	.262	735	1464	304	22	176	690	103
1938	.277	723	1495	251	57	110	679	19	2002	.253	709	1386	297	21	169	678	116
1939	.278	767	1493	269	60	98	714	46	2003	.245	694	1349	239	21	182	669	80
1940	.266	707	1427	264	38	89	649	72	2004	.250	750	1380	287	28	194	713	77
1941	.247	616	1288	213	33	64	567	#68	2005	.261	#820	1453	#335	15	#222	#784	72
1942	.231	527	1216	198	39	66	488	42	2006	.257	749	1419	291	12	217	718	124
1943	.256	608	1362	229	47	43	558	49	2007	.267	783	1496	293	23	204	747	97
1944	.254	573	1340	229	31	51	528	51	2008	.247	704	1351	269	24	187	677	85
1945	.249	536	1317	221	26	56	498	71	2009	.247	673	1349	280	25	158	637	96
1946	.239	523	1262	206	33	65	481	82	2010	#.272	#790	#1515	293	30	#188	#761	93
1947	.259	681	1372	242	43	95	637	46	2011	.256	735	1438	264	19	183	697	97
1948	.247	588	1266	221	37	104	548	42	2012	.251	669	1377	296	30	172	636	87
1949	.260	627	1423	264	35	86	588	31	2013	.249	698	1370	274	20	155	664	67
1950	.260	654	1366	#257	27	99	617	37	2014	.238	595	1282	254	20	131	562	122
1951	.248	559	1309	215	33	88	528	44	2015	.248	640	1382	257	27	167	613	#134
1952	.249	615	1303	212	45	104	562	32	2016	.256	716	1403	277	33	164	678	139
1953	.261	714	1396	190	34	166	669	25	2017	.253	753	1390	249	38	219	715	120
1954	.262	729	1369	221	46	147	685	47	2018	.254	696	1404	251	25	172	665	77
1955	.270	761	#1424	216	28	181	726	51	2019	.244	701	1328	235	27	227	679	80
1956	.266	#775	1406	201	32	#221	#734	45	2020*	.212	243	390	76	3	90	237	29
1957	.269	747	1452	#251	33	187	713	51	2021	.249	786	1352	295	13	222	756	36
1958	.258	695	1359	242	40	123	649	61	2022	.235	648	1264	235	18	156	618	58
1959	#.274	#764	#1448	#258	34	161	#721	65									
1960	.250	640	1324	230	40	140	604	73									
1961	.270	710	1414	#247	35	158	675	70									
1962	.270	802	1523	#252	40	167	745	66									
1963	.246	648	1333	225	44	122	608	92									

Red indicates led league

* 60-game season in 2020 due to COVID-19 pandemic

YEARLY INDIVIDUAL BATTING LEADERS - SINCE 1900

Games Played

1900 Beckley.....	141	1931 Cuccinello.....	154	1962 Robinson.....	162	1993 Sabo.....	148
1901 Beckley.....	140	1932 Herman.....	148	1963 Pinson.....	*162	1994 Morris.....	112
1902 Crawford.....	140	1933 Morrissey.....	148	1964 Cardenas.....	*163	1995 Boone.....	138
1903 Seymour.....	135	1934 Koening.....	151	1965 Rose.....	162	1996 Larkin.....	152
1904 Corcoran.....	150	1935 Kampris, Goodman.....	148	1966 Cardenas.....	160	1997 Greene.....	151
1905 Corcoran.....	151	1936 Cuyler.....	144	1967 Pinson.....	158	1998 BBoone.....	157
1906 Huggins.....	146	1937 Goodman.....	147	1968 Perez.....	160	1999 Larkin.....	161
1907 Huggins.....	*156	1938 Craft, McCormick.....	151	1969 Perez.....	160	2000 Young.....	152
1908 Lobert.....	155	1939 FMcCormick.....	156	1970 Rose.....	159	2001 Casey.....	145
1909 Mitchell.....	145	1940 FMcCormick.....	155	1971 Rose.....	160	2002 ABoone.....	*162
1910 Mitchell.....	*156	1941 FMcCormick.....	154	1972 Rose.....	*154	2003 Casey.....	147
1911 Hoblitzell.....	*158	1942 Haas.....	154	1973 Rose.....	160	2004 Dunn.....	161
1912 Egan.....	149	1943 Miller.....	154	1974 Rose.....	*163	2005 Dunn.....	160
1913 Beschner.....	141	1944 Three Tied.....	155	1975 Rose.....	*162	2006 Dunn.....	160
1914 Niehoff.....	142	1945 FMcCormick.....	152	1976 Rose.....	162	2007 Phillips.....	158
1915 Groh, Griffith.....	*160	1946 Haas.....	140	1977 Rose.....	*162	2008 Votto.....	151
1916 Griffith.....	155	1947 Baumholtz, Miller.....	151	1978 Rose.....	159	2009 Phillips.....	153
1917 Groh.....	*156	1948 Stallcup.....	149	1979 Knight, Driessen.....	150	2010 Phillips.....	155
1918 Groh.....	126	1949 Stallcup.....	141	1980 Knight.....	162	2011 Votto.....	161
1919 Daubert.....	*140	1950 Stallcup.....	136	1981 Foster.....	108	2012 Bruce.....	155
1920 Duncan.....	154	1951 Kluszewski.....	154	1982 Oester.....	151	2013 Votto.....	*162
1921 Bohne.....	153	1952 Adams, McMillan.....	*154	1983 Oester.....	157	2014 Frazier.....	157
1922 Burns, Daubert, Pinelli.....	*156	1953 McMillan.....	155	1984 Parker.....	156	2015 Votto.....	158
1923 Burns.....	*154	1954 McMillan.....	*154	1985 Parker.....	160	2016 Suárez.....	159
1924 Pinelli.....	144	1955 Post, Bell.....	*154	1986 Parker.....	*162	2017 Votto.....	*162
1925 Walker.....	145	1956 Temple.....	154	1987 Parker.....	153	2018 Peraza.....	157
1926 Three Tied.....	155	1957 McMillan.....	151	1988 Larkin.....	151	2019 Suárez.....	159
1927 Walker.....	146	1958 Robinson.....	148	1989 Benzinger.....	161	2020 Castellanos.....	60
1928 Critz.....	153	1959 Pinson.....	154	1990 Larkin.....	158	2021 India.....	150
1929 Ford, Swanson.....	148	1960 Pinson.....	154	1991 Sabo.....	153	2022 Farmer.....	145
1930 Heilmann.....	142	1961 Pinson.....	154	1992 O'Neill.....	148		

* Led League

Batting Average

1900 Beckley.....	341	1931 Cucinillo, Hendrick.....	315	1962 Robinson.....	342	1993 Sanders.....	274
1901 Crawford.....	330	1932 Herman.....	326	1963 Pinson.....	313	1994 Morris.....	335
1902 Crawford.....	333	1933 Hafey.....	303	1964 Robinson.....	306	1995 Larkin.....	319
1903 Donlin.....	351	1934 Hafey.....	293	1965 Rose.....	312	1996 Morris.....	313
1904 Seymour.....	313	1935 Riggs.....	278	1966 Rose.....	313	1997 DSanders.....	273
1905 Seymour.....	*377	1936 Cuyler.....	326	1967 Rose.....	301	1998 Young.....	310
1906 Huggins.....	292	1937 Goodman.....	273	1968 Rose.....	*335	1999 Casey.....	332
1907 Mitchell.....	292	1938 Lombardi.....	*342	1969 Rose.....	*348	2000 Casey.....	315
1908 Lobert.....	293	1939 FMcCormick.....	332	1970 Perez.....	317	2001 Casey.....	310
1909 Mitchell.....	310	1940 FMcCormick.....	309	1971 Rose.....	304	2002 Walker.....	299
1910 Baskert.....	300	1941 FMcCormick.....	269	1972 Rose.....	307	2003 Casey.....	291
1911 Bates.....	292	1942 FMcCormick.....	277	1973 Rose.....	*338	2004 Casey.....	324
1912 Hoblitzel.....	294	1943 FMcCormick.....	303	1974 Morgan.....	293	2005 Casey.....	312
1913 Hoblitzel.....	285	1944 FMcCormick.....	305	1975 Morgan.....	327	2006 Hatteberg.....	289
1914 Groh.....	288	1945 Libke.....	283	1976 Griffey.....	336	2007 Encarnacion.....	289
1915 TGriffith.....	307	1946 Hatton.....	271	1977 Foster.....	320	2008 Votto.....	297
1916 Chase.....	*339	1947 Galan.....	314	1978 Rose.....	302	2009 Votto.....	322
1917 Roush.....	*341	1948 Wyrostek.....	273	1979 Knight.....	318	2010 Votto.....	324
1918 Roush.....	333	1949 Kluszewski.....	309	1980 Collins.....	303	2011 Votto.....	309
1919 Roush.....	*321	1950 Kluszewski.....	307	1981 Griffey.....	311	2012 Phillips.....	281
1920 Roush.....	339	1951 Wyrostek.....	311	1982 Cedeno.....	289	2013 Votto.....	305
1921 Duncan.....	308	1952 Kluszewski.....	320	1983 Oester.....	264	2014 Frazier.....	273
1922 Harper.....	340	1953 Kluszewski.....	316	1984 Parker.....	285	2015 Votto.....	314
1923 Roush.....	351	1954 Kluszewski.....	326	1985 Parker.....	312	2016 Votto.....	326
1924 Roush.....	348	1955 Kluszewski.....	314	1986 Bell.....	278	2017 Votto.....	320
1925 Roush.....	339	1956 Kluszewski.....	302	1987 Davis.....	293	2018 Gennett.....	310
1926 Hargrave.....	353	1957 Robinson.....	322	1988 Larkin.....	296	2019 Iglesias.....	288
1927 Driessen, Walker.....	292	1958 Temple.....	306	1989 Davis.....	281	2020 Winker.....	255
1928 Allen.....	305	1959 Pinson.....	316	1990 Larkin.....	301	2021 Castellanos.....	309
1929 Walker.....	313	1960 Robinson.....	297	1991 Morris.....	318	2022 Farmer.....	255
1930 Heilmann.....	333	1961 Pinson.....	343	1992 Roberts.....	323		

* Led League

Runs Scored

1900 Barrett.....	114	1931 Hendrick.....	74	1962 Robinson.....	*134	1993 RSanders.....	90
1901 Crawford.....	91	1932 Herman.....	77	1963 Rose.....	101	1994 Larkin.....	78
1902 Crawford.....	92	1933 Hafey.....	77	1964 Robinson.....	103	1995 Larkin.....	98
1903 Donlin.....	110	1934 Hafey.....	75	1965 Harper.....	*126	1996 Larkin.....	117
1904 Huggins.....	96	1935 Goodman.....	86	1966 Rose.....	97	1997 Greene.....	62
1905 Huggins.....	117	1936 Cuyler.....	96	1967 Pinson.....	90	1998 Larkin.....	93
1906 Huggins.....	81	1937 Goodman.....	86	1968 Rose.....	94	1999 Larkin.....	108
1907 Huggins, Mitchell.....	64	1938 Goodman.....	103	1969 Rose.....	*120	2000 Griffey Jr.....	100
1908 Lobert.....	71	1939 Werber.....	*115	1970 Rose.....	120	2001 Casey.....	69
1909 Mitchell.....	83	1940 Werber.....	105	1971 Rose.....	86	2002 Dunn.....	84
1910 Beschner.....	95	1941 Frey.....	78	1972 Morgan.....	*122	2003 Casey.....	71
1911 Beschner.....	106	1942 Frey.....	66	1973 Morgan.....	116	2004 Dunn.....	105
1912 Beschner.....	*120	1943 Tipton.....	82	1974 Rose.....	*110	2005 Dunn.....	107
1913 Beschner.....	86	1944 FMcCormick.....	85	1975 Rose.....	*112	2006 Dunn.....	99
1914 Groh.....	59	1945 Clay.....	81	1976 Rose.....	*130	2007 Phillips.....	107
1915 Killefer.....	75	1946 Haas.....	57	1977 Foster.....	*124	2008 Phillips.....	80
1916 Groh.....	85	1947 Baumholtz.....	96	1978 Rose.....	103	2009 Votto.....	82
1917 Groh.....	91	1948 Sauer.....	78	1979 Concepcion.....	91	2010 Votto.....	106
1918 Groh.....	*86	1949 Hatton.....	71	1980 Collins.....	94	2011 Votto.....	101
1919 Groh, Daubert.....	79	1950 Kluszewski.....	76	1981 Griffey.....	65	2012 Bruce.....	89
1920 Daubert.....	97	1951 Ryan.....	75	1982 Driessen.....	64	2013 Choo.....	107
1921 Bohne.....	98	1952 Adams.....	85	1983 Redus.....	90	2014 Frazier.....	88
1922 Daubert.....	114	1953 Bell.....	102	1984 Parker.....	73	2015 Votto.....	95
1923 Burns.....	99	1954 Kluszewski, Bell.....	104	1985 Parker.....	88	2016 Votto.....	101
1924 Critz, Roush.....	67	1955 Kluszewski, Post.....	116	1986 Davis.....	97	2017 Votto.....	106
1925 Roush.....	91	1956 Robinson.....	*122	1987 Davis.....	120	2018 Gennett.....	86
1926 Critz.....	96	1957 Robinson.....	97	1988 Daniels.....	95	2019 Suárez.....	87
1927 Dressen.....	78	1958 Robinson.....	90	1989 Benzinger.....	79	2020 Castellanos.....	37
1928 Critz.....	95	1959 Pinson.....	*131	1990 Sabo.....	95	2021 India.....	98
1929 Swanson.....	100	1960 Pinson.....	107	1991 Sabo.....	91	2022 Drury.....	62
1930 Heilmann.....	79	1961 Robinson.....	117	1992 Roberts.....	92		

* Led League

Hits

1900 Beckley.....	190	1931 Cuccinello.....	181	1962 Robinson.....	208	1993 Sabo.....	143
1901 Beckley.....	178	1932 Herman.....	188	1963 Pinson.....	*204	1994 Morris.....	146
1902 Crawford.....	185	1933 Hafey.....	172	1964 Robinson.....	174	1995 Larkin.....	152
1903 Seymour.....	191	1934 Koenig.....	172	1965 Rose.....	*209	1996 Morris.....	165
1904 Seymour.....	166	1935 Goodman.....	159	1966 Rose.....	205	1997 DSanders.....	127
1905 Seymour.....	*219	1936 Cuyler.....	185	1967 Pinson.....	187	1998 Larkin, Young.....	166
1906 Huggins.....	159	1937 Goodman.....	150	1968 Rose.....	*210	1999 Casey.....	197
1907 Mitchell.....	163	1938 FMcCormick.....	*209	1969 Rose.....	218	2000 Young.....	166
1908 Lobert.....	167	1939 FMcCormick.....	*209	1970 Rose.....	*205	2001 Casey.....	165
1909 Mitchell.....	162	1940 FMcCormick.....	*191	1971 Rose.....	192	2002 Walker.....	183
1910 Hoblitzell.....	170	1941 FMcCormick.....	162	1972 Rose.....	*198	2003 Casey.....	167
1911 Hoblitzell.....	180	1942 FMcCormick.....	156	1973 Rose.....	*230	2004 Casey.....	185
1912 Hoblitzell.....	164	1943 Frey.....	154	1974 Rose.....	185	2005 Flopez.....	169
1913 Hoblitzell.....	143	1944 FMcCormick.....	177	1975 Rose.....	210	2006 Phillips.....	148
1914 Herzog.....	140	1945 Clay.....	184	1976 Rose.....	*215	2007 Phillips.....	187
1915 Griffith.....	179	1946 Haas.....	141	1977 Rose.....	204	2008 Votto.....	156
1916 Chase.....	*184	1947 Baumholtz.....	182	1978 Rose.....	198	2009 Phillips.....	161
1917 Groh.....	*182	1948 Wrostek.....	140	1979 Knight.....	175	2010 Votto.....	177
1918 Groh.....	158	1949 Kluszewski.....	164	1980 Collins.....	167	2011 Votto.....	185
1919 Roush.....	162	1950 Kluszewski.....	165	1981 Concepcion.....	129	2012 Phillips.....	163
1920 Roush.....	196	1951 Wyrostek.....	167	1982 Concepcion.....	164	2013 Votto.....	177
1921 Bohne.....	175	1952 Adams.....	180	1983 Oester.....	145	2014 Frazier.....	163
1922 Daubert.....	205	1953 Bell.....	183	1984 Parker.....	173	2015 Phillips.....	173
1923 Duncan, Roush.....	185	1954 Kluszewski.....	187	1985 Parker.....	198	2016 Votto.....	181
1924 Roush.....	168	1955 Kluszewski.....	*192	1986 Parker.....	174	2017 Votto.....	179
1925 Roush.....	183	1956 Temple.....	180	1987 Parker.....	149	2018 Peraza.....	182
1926 Roush.....	182	1957 Robinson.....	197	1988 Larkin.....	174	2019 Suárez.....	156
1927 Dressen.....	160	1958 Temple.....	166	1989 Benzinger.....	154	2020 Castellanos.....	49
1928 Critz.....	190	1959 Pinson.....	205	1990 Larkin.....	185	2021 Castellanos.....	164
1929 Swanson.....	172	1960 Pinson.....	187	1991 Sabo.....	175	2022 Farmer.....	134
1930 Heilmann.....	153	1961 Pinson.....	*208	1992 Roberts.....	172		

* Led League

Doubles

1900	Steinfeldt	29	1932	Herman	38	1964	Robinson	38	1996	Larkin, Morris.....	32
1901	Beckley	36	1933	Hafey	34	1965	Rose	35	1997	BBoone	25
1902	Peitz	22	1934	Bottomley	31	1966	Rose	38	1998	Young	48
1903	Steinfeldt	*32	1935	Kampris, Goodman ..	26	1967	Rose	32	1999	Casey	42
1904	Seymour	26	1936	Cuyler	29	1968	Rose	42	2000	Young	37
1905	Seymour	*40	1937	Goodman	25	1969	Rose	33	2001	Casey	40
1906	Delahanty	21	1938	FMcCormick	40	1970	Rose	37	2002	Walker	42
1907	Ganzel	20	1939	FMcCormick	41	1971	Rose	27	2003	LaRue	23
1908	Lobert	17	1940	FMcCormick	*44	1972	Perez	33	2004	Casey	44
1909	Hoblitzell	23	1941	FMcCormick	31	1973	Rose	36	2005	Dunn	35
1910	Hoblitzell	24	1942	Joost	30	1974	Rose	*45	2006	Encarnacion	33
1911	Beschner	32	1943	FMcCormick	28	1975	Rose	*47	2007	Dunn	27
1912	Hoblitzell	32	1944	FMcCormick	37	1976	Rose	*42		Gonzalez, Hatteberg	
1913	Hoblitzell	23	1945	FMcCormick	33	1977	Rose	38	2008	Votto	32
1914	Groh	18	1946	Haas	24	1978	Rose	*51	2009	Votto	38
1915	Groh	32	1947	Miller	*38	1979	Knight	37	2010	Votto	36
1916	Chase	29	1948	Stallcup	30	1980	Knight	39	2011	Votto	*40
1917	Groh	*39	1949	Hatton	38	1981	Concepcion	28	2012	Votto	44
1918	Groh	*28	1950	Kluszewski	37	1982	Cedeno	35	2013	Bruce	43
1919	Roush	19	1951	Kluszewski	35	1983	Householder	24	2014	Hamilton	25
1920	Groh, Daubert	28	1952	McMillan	32	1984	Parker	28		Phillips, Mesoraco	
1921	Bohne	28	1953	Bell	37	1985	Parker	*42	2015	Frazier	43
1922	Duncan	44	1954	Bell	38	1986	Parker	31	2016	Votto, Phillips	34
1923	Roush	*41	1955	Post	33	1987	Parker, Diaz	28	2017	Duvall	37
1924	Roush	23	1956	Bell	31	1988	Sabo	40	2018	Peraza	31
1925	Pinelli	33	1957	Hoak	*39	1989	Benzing	28	2019	Votto	32
1926	Roush	37	1958	Temple	31	1990	Sabo	38	2020	Castellanos	11
1927	Dressen	36	1959	Pinson	*47	1991	O'Neill	36	2021	Castellanos	38
1928	Kelly	33	1960	Pinson	*37	1992	Roberts	34	2022	Farmer	25
1929	Kelly	45	1961	Pinson	34	1993	Sabo	33			
1930	Heilmann	43	1962	Robinson	*51	1994	Morris	30			
1931	Cuccinello	39	1963	Pinson	37	1995	RSanders	36			

* Led League

Triples

1900	Crawford	15	1931	Walker	11	1962	Blasingame, Pinson ...	7	1993	Samuel, RSanders	4
1901	Crawford	16	1932	Herman	*19	1963	Pinson	*14	1994	RSanders	8
1902	Crawford	*22	1933	Bottomley	9	1964	Pinson	11	1995	Larkin, RSanders	6
1903	Donlin	18	1934	Bottomley	11	1965	Rose, Cardenas	11	1996	Howard	10
1904	Kelley, Seymour	13	1935	Goodman	*18	1966	Pinson	6	1997	DSanders	7
1905	Seymour	*21	1936	Goodman	*14	1967	Pinson	*13	1998	Larkin	10
1906	Kelley	11	1937	Goodman	12	1968	Perez	7	1999	Cameron	9
1907	Ganzel	*16	1938	Riggs	13	1969	Rose	11	2000	Reese, Young	6
1908	Lobert	18	1939	Goodman	16	1970	Rose	9	2001	Ochoa	4
1909	Mitchell	*17	1940	Frey, Goodman	6	1971	3 players tied	4	2002	Taylor	4
1910	Mitchell	*18	1941	Frey, McCormick	5	1972	Rose	11	2003	ABoone, Casey	3
1911	Mitchell	22	1942	3 players tied	6	1973	Rose	8	2004	Freel	8
1912	Mitchell	13	1943	Frey, Marshall	8	1974	Geronimo	8	2005	FLopez	5
1913	Tinker	13	1944	Miller	5	1975	Griffey	9	2006	Freel	2
1914	Niehoff	9	1945	Libke	5	1976	Geronimo	11	2007	Phillips	6
1915	Griffith	6	1946	Lukon	8	1977	Griffey	8	2008	Phillips	7
1916	Groh, Roush	14	1947	Baumholtz	9	1978	Griffey	8	2009	Phillips	5
1917	Chase	15	1948	Wyrostek	9	1979	4 players tied	4	2010	Stubbs	6
1918	LMagee, SMagee	13	1949	3 players tied	5	1980	Griffey	10	2011	Stubbs, Votto	3
1919	3 players tied	12	1950	Adams	8	1981	Oester	7	2012	Frazier	8
1920	Roush	16	1951	Adams	5	1982	Householder, Milner ..	5	2013	4 players tied	3
1921	Bohne	16	1952	Kluszewski	11	1983	Redus	9	2014	Hamilton	8
1922	Daubert	*22	1953	Greengrass	7	1984	Esasky	5	2015	Bruce	4
1923	Roush	18	1954	Temple	8	1985	Milner	7	2016	Bruce, Duvall	6
1924	Roush	*21	1955	Bell	6	1986	Milner	6	2017	Hamilton	11
1925	Walker, Roush	16	1956	McMillan	7	1987	Stillwell	7	2018	Hamilton	9
1926	Walker	20	1957	McMillan, Robinson ..	5	1988	Larkin	5	2019	Ervin	7
1927	Dressen, Walker	10	1958	Temple, Robinson	6	1989	Roomes	5	2020	Castellanos	2
1928	Walker	12	1959	Pinson	9	1990	Duncan	*11	2021	4 players tied	2
1929	Walker	15	1960	Pinson	12	1991	Duncan, Larkin	4	2022	Friedl	5
1930	Walker	11	1961	Pinson	8	1992	3 players tied	6			

* Led League

Home Runs

1900 Crawford.....	7	1931 Cullop.....	8	1962 Robinson.....	39	1993 Sabo.....	21
1901 Crawford.....	*16	1932 Herman.....	16	1963 Pinson.....	22	1994 Mitchell.....	30
1902 Beckley.....	5	1933 Bottomley.....	13	1964 Robinson.....	29	1995 Gant.....	29
1903 Seymour, Donlin.....	7	1934 Hafey.....	18	1965 Robinson.....	33	1996 Larkin.....	33
1904 Dolan.....	6	1935 Godmn, Lombardi.....	12	1966 Johnson.....	24	1997 Greene.....	26
1905 Odwell.....	*9	1936 Goodman.....	17	1967 Perez.....	26	1998 Boone.....	24
1906 Seymour, Schlei.....	4	1937 Kampouris.....	17	1968 May.....	22	1999 Vaughn.....	45
1907 Mitchell, Kane.....	3	1938 Goodman.....	30	1969 May.....	38	2000 Griffey Jr.....	40
1908 Lobert.....	4	1939 Lombardi.....	20	1970 Bench.....	*45	2001 Griffey Jr.....	22
1909 3 players tied.....	4	1940 FMcCormick.....	19	1971 May.....	39	2002 ABoone, Dunn.....	26
1910 Mitchell.....	5	1941 FMcCormick.....	17	1972 Bench.....	*40	2003 Dunn.....	27
1911 Hoblitzell.....	11	1942 FMcCormick.....	13	1973 Perez.....	27	2004 Dunn.....	46
1912 Mitchell, Bescher.....	4	1943 Tipton.....	9	1974 Bench.....	33	2005 Dunn.....	40
1913 Bates.....	6	1944 FMcCormick.....	20	1975 Bench.....	28	2006 Dunn.....	40
1914 Niehoff.....	4	1945 Miller.....	13	1976 Foster.....	29	2007 Dunn.....	40
1915 TGriffith.....	4	1946 Hatton.....	14	1977 Foster.....	*52	2008 Dunn.....	32
1916 Chase.....	4	1947 Miller.....	19	1978 Foster.....	*40	2009 Votto.....	25
1917 3 players tied.....	4	1948 Sauer.....	35	1979 Foster.....	30	2010 Votto.....	37
1918 Roush.....	5	1949 Cooper.....	16	1980 Foster.....	25	2011 Bruce.....	32
1919 Groh.....	5	1950 Kluszewski.....	25	1981 Foster.....	22	2012 Bruce.....	34
1920 Daubert, Roush.....	4	1951 Ryan.....	16	1982 Driessen.....	17	2013 Bruce.....	30
1921 Roush.....	4	1952 Kluszewski.....	16	1983 Redus.....	17	2014 Frazier.....	29
1922 Daubert.....	12	1953 Kluszewski.....	40	1984 Parker.....	16	2015 Frazier.....	35
1923 Hargrave.....	10	1954 Kluszewski.....	*49	1985 Parker.....	34	2016 Duvall.....	33
1924 4 players tied.....	4	1955 Kluszewski.....	47	1986 Parker.....	31	2017 Votto.....	36
1925 Roush, Smith.....	8	1956 Robinson.....	38	1987 Davis.....	37	2018 Suárez.....	34
1926 Roush.....	7	1957 Crowe.....	31	1988 Davis.....	26	2019 Suárez.....	49
1927 Walker.....	6	1958 Robinson.....	31	1989 Davis.....	34	2020 Suárez.....	15
1928 Picinich.....	7	1959 Robinson.....	36	1990 Sabo.....	25	2021 Votto.....	36
1929 Walker.....	7	1960 Robinson.....	31	1991 O'Neill.....	28	2022 Drury.....	20
1930 Heilmann.....	19	1961 Robinson.....	37	1992 O'Neill.....	14		

* Led League

Runs Batted In

1900 Beckley.....	94	1931 Cuccinello.....	93	1962 Robinson.....	136	1993 RSanders.....	83
1901 Crawford.....	104	1932 Herman.....	87	1963 Pinson.....	106	1994 Morris.....	78
1902 Crawford.....	78	1933 Bottomley.....	83	1964 Robinson.....	96	1995 RSanders.....	99
1903 Steinfeldt.....	83	1934 Bottomley.....	78	1965 DJohnson.....	*130	1996 Larkin.....	89
1904 Corcoran.....	74	1935 Goodman.....	72	1966 Cardnas, DJohns.....	81	1997 Greene.....	91
1905 Seymour.....	*121	1936 Cuyler.....	74	1967 Perez.....	102	1998 BBoone.....	95
1906 Schlei.....	54	1937 Kampouris.....	71	1968 Perez.....	92	1999 Vaughn.....	118
1907 Ganzel.....	64	1938 FMcCormick.....	106	1969 Perez.....	122	2000 Griffey Jr.....	118
1908 Lobert.....	63	1939 FMcCormick.....	*128	1970 Bench.....	*148	2001 Casey.....	89
1909 Mitchell.....	86	1940 FMcCormick.....	127	1971 May.....	98	2002 ABoone.....	87
1910 Mitchell.....	88	1941 FMcCormick.....	97	1972 Bench.....	*125	2003 Casey.....	80
1911 Hoblitzell.....	91	1942 FMcCormick.....	89	1973 Bench.....	104	2004 Dunn.....	102
1912 Hoblitzell.....	85	1943 Miller.....	71	1974 Bench.....	*129	2005 Dunn.....	101
1913 Hoblitzell.....	62	1944 FMcCormick.....	102	1975 Bench.....	110	2006 Dunn.....	92
1914 Niehoff.....	49	1945 FMcCormick.....	81	1976 Foster.....	*121	2007 Dunn.....	106
1915 TGriffith.....	85	1946 Hatton.....	69	1977 Foster.....	*149	2008 Votto.....	84
1916 Chase.....	82	1947 Miller.....	87	1978 Foster.....	*120	2009 Phillips.....	98
1917 Chase.....	86	1948 Sauer.....	97	1979 Foster.....	98	2010 Votto.....	113
1918 SMagee.....	*76	1949 Hatton.....	69	1980 Foster.....	93	2011 Votto.....	103
1919 Roush.....	71	1950 Kluszewski.....	111	1981 Foster.....	90	2012 Bruce.....	99
1920 Roush.....	90	1951 Kluszewski.....	77	1982 Cedeno, Driessen.....	57	2013 Bruce.....	109
1921 Roush.....	71	1952 Kluszewski.....	86	1983 Oester.....	58	2014 Frazier, Mesoraco.....	80
1922 Duncan.....	94	1953 Kluszewski.....	108	1984 Parker.....	94	2015 Frazier.....	89
1923 Roush.....	88	1954 Kluszewski.....	*141	1985 Parker.....	*125	2016 Duvall.....	103
1924 Roush.....	72	1955 Kluszewski.....	113	1986 Parker.....	116	2017 Votto.....	100
1925 Roush.....	83	1956 Kluszewski.....	102	1987 Davis.....	100	2018 Suárez.....	104
1926 Pipp.....	99	1957 Crowe.....	92	1988 Davis.....	93	2019 Suárez.....	103
1927 Walker.....	80	1958 Robinson.....	83	1989 Davis.....	101	2020 Suárez.....	38
1928 Walker.....	73	1959 Robinson.....	125	1990 Davis.....	86	2021 Castellanos.....	100
1929 Kelly.....	103	1960 Robinson.....	83	1991 O'Neill.....	91	2022 Farmer.....	78
1930 Heilmann.....	91	1961 Robinson.....	124	1992 Larkin.....	78		

* Led League

Stolen Bases

1900 Barrett..... 44	1931 Stripp..... 5	1962 Pinson..... 26	1993 RSanders..... 27
1901 Harley..... 37	1932 Herman..... 7	1963 Pinson..... 27	1994 Larkin..... 26
1902 Corcoran..... 20	1933 Morrissey..... 5	1964 Harper..... 24	1995 Larkin..... 51
1903 Donlin..... 26	1934 Piet, Slade..... 6	1965 Harper..... 35	1996 Larkin..... 36
1904 Odwell..... 30	1935 Goodman..... 14	1966 Harper..... 29	1997 DSanders..... 56
1905 Corcoran..... 28	1936 Cuyler..... 16	1967 Pinson..... 16	1998 Larkin..... 26
1906 Huggins..... 41	1937 Goodman, Cuyler..... 10	1968 Pinson..... 27	1999 Cameron, Reese..... 38
1907 Lobert..... 30	1938 Frey..... 4	1969 Tolan..... 26	2000 Reese..... 29
1908 Lobert..... 47	1939 Werber..... 15	1970 Tolan..... *57	2001 Reese..... 25
1909 Bescher..... *54	1940 Frey..... *22	1971 Rose..... 13	2002 ABoone..... 32
1910 Bescher..... *70	1941 Frey..... 16	1972 Morgan..... 58	2003 ABoone..... 15
1911 Bescher..... *81	1942 Walker..... 11	1973 Morgan..... 67	2004 Freel..... 37
1912 Bescher..... *67	1943 Miller, Marshall..... 8	1974 Morgan..... 58	2005 Freel..... 36
1913 Bescher..... 38	1944 Miller..... 9	1975 Morgan..... 67	2006 Freel..... 37
1914 Herzog..... 46	1945 Clay..... 19	1976 Morgan..... 60	2007 Phillips..... 32
1915 Herzog..... 35	1946 Haas..... 22	1977 Morgan..... 49	2008 Phillips..... 23
1916 Chase..... 22	1947 Haas, Adams..... 9	1978 Driessen..... 28	2009 Phillips, Taveras..... 25
1917 Neale..... 25	1948 Baumholtz..... 8	1979 Morgan..... 28	2010 Stubbs..... 30
1918 Roush..... 24	1949 Wyrostek..... 7	1980 Collins..... 79	2011 Stubbs..... 40
1919 Neale..... 28	1950 Adams..... 7	1981 Collins..... 26	2012 Stubbs..... 30
1920 Roush..... 36	1951 Ryan..... 11	1982 Milner..... 18	2013 Choo..... 20
1921 Bohne..... 26	1952 Adams..... 11	1983 Milner..... 41	2014 Hamilton..... 56
1922 Burns..... 30	1953 Bridges, Grngrass..... 6	1984 Redus..... 48	2015 Hamilton..... 57
1923 Bohne..... 16	1954 Temple..... 21	1985 Redus..... 48	2016 Hamilton..... 58
1924 Pinelli..... 23	1955 Temple..... 19	1986 Davis..... 80	2017 Hamilton..... 59
1925 Roush..... 22	1956 Temple..... 14	1987 Davis..... 50	2018 Hamilton..... 34
1926 3 players tied..... 8	1957 Temple..... 19	1988 Sabo..... 46	2019 Puig, Senzel..... 14
1927 Allen..... 12	1958 Temple..... 15	1989 Davis..... 21	2020 Akiyama..... 7
1928 Walker..... 19	1959 Pinson..... 21	1990 Hatcher, Larkin..... 30	2021 India..... 12
1929 Swanson..... 33	1960 Pinson..... 32	1991 Larkin..... 24	2022 Senzel..... 8
1930 Stripp..... 15	1961 Pinson..... 23	1992 Roberts..... 44	

* Led League

NATIONAL LEAGUE BATTING LEADERS - SINCE 1900

Batting Average (8)

Cy Seymour..... 1905 (.377)
Hal Chase..... 1916 (.339)
Edd Roush..... 1917 (.341)
Edd Roush..... 1919 (.321)
Ernie Lombardi..... 1938 (.342)
Pete Rose..... 1968 (.335)
Pete Rose..... 1969 (.348)
Pete Rose..... 1973 (.338)

Runs (13)

Bob Bescher..... 1912 (120)
Heinie Groh..... 1918 (86)
Billy Werber..... 1939 (115)
Frank Robinson..... 1956 (122)
Vada Pinson..... 1959 (131)
Frank Robinson..... 1962 (134)
Tommy Harper..... 1965 (126)
Pete Rose..... *1969 (120)
Joe Morgan..... 1972 (122)
Pete Rose..... 1974 (110)
Pete Rose..... 1975 (112)
Pete Rose..... 1976 (130)
George Foster..... 1977 (124)

Hits (15)

Cy Seymour..... 1905 (219)
Hal Chase..... 1916 (184)
Heinie Groh..... 1917 (182)
Frank McCormick..... 1938 (209)
Frank McCormick..... 1939 (209)
Frank McCormick..... *1940 (191)

Ted Kluszewski..... 1955 (192)
Vada Pinson..... 1961 (208)
Vada Pinson..... 1963 (204)
Pete Rose..... 1965 (209)
Pete Rose..... *1968 (210)
Pete Rose..... *1970 (205)
Pete Rose..... 1972 (198)
Pete Rose..... 1973 (230)
Pete Rose..... 1976 (215)

Doubles (17)

Harry Steinfieldt..... *1903 (32)
Cy Seymour..... 1905 (40)
Heinie Groh..... 1917 (39)
Heinie Groh..... 1918 (28)
Edd Roush..... 1923 (41)
Frank McCormick..... 1940 (44)
Eddie Miller..... 1947 (38)
Don Hoak..... 1957 (39)
Vada Pinson..... 1959 (47)
Vada Pinson..... 1960 (37)
Frank Robinson..... 1962 (51)
Pete Rose..... 1974 (45)
Pete Rose..... 1975 (47)
Pete Rose..... 1976 (42)
Pete Rose..... 1978 (51)
Dave Parker..... 1985 (42)
Joey Votto..... 2011 (40)

Triples (13)

Sam Crawford..... *1902 (22)
Cy Seymour..... 1905 (21)
John Ganzel..... *1907 (16)
Mike Mitchell..... 1909 (17)
Mike Mitchell..... 1910 (18)
Jake Daubert..... 1922 (22)
Edd Roush..... 1924 (21)
Babe Herman..... 1932 (19)
Ival Goodman..... 1935 (18)
Ival Goodman..... 1936 (14)
Vada Pinson..... 1963 (14)
Vada Pinson..... 1967 (13)
Mariano Duncan..... 1990 (11)

Home Runs (7)

Sam Crawford..... 1901 (16)
Fred Odwell..... 1905 (9)
Ted Kluszewski..... 1954 (49)
Johnny Bench..... 1970 (45)
Johnny Bench..... 1972 (40)
George Foster..... 1977 (52)
George Foster..... 1978 (40)

Total Bases (6)

Sam Crawford..... 1902 (256)
Cy Seymour..... 1905 (325)
Johnny Bench..... 1974 (315)
George Foster..... 1977 (388)
Dave Parker..... 1985 (350)
Dave Parker..... 1986 (304)

Runs Batted In (12)**

Cy Seymour..... 1905 (21)
Sherry Magee..... 1918 (76)
Frank McCormick..... 1939 (128)
Ted Kluszewski..... 1954 (141)
Deron Johnson..... 1965 (130)
Johnny Bench..... 1970 (148)
Johnny Bench..... 1972 (125)
Johnny Bench..... 1974 (129)
George Foster..... 1976 (121)
George Foster..... 1977 (149)
George Foster..... 1978 (120)
Dave Parker..... 1985 (125)

Stolen Bases (6)

Bob Bescher..... 1909 (54)
Bob Bescher..... 1910 (70)
Bob Bescher..... 1911 (81)
Bob Bescher..... 1912 (67)
Lonny Frey..... 1940 (22)
Bobby Tolan..... 1970 (57)

* Tied for league lead

** RBI became official stat in 1920

CAREER BATTING RECORDS - SINCE 1900

Highest Batting Average.....	332, Cy Seymour
Highest Slugging Percentage.....	554, Frank Robinson
Most Runs.....	1,741, Pete Rose
Most Hits.....	3,358, Pete Rose
Most RBI.....	1,376, Johnny Bench
Most Stolen Bases.....	406, Joe Morgan
Most Walks.....	1,338, Joey Votto
Most Strikeouts.....	1,578, Joey Votto
Most Singles.....	2,490, Pete Rose
Most Doubles.....	601, Pete Rose
Most Triples.....	152, Edd Roush
Most Home Runs.....	389, Johnny Bench
Most Home Runs (Left-handed Batter).....	342, Joey Votto
Highest Home Run Percentage, per 100 AB.....	7.2, Adam Dunn
Fewest AB Per Home Run.....	13.8, Adam Dunn
Most Grand Slams.....	11, Johnny Bench
Most Seasons, 20 Or More Home Runs.....	11, Johnny Bench
Most Seasons, 30 Or More Home Runs.....	7, Frank Robinson
Most Extra-Base Hits.....	868, Pete Rose
Most Total Bases.....	4,645, Pete Rose
Most Seasons.....	19 (3x), Pete Rose (1963-78, 1984-86), Dave Concepcion (1970-88), Barry Larkin (1986-2004)
Most Games Played.....	2,722, Pete Rose
Most Consecutive Games Played.....	678, Pete Rose
Most At-Bats.....	10,934, Pete Rose
Most Pinch-Hit At-Bats.....	284, Red Lucas
Most Pinch-Hits.....	80, Red Lucas
Most Pinch-Hit Home Runs.....	13, Jerry Lynch

Reds Batting Top 5 - Since 1900

<p>GAMES</p> <p>Rose2,722</p> <p>Concepcion.....2,488</p> <p>Larkin.....2,180</p> <p>Bench2,158</p> <p>Votto1,991</p>	<p>HITS</p> <p>Rose3,358</p> <p>Larkin.....2,340</p> <p>Concepcion.....2,326</p> <p>Votto2,093</p> <p>Bench2,048</p>	<p>DOUBLES</p> <p>Rose601</p> <p>Votto453</p> <p>Larkin.....441</p> <p>Concepcion.....389</p> <p>Bench381</p>	<p>EXTRA-BASE HITS</p> <p>Rose868</p> <p>Votto817</p> <p>Bench794</p> <p>Larkin.....715</p> <p>FRobinson692</p>
<p>AT-BATS</p> <p>Rose10,934</p> <p>Concepcion.....8,723</p> <p>Larkin.....7,937</p> <p>Bench7,658</p> <p>Votto7,044</p>	<p>RUNS</p> <p>Rose1,741</p> <p>Larkin.....1,329</p> <p>Votto1,145</p> <p>Bench1,091</p> <p>FRobinson1,044</p>	<p>TRIPLES</p> <p>Roush152</p> <p>Rose115</p> <p>Pinson.....96</p> <p>CWalker.....94</p> <p>MMitchell88</p>	<p>TOTAL BASES</p> <p>Rose4,645</p> <p>Bench3,644</p> <p>Votto3,616</p> <p>Larkin.....3,527</p> <p>Pérez3,246</p>
<p>BATTING AVERAGE</p> <p>Seymour332</p> <p>Roush331</p> <p>Beckley.....325</p> <p>Hargrave.....314</p> <p>Bressler311</p>	<p>RBI</p> <p>Bench1,376</p> <p>Pérez1,192</p> <p>Votto1,106</p> <p>Rose1,036</p> <p>FRobinson1,009</p>	<p>HOME RUNS</p> <p>Bench389</p> <p>Votto342</p> <p>FRobinson324</p> <p>Pérez287</p> <p>Dunn.....270</p>	<p>STOLEN BASES</p> <p>Morgan406</p> <p>Larkin.....379</p> <p>Concepcion.....321</p> <p>Bescher320</p> <p>Hamilton277</p>

REDS ALL-TIME GRAND SLAM LEADERS

Johnny Bench.....11	Dave Parker.....5	Devin Mesoraco.....4	Ernie Lombardi.....3
Adam Dunn.....9	Tony Perez.....5	Joe Morgan.....4	Joe Oliver.....3
George Foster.....9	Brandon Phillips.....5	Ed Bailey.....3	Wally Post.....3
Eric Davis.....7	Frank Robinson.....5	Gus Bell.....3	Chris Sabo.....3
Dave Concepcion.....6	Joey Votto.....4	Adam Duvall.....3	Andy Seminick.....3
Vada Pinson.....6	Jay Bruce.....4	Willie Greene.....3	Eugenio Suárez.....3
Nick Esasky.....5	Ray Knight.....4	Ken Griffey Jr.....3	
Scooter Gennett.....5	Jason LaRue.....4	Ted Kluszewski.....3	

SINGLE-SEASON BATTING RECORDS - SINCE 1900

Club Records

Most Players Used	66, 2022
Most Players With 100 Starts	9, 2017 (Votto, Duvall, Suárez, Hamilton, Schebler, Peraza, Cozart, Gennett, Barnhart)
Most At-Bats	5,767, 1968
Most Runs Scored	865, 1999
Fewest Runs Scored	489, 1908
Most Runs Batted In	820, 1999
Most Hits	1,599, 1976
Fewest Hits	1,108, 1908
Highest Batting Average296, 1922
Lowest Batting Average227, 1908
Most .300 Hitters	5 (2x), 1976, 1903
Highest Slugging Percentage451, 1999
Lowest Slugging Percentage294, 1908
Most Singles	1,191, 1922
Most Doubles	335, 2005
Most Triples	120, 1926
Most Home Runs	227, 2019
Most Home Runs, Road	112, 1999
Most Grand Slams	11, 2018
Most Pinch-Hit Home Runs	13, 2006
Most Consecutive Games With One or More Homers	21, 1956 (41 HR)
Most Home Runs, Month	51, September 1999
Most Players With 10 Home Runs	10 (2x), 1999 & 2000
Most Players With 15 Home Runs	7 (3x), 2006, 2007 & 2021
Most Players With 20 Home Runs	6, 2017 (Votto, Duvall, Schebler, Gennett, Suárez, Cozart)
Most Players With 30 Home Runs	3 (5x), 1956 (Robinson, Post, Kluszewski), 1970 (Bench, Perez, May), 2007 (Dunn, Griffey, Phillips), 2017 (Votto, Duvall, Schebler) 2021 (Votto, Castellanos, Suárez)
Fewest Home Runs, Season	14, 1908, 1916
Most Home Runs vs One Opponent	44, 1956 vs Brooklyn
Most Home Runs, Season, Home	129, 2021
Most Players with 60 RBI	7 (4x), 1894, 1956, 1976, 2021
Most Extra-Base Hits	572, 2005
Most Total Bases	2,549 (2x), 1999, 2000
Most Sacrifices (no sacrifice flies)	239, 1926
Most Sacrifice Flies	66, 1993
Most Walks	693, 1974
Most Strikeouts	1,436, 2019
Fewest Strikeouts	303, 1918
Most Players With 100 Strikeouts	6, 2021
Most Hit Batsmen	105, 2021
Fewest Hit Batsmen	11, 1951
Most Grounded Into Double Plays	143, 1982
Fewest Grounded Into Double Plays	85, 1991
Most Men Left On Base	1,328, 1976
Fewest Men Left On Base	997, 1921
Most Stolen Bases	310, 1910
Most Caught Stealing	136, 1922

REDS HIGHEST SINGLE-SEASON HOME RUN TOTALS

2019.....	227	1956.....	**221	2006.....	217	2007.....	204
2021.....	222	2017.....	219	1999.....	209	2000.....	200
2005.....	*222						* 163 games, ** 154 games

Individual Records

Most Games	163 (2x), Leo Cardenas, 1964; Pete Rose, 1974
Most At Bats	680, Pete Rose, 1973
Most At Bats, Pinch hitter	78, Skip Schumaker, 2015
Most Plate Appearances, Pinch hitter	88, Jacob Cruz, 2005
Highest Batting Average.....	.377, Cy Seymour, 1905
Highest Slugging Percentage.....	.681, Kevin Mitchell, 1994
Highest Slugging Percentage (Non-strike Season).....	.642, Ted Kluszewski, 1954
Highest On-base Percentage.....	.474, Joey Votto, 2012
Most Hits.....	230, Pete Rose, 1973
Most Pinch-Hits.....	20, Jacob Cruz, 2005
Longest Hitting Streak.....	44, Pete Rose, 6/14-7/31, 1978
Consecutive Hits.....	10, Woody Williams (over 2 games), 9/5-9/6, 1943; Bip Roberts (over 4 games), 9/19-9/23, 1992
Most Consecutive Games With Extra-Base Hit.....	9 (2x); Sam Crawford, 1900; Pete Rose, 7/31-8/8, 1966
Consecutive Plate Appearances Reaching Base.....	13, Barry Larkin (over 4 games), 5/25-5/27, 1997
Most Runs	134, Frank Robinson, 1962
Consecutive Games Scoring Run	17, Ted Kluszewski, 1954 (24 Runs)
Most RBI.....	149, George Foster, 1977
Most RBI, One Month.....	45, Gus Bell, June 1953
Consecutive Games Driving In Run	10, Joe Morgan, 1976 (17 RBI)
Most Singles.....	181, Pete Rose, 1973
Most Doubles.....	51 (2x), Frank Robinson, 1962; Pete Rose, 1978
Most Triples.....	23, Sam Crawford, 1902
Most Home Runs (Left-handed Batter).....	49, Ted Kluszewski, 1954
Most Home Runs (Right-handed Batter).....	52, George Foster, 1977
Most Home Runs, Switch-Hitter	23, Felipe Lopez, 2005
Consecutive Games Hitting HR.....	7, Joey Votto, 7/24-7/30, 2021
Most Home Runs in Consecutive Games.....	9, Joey Votto, 7 games, 7/24-7/30, 2021
Most Home Runs At Home.....	34, Ted Kluszewski, 1954
Most Home Runs On Road	31, George Foster, 1977
Most Home Runs, One Month	14 (3x), Frank Robinson, August 1962; Greg Vaughn, September 1999; Aristides Aquino August, 2019
Most Leadoff Home Runs	8, Kal Daniels, 1987
Most Pinch-Hit Home Runs	5, Jerry Lynch, 1961
Most Home Runs, First Base, Season	49, Ted Kluszewski, 1954
Most Home Runs, Second Base, Season.....	30, Brandon Phillips, 2007
Most Home Runs, Shortstop, Season	33, Barry Larkin, 1996
Most Home Runs, Third Base, Season.....	49, Eugenio Suárez, 2019
Most Home Runs, Catcher, Season.....	38, Johnny Bench, 1970
Most Home Runs, Outfielder, Season.....	52, George Foster, 1977
Most Home Runs By Two Players, Season.....	87, Kluszewski (47), Post (40), 1955
Most Home Runs By Three Players, Season.....	119, Bench (45), Perez (40), May (34), 1970
Most Grand Slams.....	4, Scooter Gennett, 2017
Most Grand Slams, Month.....	3, Eric Davis, May 1987
Most Grand Slams, Consecutive Games	2, Eric Davis, 5/4-5/5, 1996 at San Francisco
Most Extra-Base Hits.....	92, Frank Robinson, 1962
Most Total Bases.....	388, George Foster, 1977
Most Walks.....	143, Joey Votto, 2015
Consecutive Games, Walk	13, Adam Dunn, 5/15-5/28, 2002
Most Hit By Pitch.....	26, Shin-Soo Choo, 2013
Most Strikeouts, LH Batter.....	195, Adam Dunn, 2004
Most Strikeouts, RH Batter.....	205, Drew Stubbs, 2011
Fewest Strikeouts.....	13, Frank McCormick, 1941
Most Sacrifices (including Sacrifice Flies).....	39, Jake Daubert, 1919
Most Sacrifice Bunts	31, Roy McMillan, 1954
Most Sacrifice Flies	13, Johnny Temple, 1959
Most Stolen Bases.....	81, Bob Bescher, 1911
Most Caught Stealing	28, Pat Duncan, 1922
Most GDP.....	30, Ernie Lombardi, 1938
Fewest GDP (150 or more games).....	1 (2x), Billy Hamilton (2x), 2014 & 2018

Individual Records, Rookies

Most Games	157, Pete Rose, 1963
Most At Bats	643, Frank Baumholtz, 1947
Most Plate Appearances, Pinch Hitter	61, Brady Clark, 2001
Most At Bats, Pinch hitter	51, Patrick Kivlehan, 2017
Highest Batting Average350, Walter Christensen, 1926
Highest Slugging Percentage558, Frank Robinson, 1956
Highest Pinch-Hit Batting Average388, Walter Christensen, 1926
Most Hits	209, Frank McCormick, 1938
Most Runs	122, Frank Robinson, 1956
Most RBI	106, Frank McCormick, 1938
Most Stolen Bases	56, Billy Hamilton, 2014
Most Singles	160, Frank McCormick, 1938
Most Doubles	47, Vada Pinson, 1959
Most Triples	18, Ival Goodman, 1935
Most Home Runs	38, Frank Robinson, 1956
Most Home Runs, One Month	14, Aristides Aquino, August, 2019
Most Extra-Base Hits	76, Vada Pinson, 1959
Most Total Bases	330, Vada Pinson, 1959
Most Walks	94, Bernie Carbo, 1970
Most Strikeouts	141, Jonathan India, 2021
Most Hit By Pitch	23, Jonathan India, 2021

Home Runs by Reds Trios

119	1970	Bench (45), Perez (40), May (34)
114	1955	Kluszewski (47), Post (40), Bell (27)
109	1956	Robinson (38), Post (36), Kluszewski (35)
105	1977	Foster (52), Bench (31), Morgan (22)
101	2021	Votto (36), Castellanos (34), Suárez (31)
101	1969	May (38), Perez (37), Bench (26)
100	2007	Dunn (40), Griffey Jr. (30), Phillips (30)

Reds with 3 Grand Slams in a Season

Frank Robinson	1962
Lee May	1970
Ray Knight	1980
Eric Davis	1987
Chris Sabo	1993
Devin Mesoraco	2014
Scotter Gennett (4, club record)	2017

Home Runs by Reds Duos

87	1955	Kluszewski (47), Post (40)
85	1970	Bench (45), Perez (40)
83	1977	Foster (52), Bench (31)
76	1954	Kluszewski (49), Greengrass (27)
75	2005	Dunn (40), Griffey Jr. (35)
	1969	May (38), Perez (37)
74	1956	Robinson (38), Post (36)
72	2004	Dunn (46), Pena (26)
71	2019	Suárez (49), Puig (22)
70	1953	Kluszewski (40), Post (30)
	1999	Vaughn (45), Casey (25)
	2007	Dunn (40), Griffey Jr. (30)
	2007	Dunn (40), Phillips (30)
	2021	Votto (36), Castellanos (34)

Reds with 30 Home Runs & 30 Steals in a Season

1987	Eric Davis, OF	37 HR, 50 SB
1996	Barry Larkin, SS	33 HR, 36 SB
2007	Brandon Phillips, 2B	30 HR, 32 SB

Reds with 30 Home Runs in a Season

52	George Foster	1977	39	Lee May	1971	34	Nick Castellanos	2021	31	Eugenio Suárez	2021	
49	Eugenio Suárez	2019		Frank Robinson	1962		Jay Bruce	2012		Adam Duvall	2017	
	Ted Kluszewski	1954	38	Lee May	1969		Eric Davis	1989		Dave Parker	1986	
47	Ted Kluszewski	1955		Frank Robinson	1956		Dave Parker	1985		Johnny Bench	1977	
46	Adam Dunn	2004	37	Joey Votto	2010		Lee May	1970		Frank Robinson	1960	
45	Greg Vaughn	1999		Eric Davis	1987		Eugenio Suárez	2018		Frank Robinson	1958	
	Johnny Bench	1970		Tony Perez	1969	33	Adam Duvall	2016		George Crowe	1957	
40	Adam Dunn	2007		Frank Robinson	1961		Barry Larkin	1996		30	Scott Schebler	2017
	Adam Dunn	2006		Joey Votto	2021		Johnny Bench	1974			Brandon Phillips	2007
	Adam Dunn	2005	36	Joey Votto	2017		Frank Robinson	1965			Ken Griffey Jr.	2007
	Ken Griffey Jr.	2000		Frank Robinson	1959		Jay Bruce	2011			Kevin Mitchell	1994
	George Foster	1978		Wally Post	1956		Adam Dunn	2008			George Foster	1979
	Johnny Bench	1972	35	Todd Frazier	2015		Deron Johnson	1965			Gus Bell	1953
	Tony Perez	1970		Ken Griffey Jr.	2005						Ival Goodman	1938
	Wally Post	1955		Ted Kluszewski	1956						Jay Bruce	2013
	Ted Kluszewski	1953		Hank Sauer	1948							

Reds with 200 Hits in a Season

230	Pete Rose	1973
219	Cy Seymour	1905
218	Pete Rose	1969
215	Pete Rose	1976
210	Pete Rose	1968, 1975
209	FMcCormick	1938, 1939
	Pete Rose	1965
208	Vada Pinson	1961

	Frank Robinson	1962
205	Pete Rose	1966, 1970
	Vada Pinson	1959
	Jake Daubert	1922
204	Vada Pinson	1963, 1965
	Pete Rose	1977

Reds with 60 Steals in a Season

81	Bob Bescher	1911
80	Eric Davis	1986
79	Dave Collins	1980
70	Bob Bescher	1910
67	Bob Bescher	1912
67	Joe Morgan	1973, 1975
60	Joe Morgan	1976

Reds with 100 RBI in a Season

149	George Foster	1977
148	Johnny Bench	1970
141	Ted Kluszewski	1954
136	Frank Robinson	1962
130	Deron Johnson	1965
129	Tony Perez	1970
	Johnny Bench	1974
128	Frank McCormick	1939
127	Frank McCormick	1940
125	Frank Robinson	1959
	Johnny Bench	1972
	Dave Parker	1985
124	Frank Robinson	1961
122	Tony Perez	1969
121	Cy Seymour	1905
	George Foster	1976
120	George Foster	1978
118	Greg Vaughn	1999
	Ken Griffey Jr.	2000
116	Dave Parker	1986

115	Gus Bell	1959
113	Ted Kluszewski	1955
	Frank Robinson	1965
	Joey Votto	2010
111	Ted Kluszewski	1950
	Joe Morgan	1976
110	Lee May	1969
	Johnny Bench	1975
109	Wally Post	1955
	Tony Perez	1975
	Johnny Bench	1977
	Jay Bruce	2013
108	Ted Kluszewski	1953
106	Frank McCormick	1938
	Vida Pinson	1963
	Adam Dunn	2007
105	Gus Bell	1953
104	Sam Crawford	1901
	Gus Bell	1955

	Johnny Bench	1973
	Eugenio Suárez	2018
103	George Kelly	1929
	Joey Votto	2011
	Brandon Phillips	2013
	Adam Duval	2016
	Eugenio Suárez	2019
102	Frank McCormick	1944
	Ted Kluszewski	1956
	Tony Perez	1967
	Adam Dunn	2004
101	Gus Bell	1954
	Tony Perez	1973, 1974
	Eric Davis	1989
	Adam Dunn	2005
100	Jim Greengrass	1953
	Vida Pinson	1962
	Eric Davis	1987
	Joey Votto	2017
	Nick Castellanos	2021

Reds with 100 Runs Scored in a Season

134	Frank Robinson	1962
131	Vada Pinson	1959
130	Pete Rose	1976
126	Tommy Harper	1965
124	George Foster	1977
122	Frank Robinson	1956
	Joe Morgan	1972
120	Bob Bescher	1912
	Pete Rose	1969, 1970
	Eric Davis	1987
117	Miller Huggins	1905
	Frank Robinson	1961
	Pete Rose	1965
	Ken Griffey Sr.	1977
	Barry Larkin	1996
116	Wally Post	1955
	Ted Kluszewski	1955
	Joe Morgan	1973
115	Bill Werber	1939
	Pete Rose	1973
114	Jimmy Barrett	1900
	Jack Daubert	1922

113	Joe Morgan	1976, 1977
112	Bob Tolan	1970
	Pete Rose	1975
111	Ken Griffey Sr.	1976
110	Mike Donlin	1903
	Pete Rose	1974
109	Frank Robinson	1965
108	Johnny Bench	1974
	Barry Larkin	1999
107	Vada Pinson	1960, 1962
	Tony Perez	1970
	Pete Rose	1972
	Joe Morgan	1974, 1975
	Adam Dunn	2005
	Brandon Phillips	2007
	Shin-Soo Choo	2013
106	Bob Bescher	1911
	Frank Robinson	1959
	Joey Votto	2010
	Joey Votto	2017
105	Bill Werber	1940
	Adam Dunn	2004

104	George Burns	1922
	Ted Kluszewski	1954
	Gus Bell	1954
	Bobby Tolan	1969
	Greg Vaughn	1999
103	Ival Goodman	1938
	Frank Robinson	1964
	Tony Perez	1969
	Pete Rose	1978
	Sean Casey	1999
102	Lonny Frey	1940
	Gus Bell	1953
	Johnny Temple	1959
101	Vada Pinson	1961
	Pete Rose	1963
	Sean Casey	2004
	Adam Dunn	2007
	Joey Votto	2011
	Joey Votto	2013
	Joey Votto	2016
100	Evar Swanson	1929
	Ken Griffey Jr.	2000
	Brandon Phillips	2010

Reds 20-Game Hitting Streaks

44 Pete Rose.....1978	Johnny Bates.....1911	Brandon Phillips.....2007	20 Al Libke.....*1945
29 Hal Morris.....1996	Hughie Critz.....1928	21 Jimmy Barrett.....1900	Tony Perez.....1968
27 Edd Roush.....1920, '24	Tommy Harper.....1966	Cy Seymour.....1905	Pete Rose.....1977 (2x)
Vada Pinson.....1965	23 Heinie Groh.....1917	Ron Oester.....1984	Kevin Mitchell.....1993
25 Rube Bressler.....1927	Vada Pinson.....1965	Barry Larkin.....1988	(19 players, 26 times)
Pete Rose.....1967	22 Jake Daubert.....1922	Sean Casey.....2000	* Reds Rookie Record
24 Cy Seymour.....1903	Pete Rose.....1968		

Reds to Hit .300 in a Season

Rk	Player	Avg.	Year	Rk	Player	Avg.	Year	Rk	Player	Avg.	Year
1	C. Seymour	.377	1905		J. Morgan	.320	1976	105	D. Hoblitzel	.308	1909
2	M. Donlin	.351	1903		G. Foster	.320	1977		P. Duncan	.308	1921
	E. Roush	.351	1923		B. Boone	.320	1994		G. Bell	.308	1955
4	E. Roush	.348	1924		J. Votto	.320	2017	108	J. Beckley	.307	1901
	P. Rose	.348	1969	56	B. Larkin	.319	1995		T. Griffith	.307	1915
6	V. Pinson	.343	1961	57	C. Walker	.318	1925		C. Walker	.307	1930
7	C. Seymour	.342	1903		K. Griffey Sr.	.318	1977		T. Kluszewski	.307	1950
	E. Lombardi	.342	1938		R. Knight	.318	1979		J. Temple	.307	1954
	F. Robinson	.342	1962		H. Morris	.318	1991		P. Rose	.307	1972
10	J. Beckley	.341	1900	61	T. Perez	.317	1970		C. Geronimo	.307	1976
	E. Roush	.341	1917		P. Rose	.317	1975	115	J. Daubert	.306	1921
12	G. Harper	.340	1922	63	J. Barrett	.316	1900		B. Pinelli	.306	1924
13	H. Chase	.339	1916		J. Kelly	.316	1903		J. Stripp	.306	1930
	E. Roush	.339	1920		T. Kluszewski	.316	1953		J. Temple	.306	1958
	E. Roush	.339	1925		V. Pinson	.316	1959		F. Robinson	.306	1964
16	P. Rose	.338	1973		P. Rose	.316	1970		G. Foster	.306	1976
17	J. Votto	.337	2012		B. Tolan	.316	1970		D. Concepcion	.306	1981
18	J. Daubert	.336	1922	69	H. Hendrick	.315	1931		R. Sanders	.306	1995
	K. Griffey Sr.	.336	1976		T. Cuccinello	.315	1931	123	B. Pinelli	.305	1922
20	P. Rose	.335	1968		A. Johnson	.315	1969		E. Allen	.305	1928
	H. Morris	.335	1994		S. Casey	.315	2000		F. McCormick	.305	1944
22	S. Crawford	.333	1902	73	A. Galan	.314	1947		V. Pinson	.305	1965
	E. Roush	.333	1918		T. Kluszewski	.314	1955		B. Tolan	.305	1969
	H. Heilmann	.333	1930		T. Perez	.314	1973		K. Griffey, Sr.	.305	1975
25	F. McCormick	.332	1939		J. Votto	.314	2015		J. Votto	.305	2013
	S. Casey	.332	1999	77	C. Seymour	.313	1904	130	H. Groh	.304	1917
27	S. Crawford	.330	1901		C. Walker	.313	1929		J. Daubert	.304	1920
	J. Beckley	.330	1902		L. Scarsella	.313	1936		P. Rose	.304	1971
29	P. Duncan	.328	1922		V. Pinson	.313	1963		B. Larkin	.304	1992
30	J. Beckley	.327	1903		P. Rose	.313	1966	134	C. Hafey	.303	1933
	P. Duncan	.327	1923		H. Morris	.313	1996		F. McCormick	.303	1943
	F. McCormick	.327	1938	83	H. Steinfeldt	.312	1903		D. Collins	.303	1980
	J. Morgan	.327	1975		T. Cuccinello	.312	1930		D. Young	.303	2000
34	B. Herman	.326	1932		P. Rose	.312	1965	138	T. Kluszewski	.302	1956
	K. Cuyler	.326	1936		A. Johnson	.312	1968		P. Rose	.302	1978
	T. Kluszewski	.326	1954		D. Parker	.312	1985		G. Foster	.302	1979
	K. Mitchell	.326	1994		S. Casey	.312	2005		B. Larkin	.302	1991
	J. Votto	.326	2016	89	J. Wyrostek	.311	1951		D. Young	.302	2001
39	S. Barry	.324	1905		F. Robinson	.311	1959	143	E. Tipton	.301	1944
	S. Casey	.324	2004		J. Temple	.311	1959		P. Rose	.301	1967
	J. Votto	.324	2010		P. Rose	.311	1977		D. Concepcion	.301	1978
42	E. Roush	.323	1926		K. Griffey Sr.	.311	1981		B. Larkin	.301	1990
	I. Goodman	.323	1939	94	M. Mitchell	.310	1909		C. Sabo	.301	1991
	F. Robinson	.323	1961		H. Groh	.310	1919		K. Griffey Jr.	.301	2005
	P. Rose	.323	1976		D. Young	.310	1998	149	D. Paskert	.300	1910
	B. Roberts	.323	1992		S. Casey	.310	2001		E. Swanson	.300	1929
47	F. Robinson	.322	1957		S. Gennett	.310	2018		G. Bell	.300	1953
	J. Votto	.322	2009	99	F. McCormick	.309	1940		G. Foster	.300	1975
49	E. Roush	.321	1919		T. Kluszewski	.309	1949		D. Driessen	.300	1977
50	H. Groh	.320	1918		W. Post	.309	1955	154	B. Phillips	.300	2011
	T. Kluszewski	.320	1952		B. Larkin	.309	1998		Min. 3.1 plate apps per team game		
					J. Votto	.309	2011				
					N. Castellanos	.309	2021				

SINGLE-GAME BATTING RECORDS - SINCE 1900
Club Records

Most Runs	26, 6/4/1911 vs Boston
Most Runs in One Inning	14, 8/3/1989 vs Houston (1st inning)
Most Hits	28 (2x), 5/13/1902 vs Philadelphia; 5/19/1999 at Colorado
Most Hits in One Inning	16, 8/3/1989 vs Houston (1st inning)
Most Players With 4 Hits	4, 7/13/19 at Colorado (Ervin 6, Senzel, Puig, Peraza)
Most Doubles	9 (3x), 5/5/1901 at StL; 5/19/1999 at Colorado; 4/16/2016 at St. Louis
Most Triples in One Inning	4, 7/22/1926 vs Boston (2nd inning)
Most Triples	5 (6x), Last: 7/13/19 at Colorado (Senzel 2, Ervin, Peraza, Suárez)
Most Extra-Base Hits	15, 5/19/1999 at Colorado
Most Total Bases	55, 5/19/1999 at Colorado
5 Triples & 3 Home Runs	Major League record, 7/13/19 at Colorado
Most Home Runs	9, 9/4/1999 at Philadelphia (Taubensee 2, Lewis, Reese, Hammonds, ABoone, Vaughn, Young, Johnson)
Most Home Runs in One Inning	4 (3x), Last: 7/4/2010 vs Chicago (7th inning)
Most Home Runs, Inning, Opponent	5 (4x), Last: 4/22/2006 at Milwaukee (4th inning), tied Major League record
Most Home Runs, Inning, In Succession	3 (14x), Last: 5/5/2019 vs San Francisco (Suárez, Winker, Dietrich, 1st)
Most Home Runs, Inning, In Succession, By Opponent	4, 6/8/1961 by Milwaukee (7th inning)
Most Home Runs, Pinch-Hitters, Inning	2, 6/22/1995 vs Atlanta (Taubensee, Anthony)
Most Players With At Least 1 Home Run, Game	8, 9/4/1999 at Philadelphia (Taubensee 2, Lewis, Reese, Hammonds, ABoone, Vaughn, Young, Johnson)
Most Grand Slams	2 (4x), Last: 4/21/2015 at Milwaukee (Bruce, Frazier)
Most Grand Slams, Opponent	2, 9/23/1901 vs Brooklyn (Kelly, Sheckard)
Most Strikeouts, Reds Batters (9 innings)	18 (2x), 7/14/1968 (Game 2) vs Houston; 8/26/1998 vs Chicago
Most Strikeouts, Reds Batters (extra innings)	22, 8/8/1972 vs Los Angeles (19 innings)
Most Strikeouts, Consecutive Plate Appearances, Reds Batters	9, 8/2/2020 at Det (Tyler Alexander)
Most Walks by Reds Batters	16, 10/1/1978 vs Atlanta (14 innings)
Most Walks in One Inning	9, 4/24/1957 vs Chicago (5th inning)
Most Times Hit by a Pitch, Inning	4 (Tied ML record), 5/6/2019 vs SF, 6th inning (Suárez, Peraza, VanMeter, Votto)
Most Times Hit by a Pitch, Game	5 (Tied NL record), 5/6/2019 vs SF (Peraza 2, Suárez, VanMeter, Votto)
Most Stolen Bases	10, 5/29/1913 at St. Louis

The Reds' Biggest Inning Ever

Jim Clancy pitching for the Astros. Mariano Duncan led off with a walk, then stole second with Luis Quinones batting. Quinones singled to the mound, Duncan moved to third base. Eric Davis singled to center scoring Duncan, advancing Quinones to second base (1-0). Ken Griffey hit a 3-run homer to right-center (4-0). Rolando Roomes singled to short. Todd Benzinger singled to right, advancing Roomes to third base. Jeff Reed singled to right, scoring Roomes and advancing Benzinger to second base (5-0).

New Pitcher: Bob Forsch. Ron Oester doubled to right, scoring Benzinger and advancing Reed to third base (6-0). Tom Browning grounded out to first, runners held. With Duncan batting, wild pitch scored Reed, Oester to third base (7-0). Duncan doubled to right, scoring Oester (8-0). Quinones singled to left, advancing Duncan to third base. Davis singled to center, scoring Duncan and advancing Quinones to second base (9-0). Griffey singled to center, scoring Quinones, and advancing Davis to third base (10-0). Roomes singled to third, loading the bases. Benzinger cleared the bases with a double (13-0). Reed singled to center, advancing Benzinger to third base.

Oester singled to right, scoring Benzinger, and advancing Reed to second base (14-0). Browning singled to left, loading the bases. Duncan flied to left. Quinones flied to right. (14 Runs, 16 Hits, 0 Errors, 3 LOB).

MLB Records Set: Most hits in an inning since 1900 (16); most singles in an inning (12) and most players with 2 or more hits in an inning (7).

MLB Records Tied: Most players with 3 or more hits in a game since 1900 (7).

AUGUST 13, 1989

Hou	0	1	0	1	0	0	0	0	0	0	-	2
Cin	14	0	0	0	0	0	3	1	x	-	x	18

REDS BATTING TOTALS

Batter	AB	R	H	HR	RBI	SB
Duncan, ss	4	2	1	0	1	1
Richardson, ss	1	0	0	0	0	0
Quinones, 3b	6	3	3	0	0	0
Davis, cf	4	2	3	0	2	0
Winningham, cf	2	0	0	0	0	0
Griffey, lf	5	2	3	1	4	0
Collins, lf	1	0	0	0	0	0
Roomes, rf	6	3	4	1	1	0
Benzinger, 1b	6	3	4	0	3	0
Reed, c	5	2	4	1	3	0
Oliver, c	0	0	0	0	0	0
Oester, 2b	5	1	3	0	2	0
Browning, p	5	0	1	0	0	0
Totals	50	18	26	3	16	1

3 Consecutive Reds Home Runs in a Game

Hatton, West, Mueller.....	8/11/46/g1 vs St. Louis	Lopez, Dunn, Kearns.....	10/2/05 at St. Louis
Bell, Kluszewski, Greengrass.....	8/15/54 vs St. Louis	Encarnacion, Dunn, Aurilia.....	8/13/06 at Philadelphia
Bell, Kluszewski, Robinson.....	5/31/56 at St. Louis	Heisey, Votto, Bruce.....	9/10/11 at Colorado
Griffey, Foster, Driessen.....	5/27/80 vs Los Angeles	Leake, Cozart, Stubbs.....	5/21/12 vs Atlanta
Sabo, Larkin, Davis.....	6/16/90 vs Houston	Kemp, Suárez, Schebler.....	4/9/19 vs Miami
Duncan, Morris, O'Neill.....	9/14/91 vs Houston	Suárez, Winker, Dietrich.....	5/5/19 vs SF (off Jeff Samardzija)
Larkin, Greene, RSanders.....	4/9/97 at Colorado	Farmer, Moustakas, Fairchild.....	7/13/22 at NYY (off Luis Severino)
Tucker, Griffey Jr., Young.....	5/13/00 at Houston		

Most Strikeouts by Reds Batters in a Game

22*	8/8/1972 vs Los Angeles, won 2-1 (19 inn.), John (13), Brewer (6), Perranoski (2) & Richert (1)
21*	5/8/2001 at Arizona, lost 4-3 (11 inn.), Johnson (20) & Brohawn (1)
20*	8/30/2009 vs Los Angeles, lost 3-2 (12 inn.), Kershaw (11), Troncoso (2), Kuo (2), McDonald (2), Broxton (3)
19*	9/30/2004 at Chicago, won 2-1 (12 inn.), Prior (16), Dempster (1), Remlinger (1) & Farnsworth (1)
18.....	7/14/1968 vs Houston (G2), lost 6-1, Wilson (18)
18*	9/21/1979 at Houston, lost 3-2 (13 inn.), Richard (15) & Sambito (3)
18*	7/28/1989 at Atlanta, won 4-2 (17 inn.), PSmith (7), Acker (2), Eichhorn (5), Assenmacher (2) & Valdez (2)
18.....	8/26/1998 vs Chicago, lost 9-2, Wood (16) & Beck (2)
18*	5/28/2001 vs Chicago, lost 9-6 (13 inn.), Tavarez (4), Farnsworth (4), Gordon (3) & Duncan (7)
18*	7/28/2014 vs Arizona, lost 2-1 (15 inn.), Anderson (8), Ziegler (3), Marshall (3), Delgado (1), Perez (1), Reed (2)

* Extra Innings

MOST HOME RUNS HIT BY REDS IN A GAME

No. Players	Date
*9 A. Boone, Young, Hammonds, Taubensee (2), Vaughn, Reese, Johnson, M. Lewis.....	9/4/99 at Phi
8 Thurman (3), Kluszewski (2), Robinson (2), Post.....	8/18/56 vs Mil
7 Accomplished 8 times, most recently Cairo (2), Hanigan (2), Votto, Frazier, Bruce.....	8/13/11 vs SD

* National League Record

Individual Records

Hits.....	6 (4x), Tony Cuccinello, 8/13/1931 at Boston (G1); Ernie Lombardi, 5/9/1937 at Philadelphia; Walker Cooper, 7/6/1949 vs Chicago; Phillip Ervin, 7/13/2019 at Colorado
Doubles.....	4 (many times), Last: Kyle Farmer, 4/27/2022 vs San Diego
Triples.....	3 (7x), Last: Herm Winningham, 8/15/1990 at St. Louis
Home Runs.....	4, Scooter Gennett, 6/6/2017 vs St. Louis
Hitting For Cycle.....	1 (5x), Last: Eric Davis, 6/2/1989 vs San Diego
Most Grand Slams.....	1 (many times)
Most Total Bases.....	17, Scooter Gennett, 6/6/2017 vs St. Louis
RBI.....	10 (2x), Walker Cooper, 7/6/1949 vs Chicago & Scooter Gennett, 6/6/2017 vs St. Louis
Runs.....	5 (many times), Last: Sean Casey & Jeffrey Hammonds, 5/19/1999 at Colorado
Walks.....	5 (4x), Hughie Critz, 5/28/1926 at StL; Johnny Bench, 7/22/1979 at Chi; Joey Votto (2x), 9/23/2013 vs NYM & 8/27/2017 vs Pit
Strikeouts.....	5 (9x), Last: Jonathan India, 9/11/2022 at Milwaukee
Stolen Bases.....	5 (2x), Ryan Freel, 7/27/2005 at Los Angeles Dodgers & Billy Hamilton, 6/14/2015 at Chicago Cubs
Hits in One Inning.....	2 (many times), Last: Joey Votto, 8/16/21vs Chicago Cubs (7th inning)
Doubles in One Inning.....	2 (many times), Last: Jay Bruce 5/11/2013 vs Milwaukee (3rd inning)
Triples in One Inning.....	2, Curt Walker, 1926 (na)
Home Runs in One Inning.....	2 (2x), Ray Knight, 5/13/1980 vs New York (5th inning); Aaron Boone, 8/9/2002 vs San Diego (1st inning)
Consecutive Innings, RBI.....	7 (2x), Joe Morgan, 8/19/1974 vs Philadelphia (2nd, 3rd innings); Joe Oliver, 8/29/1996 at Colorado (5th, 6th innings)

Reds with 3 Home Runs in a Game

Jake Beckley	at StL	9/26/1897
Alex Kampouris	at Phi	5/9/1937
Walker Cooper	vs StL	7/6/1949
Gus Bell	at Phi	7/21/1955
Smoky Burgess	vs Pit	7/29/1955
Gus Bell	at Chi	5/29/1956
Ed Bailey	at Brkln	6/24/1956
Ted Kluszewski	at StL	7/1/1956
Bob Thurman	vs Mil	8/18/1956
Frank Robinson	vs StL	8/22/1959
Art Shamsky	vs Pit	8/12/1966
Johnny Bench	vs StL	7/26/1970
Johnny Bench	at Phi	5/9/1973
George Foster	vs Atl	7/14/1977
Pete Rose	at NYM	4/29/1978
Johnny Bench	at SD	5/29/1980
Eric Davis	at SF	9/10/1986
Eric Davis	at Phi	5/3/1987
Barry Larkin	vs Hou	6/28/1991
Reggie Sanders	vs Col	8/15/1995
Willie Greene	vs Chi	9/24/1996
Bret Boone	at Chi	9/20/1998

Jeffrey Hammonds	at Col	5/19/1999
Greg Vaughn	at Chi	9/7/1999
Russell Bryanan	at SD	8/4/2002
Aaron Boone	vs SD	8/9/2002
Aaron Boone	vs StL	5/8/2003
Joey Votto (R)	vs Chi	5/7/2008
Jonny Gomes	vs Wsh	8/13/2009
Drew Stubbs	at Chi	7/4/2010
Jay Bruce	vs Chi	8/27/2010
Chris Heisey	vs NYY	6/22/2011/g2
Joey Votto	vs Wsh	5/13/2012
Joey Votto	vs Phi	6/9/2015
Scooter Gennett (4*)	vs StL	6/6/2017
Derek Dietrich	vs Pit	5/28/2019
Aristides Aquino (R)	vs Chi	8/10/2019
Eugenio Suárez	at Pit	9/5/2020
Jesse Winker ^	vs Mil	5/21/2021
Jesse Winker ^	at StL	6/6/2021

* Club record (18 Major League players have hit 4 HR in a game)
 31 Reds players hit 3 homers in a game, accomplished 40 times
 (R) Votto & Aquino are the only Reds rookies with 3 HR in a game
 ^ Winker is only Reds player with two 3-homer games in a season

Reds with 3 Triples in a Game

Long John Reilly	6/14, 1890
Bid McPhee	6/28, 1890
Long John Reilly	10/3, 1891
Jake Beckley	5/19, 1898
Mike Donlin	9/22, 1903
Miller Huggins	10/8, 1904
Herm Winningham	8/15, 1990

Reds with 4 Stolen Bases in a Game

Dick Hoblitzell	1911	9/27 (Boston)
Joe Morgan	1975	9/14 (at San Francisco)
Ken Griffey Sr.	1976	5/30 (Los Angeles)
Gary Redus	1984	4/28 (San Francisco)
Gary Redus	1984	6/3 (Atlanta)
Eddie Milner	1985	9/26 (Atlanta)
Eric Davis	1986	7/24 (Montreal)
Deion Sanders	1997	4/14 (Atlanta)
Felipe Lopez	2006	5/10 (Washington)
Ryan Freel (5sb)	2005	7/27 (at Los Angeles)
Billy Hamilton	2013	9/18 (at Houston)
Billy Hamilton (5sb)	2015	6/14 (at Chicago)
Billy Hamilton	2015	6/29 (Minnesota)
Billy Hamilton	2016	8/7 (at Pittsburgh)

Reds Stealing 2nd, 3rd and Home in One Inning

Hans Robert	9/27/08
Dode Paskert	5/23/10
Greasy Neale	8/15/19

Reds Who Hit For The Cycle

Player	Date	Opponent
Long John Reilly8/6/1890	Pit Innocents
Tom Parrott9/28/1894	NY Giants
Heinie Groh7/5/1915 (G2)	Chi Cubs
Harry Craft6/8/1940	Bklyn Dodgers
Frank Robinson5/2/1959	LA Dodgers
Eric Davis6/2/1989	SD Padres

None of the home runs in the cycles were grand slams. @EliasSports

Reds Hitting HR in 1st Career Plate Appearance

Clyde Vollmer	5/31/42/g2 vs Pittsburgh (first pitch)
Ted Tappe	9/14/50/g1 at Brooklyn (pinch-hit)
Tyler Stephenson	7/27/2020 vs Chicago Cubs

Reds Switch-Hit HR in a Game, Both Sides of the Plate

Pete Rose	8/30/66 vs St. Louis (off Jackson, Dennis)
Pete Rose	8/2/67 vs Atlanta (off Lemaster, Upshaw)
Javier Valentin	7/17/05 vs Colorado (off Wright, Fuentes)

Reds Pitchers with Grand Slams

Ice Box Chamberlain	4/30/1892 vs Wsh (ISP)
Al Hollingsworth	5/28/36 at Chicago
Bob Purkey	8/1/59 vs Chicago
Anthony DeSclafani	6/23/18 vs Chicago
Michael Lorenzen	6/30/18 vs Mil (as a pinch-hitter)

Reds Pitchers with 2 Home Runs in a Game

Frank Foreman	7/4/1895 at Chicago
Bucky Walters	5/20/45 at Boston

Reds Batters With 5 Strikeouts In A Game

Deron Johnson	8/29/1964 vs Hou (11 inn.)
Deron Johnson	9/30/1964 vs Pit (16 inn.)
Pete Rose	8/15/1970 vs Phi (14 inn.)
George Foster	8/8/1972 vs LAD (19 inn.)
Eric Davis	4/25/1987 at Hou (10 Inn.)
Adam Dunn	8/20/2002 at Ari (9 inn.)
Jay Bruce	8/28/2014 vs Cubs (9 inn.)
Eugenio Suárez	8/15/2018 vs Cle (9 inn.)
Jonathan India	9/11/2022 at Mil (9 inn.)

On June 2, 1989 vs the Padres at Riverfront Stadium, **Eric Davis** became the sixth and most recent player in Reds history to hit for the cycle. The center fielder doubled in the first inning, singled in the third, homered in the fourth and completed the feat with a run-scoring triple to right-center field in the seventh.

Mil's **Christian Yelich** hit the last 3 cycles vs Reds pitchers, on 8/29/18 at Great American Ball Park, 9/17/18 at Miller Park and 5/11/22 at GABP.

HOME RUNS AT GREAT AMERICAN BALL PARK (2003 - 2022)

In the 20 seasons since it opened in 2003, **860 players** hit at least 1 home run at **GABP**, including **2,000 HR** by **154 Reds batters** and **2,180 HR** by **755 opponents**.

Lists Courtesy Elias Sports Bureau

All-Time Home Runs (4,180)

Joey Votto	190
Jay Bruce	137
Adam Dunn	126
Brandon Phillips	113
Eugenio Suárez	98
Ken Griffey Jr.	68
Todd Frazier	63
Edwin Encarnacion ..	44
Zack Cozart	39
Adam Duvall	39
Jesse Winker	37
Nicholas Castellanos ..	35
Drew Stubbs	35
Tucker Barnhart	33
Scooter Gennett	31
Ryan Ludwick	31
Devin Mesoraco	30
Jonny Gomes	29
Austin Kearns	29
Scott Rolen	29
David Ross	29

By 154 Reds Home Runs (2,000)

Joey Votto	190
Jay Bruce	135
Adam Dunn	124
Brandon Phillips	113
Eugenio Suárez	98
Ken Griffey Jr.	68
Todd Frazier	63
Zack Cozart	39
Adam Duvall	39
Edwin Encarnacion ..	38
Jesse Winker	37
Drew Stubbs	35
Tucker Barnhart	33
Nick Castellanos	30
Devin Mesoraco	30
Jonny Gomes	29
Austin Kearns	28
Chris Heisey	27
Scooter Gennett	26
Jason LaRue	26
David Ross	26
Scott Schebler	26

By 755 Opponents Home Runs (2,180)

Ryan Braun	28
Lance Berkman	23
Anthony Rizzo	22
Andrew McCutchen	21
Albert Pujols	21
Aramis Ramirez	18
Paul Goldschmidt	17
Ian Happ, Yadier Molina ..	16

HOME RUNS BY PARK, 2022

Great American Ball Park	217
American Family Field	215
Yankee Stadium	207
Rogers Centre	204
Nationals Park	200
Coors Field	200
Globe Life Field	198
Dodger Stadium	196
Angel Stadium	195
T-Mobile Park	193
Truist Park	190
Citizens Bank Park	188
Minute Maid Park	184
Fenway Park	183
Guaranteed Rate Field	175
Target Field	169
Busch Stadium	166
Wrigley Field	164
PETCO Park	163
Marlins Park	161
PNC Park	160
Tropicana Field	155
Camden Yards	151
Chase Field	150
Citi Field	149
Progressive Field	148
Kauffman Stadium	140
RingCentral Coliseum	137
Oracle Park	132
Comerica Park	123
BB&T Ballpark at Bowman Field ..	2

Lists courtesy Elias Sports Bureau

HOME RUNS BY PARK, 2003-2022

Great American Ball Park	4,180
Camden Yards	4,063
Guaranteed Rate Field	3,951
Coors Field	3,889
American Family Field	3,806
Rogers Centre	3,695
Citizens Bank Park	3,642
Minute Maid Park	3,555
Wrigley Field	3,470
Globe Life Park in Arlington	3,452

HOMERLESS GAMES

There have been only **138 homerless games** in the **20-year, 1,565-game** history of **Great American Ball Park**, including **11 in 2022** and a single-season record **14 in 2014**...only twice were there streaks of 3 straight games without a home run by either team: **7/25-7/27, 2014 vs Wsh** and **9/5 vs Det & 9/17-9/18 vs LAD, 2021**.

Home Runs by Year

Year	By Reds	By Opp	Total
2003	97	118	215
2004	92	128	220
2005	126	120	246
2006	124	117	241
2007	117	114	231
2008	103	111	214
2009	94	93	187
2010	102	82	184
2011	105	104	209
2012	103	96	199
2013	82	102	184
2014	77	88	165
2015	88	95	183
2016	88	140	228
2017	117	127	244
2018	98	135	233
2019	114	111	225
2020 *	55	50	105
2021	129	121	250
2022	89	128	217
Totals	2,000	2,180	4,180

* 60-game season due to COVID-19 pandemic

500-Foot Home Runs At GABP

ADunn	535	8/10/04 (Lima)
JFrancisco	502	9/12/11 (RLopez)

GABP Single-Game Homer Highs

10, 5/2/21 vs Chc	Chc 5, Cin 5
10, 4/15/14 vs Pit	Pit 6, Cin 4
9, 8/29/18 vs Mil	Mil 5, Cin 4
9, 7/26/18 vs Phi	Phi 7, Cin 2
9, 5/27/12 vs Col	Col 5, Cin 4

GABP Single-Game Team HR Records

Reds	7 (3x)
.....	8/13/11 vs SD
(Cairo 2, Hanigan 2, Votto, Frazier, Bruce)	
.....	5/7/08 vs Chc, 9/19/08 vs Mil
Opponent	7 (3x)
.....	6/1/21 vs Phi
(Herrera 2, McCutchen 2, Torreyes, Hoskins, Joyce)	
.....	7/26/18 vs Phi, 8/22/16 vs LAD

Homers At GABP By AL Pitchers (3)

Chi's Jon Garland	6/18/06 (Yan)
Cle's CC Sabathia	5/21/05 (Ramirez)
Tex' Yu Darvish	8/24/16 (Adleman)

Grand Slams At GABP By Pitchers (3)

M. Lorenzen (PH)	6/30/18 (Barnes, Mil)
A. DeSclafani	6/23/18 (Duensing, Chc)
Chris Carpenter	10/1/09 (Kip Wells)

Inside-The-Park HR At GABP (4)

Eric Young, Mil	5/1/03 (JAustin)
Chase Utley, Phi	9/25/05 (Keisler)
Drew Stubbs	6/17/11 vs Tor (Reyes)
Chris Heisey	8/3/12 vs Pit (Rodriguez)

YEAR-BY-YEAR TEAM PITCHING STATISTICS - SINCE 1900

Year	ERA	R	ER	CG	SHO	SV	BB	SO	Year	ERA	R	ER	CG	SHO	SV	BB	SO
1900	3.83	745	542	118	9	1	404	399	1964	3.07	#566	500	54	14	35	436	#1122
1901	4.17	818	586	126	4	0	365	542	1965	3.88	704	628	43	9	34	587	#1113
1902	2.67	566	368	130	9	1	352	430	1966	4.08	702	651	28	10	35	490	1043
1903	3.07	656	420	#126	11	1	378	480	1967	3.05	563	497	34	#18	39	498	#1065
1904	2.34	547	362	142	12	2	343	502	1968	^3.56	673	590	24	16	#38	573	963
1905	3.01	698	457	119	10	2	439	547	1969	4.11	768	669	23	11	#44	611	818
1906	2.69	582	409	126	12	5	470	567	1970	3.69	681	592	32	15	#60	592	843
1907	2.41	519	362	118	10	2	444	481	1971	3.35	581	537	27	11	38	501	750
1908	2.37	544	365	110	17	8	415	433	1972	3.21	557	504	25	15	#60	435	806
1909	2.52	599	345	91	10	8	510	477	1973	3.40	621	556	39	#17	43	518	801
1910	3.08	684	475	86	16	11	528	497	1974	3.41	631	556	34	11	#27	536	875
1911	3.26	706	516	77	4	12	476	557	1975	3.37	586	546	22	8	#50	487	663
1912	3.42	722	524	86	13	10	452	561	1976	3.51	633	574	33	12	#45	491	790
1913	3.46	717	531	71	10	10	456	522	1977	4.21	725	672	33	12	32	544	868
1914	2.94	651	453	74	15	#15	489	607	1978	3.81	688	613	16	10	46	567	908
1915	2.84	585	452	80	19	12	497	572	1979	3.58	644	573	27	10	40	485	773
1916	3.10	617	485	86	7	6	461	569	1980	3.85	670	624	30	12	37	506	833
1917	2.70	611	419	94	12	6	402	488	1981	3.73	440	400	25	14	20	393	593
1918	3.00	496	381	84	14	6	381	321	1982	3.66	661	594	22	7	31	570	998
1919	2.23	#401	316	89	#23	9	298	407	1983	3.98	710	637	34	5	29	627	934
1920	2.90	569	448	90	12	9	393	435	1984	4.16	747	675	25	6	25	578	946
1921	3.46	649	524	83	7	9	305	408	1985	3.71	666	598	24	11	45	535	910
1922	3.53	677	543	#88	8	3	#326	357	1986	3.91	732	638	14	8	45	524	924
1923	#3.21	#629	496	88	11	9	#359	450	1987	4.24	752	684	7	6	44	485	919
1924	#3.12	#579	478	77	14	9	#293	451	1988	3.35	596	542	24	13	43	504	934
1925	#3.38	#643	517	#92	#11	12	#324	437	1989	3.73	691	607	16	9	37	559	981
1926	3.42	651	535	88	#14	8	#324	424	1990	3.39	#597	548	14	12	#50	543	1029
1927	3.54	653	538	87	12	12	#316	407	1991	3.83	691	613	7	11	43	560	997
1928	3.94	686	600	68	11	11	410	355	1992	3.46	609	557	9	11	#55	470	#1060
1929	4.41	760	671	75	5	8	413	347	1993	4.51	785	719	11	8	37	508	996
1930	5.08	857	754	61	6	11	#394	361	1994	3.78	#609	436	6	6	27	339	799
1931	4.22	742	631	70	7	6	399	317	1995	4.03	623	578	8	10	38	424	903
1932	3.79	715	587	#83	6	6	#276	359	1996	4.32	773	692	6	8	#52	591	1089
1933	3.42	643	514	74	13	8	#257	310	1997	4.41	764	710	5	8	#49	558	1159
1934	4.37	801	654	51	3	19	389	438	1998	4.44	760	711	6	8	42	573	1098
1935	4.30	772	648	59	9	13	438	500	1999	3.98	711	647	6	#11	#55	636	1081
1936	4.22	760	641	50	6	23	418	459	2000	4.33	765	700	8	7	42	659	1015
1937	3.94	707	595	64	10	#18	533	581	2001	4.77	850	765	2	2	35	515	943
1938	3.62	634	548	72	11	16	463	542	2002	4.27	774	690	2	8	42	550	980
1939	#3.27	#595	510	#86	13	9	499	#637	2003	5.09	886	818	4	5	38	590	932
1940	#3.05	#528	477	#91	10	11	445	557	2004	5.21	907	836	5	2	47	572	992
1941	3.17	#564	488	#89	#19	10	510	627	2005	^5.15	#889	#820	^2	^1	^31	492	955
1942	2.82	545	442	#80	12	8	526	616	2006	4.51	801	725	#9	10	36	^464	1053
1943	3.13	543	488	78	18	17	579	498	2007	4.94	853	#796	6	7	34	482	1068
1944	2.97	537	461	#93	17	12	#390	369	2008	4.55	800	729	2	6	34	557	1227
1945	4.00	694	607	77	11	6	534	372	2009	4.18	723	677	6	12	41	577	1069
1946	3.08	570	484	69	17	11	#467	506	2010	4.01	685	648	4	9	43	524	1130
1947	4.41	755	669	54	13	13	589	633	2011	4.16	720	678	4	5	39	539	1112
1948	4.47	752	667	40	8	20	572	599	2012	3.34	^588	540	#9	12	#56	427	1248
1949	4.34	770	676	55	10	6	640	538	2013	3.38	589	554	5	2	43	435	#1296
1950	4.32	734	652	67	7	13	582	686	2014	3.59	612	576	5	3	44	507	1290
1951	3.70	667	572	55	14	#23	490	584	2015	4.33	754	700	2	8	35	544	1252
1952	4.01	659	607	56	11	12	517	579	2016	4.91	854	786	2	8	28	#636	1241
1953	4.64	788	704	47	7	15	488	506	2017	^5.17	#869	#821	2	8	33	#631	1300
1954	4.50	763	684	34	8	27	547	537	2018	4.63	#819	741	1	6	38	532	1258
1955	3.95	684	598	38	#12	22	#443	576	2019	4.18	711	668	^0	10	46	536	#1552
1956	3.85	658	594	47	4	29	458	653	2020*	3.84	243	215	#3	5	9	213	#615
1957	4.62	781	716	40	5	#29	429	707	2021	4.40	760	702	1	8	41	@617	1524
1958	3.73	621	574	50	7	20	#419	705	2022	4.86	815	768	1	6	31	@612	1414
1959	4.31	738	650	44	7	#26	456	690	# Led National League, @ Led Major Leagues								
1960	4.00	692	618	33	8	#35	442	740	^ Last in NL, ^^ Fewest in Majors & club record								
1961	3.78	#653	575	46	#12	#40	500	829	* 60-game season in 2020 due to COVID-19 pandemic								
1962	3.75	685	609	51	13	35	567	964									
1963	3.29	594	526	55	22	#36	425	1048									

YEARLY INDIVIDUAL PITCHING LEADERS

Games

1900	Scott.....	42	1931	Johnson.....	42	1962	Brosnan.....	48	1993	Reardon.....	58
1901	Hahn.....	42	1932	Johnson.....	42	1963	Worthington.....	50	1994	McElroy.....	52
1902	Hahn.....	36	1933	Frey.....	37	1964	Ellis.....	52	1995	Carrasco.....	64
1903	Hahn.....	34	1934	Derringer.....	47	1965	McCool.....	52	1996	Shaw.....	78
1904	Hahn,Harper.....	35	1935	Derringer.....	45	1966	Nottebart.....	59	1997	Belinda.....	84
1905	Overall.....	42	1936	Derringer.....*51		1967	Abernathy.....*70		1998	White.....	69
1906	Weimer.....	41	1937	Grissom.....	50	1968	Abernathy.....*78		1999	Sullivan.....	79
1907	Ewing.....	41	1938	Derringer.....	41	1969	Granger.....*90		2000	Sullivan.....	79
1908	Ewing.....	37	1939	Moore,Thompson.....	42	1970	Granger.....	67	2001	Sullivan.....	79
1909	Gaspar.....	44	1940	Derringer,Beggs.....	37	1971	Granger.....*70		2002	Sullivan.....	71
1910	Gaspar.....	48	1941	Walters,Beggs.....	37	1972	Carroll.....*65		2003	Reitsma, Heredia.....	57
1911	Gaspar.....	44	1942	Beggs.....	38	1973	Borbon.....	80	2004	Riedling.....	70
1912	Benton.....*50		1943	Shoun.....	45	1974	Borbon.....	73	2005	Mercker.....	78
1913	Johnson.....	44	1944	Shoun.....	38	1975	McEnaney.....	70	2006	Coffey.....	81
1914	Ames.....	47	1945	Fox.....	45	1976	Eastwick.....	71	2007	Weathers.....	70
1915	Dale.....	49	1946	Gumbert.....	36	1977	Borbon.....	73	2008	Affeldt.....	74
1916	Schneider,Schulz.....	44	1947	Gumbert.....	46	1978	Bair.....	70	2009	Masset.....	74
1917	Schneider.....	46	1948	Gumbert.....*61		1979	Bair.....	65	2010	Masset.....	82
1918	Eller.....	37	1949	Raffensberger.....	41	1980	Hume.....	78	2011	Bray.....	79
1919	Eller.....	38	1950	Wehmeier.....	41	1981	Hume.....	51	2012	Marshall.....	73
1920	Ring.....	42	1951	FSmith.....	50	1982	Price.....	59	2013	Hoover.....	69
1921	Luque.....	41	1952	FSmith.....	53	1983	Scherer.....	73	2014	LeCure.....	62
1922	Couch.....	43	1953	FSmith.....	50	1984	Power.....*78		2015	Badenhop.....	68
1923	Rixey,Donohue.....	42	1954	FSmith.....	50	1985	Franco.....	67	2016	Wood.....	70
1924	Sheehan.....	39	1955	Freeman.....	52	1986	Franco.....	74	2017	Lorenzen.....	70
1925	Donohue.....*42		1956	Freeman.....	64	1987	Murphy.....	87	2018	Hughes.....	72
1926	Donohue.....	47	1957	Freeman.....	52	1988	Murphy.....*76		2019	Lorenzen.....	73
1927	May.....	44	1958	Jeffcoat.....	49	1989	Dibble.....	74	2020	Iglesias.....	22
1928	Kolp.....	44	1959	Pena.....	46	1990	Dibble.....	68	2021	Garrett.....	63
1929	May.....	41	1960	Brosnan.....	57	1991	Power.....	68	2022	Strickland.....	66
1930	Frey.....	44	1961	Brosnan.....	53	1992	Charlton.....	64			

* Led league

Games Started

1900	Hahn.....	37	1931	Johnson.....	31	1962	Purkey,Jay.....	37	1993	Rijo.....*36	
1901	Hahn.....	42	1932	Lucas.....	31	1963	Maloney.....	33	1994	Rijo.....*26	
1902	Hahn.....	36	1933	Derringer.....	31	1964	Maloney.....	31	1995	Schourek.....	29
1903	Hahn.....	34	1934	Derringer,Johnson.....	31	1965	Ellis.....	39	1996	Smiley.....	34
1904	Harper.....	35	1935	Derringer.....	33	1966	Ellis.....	36	1997	Morgan.....	30
1905	Overall.....	39	1936	Derringer.....*37		1967	Pappas,Nolan.....	32	1998	Tomko.....	34
1906	Weimer.....	39	1937	Grissom.....	30	1968	Culver.....	35	1999	Harnisch.....	33
1907	Ewing.....	37	1938	Derringer.....	37	1969	Merritt.....	36	2000	Parris.....	33
1908	Ewing.....	32	1939	Walters.....*36		1970	Nolan.....	37	2001	Dessens.....	34
1909	Fromme.....	34	1940	Derringer.....*37		1971	Nolan.....	35	2002	Haynes.....	34
1910	Gaspar.....	31	1941	Walters.....	35	1972	Billingham.....	31	2003	Wilson.....	28
1911	Gaspar.....	32	1942	Vander Meer,Starr.....	33	1973	Billingham.....*40		2004	Wilson.....	29
1912	Benton.....*39		1943	Vander Meer.....*36		1974	3 pitchers tied.....	35	2005	Milton.....	34
1913	Johnson.....	31	1944	Walters.....	32	1975	Nolan,Billingham.....	32	2006	Arroyo, Harang.....*35	
1914	Ames.....	36	1945	Heusser.....	30	1976	Nolan.....	34	2007	Arroyo, Harang.....	34
1915	Dale,Schneider.....	35	1946	VndrMeer,BIckwell.....	25	1977	Nolan.....	34	2008	Arroyo.....*34	
1916	Toney.....	38	1947	Blackwell.....	33	1978	Seaver.....	36	2009	Arroyo.....	33
1917	Toney,Schneider.....	42	1948	Vander Meer.....	33	1979	Seaver,LaCoss.....	32	2010	Arroyo.....	33
1918	Schneider.....	30	1949	Raffensberger.....*38		1980	LaCoss.....	29	2011	Arroyo.....	32
1919	Eller.....	30	1950	Raffensberger.....	35	1981	Soto.....*25		2012	Bailey, Cueto, Latos.....*33	
1920	Ring,Ruether.....	33	1951	Raffensberger.....	33	1982	Soto,Berenyi.....	34	2013	Arroyo, Bailey, Latos.....	32
1921	Rixey,Luque.....	36	1952	Raffensberger.....	33	1983	Soto.....	34	2014	Cueto.....*34	
1922	Rixey.....*38		1953	Raffensberger.....	26	1984	Soto.....	33	2015	DeSclafani.....	31
1923	Luque,Rixey.....	37	1954	Fowler.....	29	1985	Browning.....	38	2016	Straily, Finnegan.....	31
1924	Donohue.....	32	1955	Nuxhall.....	33	1986	Browning.....*39		2017	Feldman.....	21
1925	Donohue.....*38		1956	Nuxhall.....	32	1987	Power.....	34	2018	Castillo.....	31
1926	Donohue.....*38		1957	Lawrence.....	32	1988	Browning.....*36		2019	Castillo.....	32
1927	Rixey.....	29	1958	Purkey.....	34	1989	Browning.....*37		2020	Castillo.....	12
1928	Rixey.....*37		1959	Purkey.....	33	1990	Browning.....*35		2021	Castillo, Mahle.....*33	
1929	Lucas.....	32	1960	Purkey,Hook.....	33	1991	Browning.....	36	2022	Greene.....	24
1930	Lucas,Frey.....	28	1961	O'Toole.....	35	1992	Belcher.....	34			

* Led league

Complete Games

1900	Scott	31	1931	Lucas	*24	1962	Purkey	18	1993	Belcher	4
1901	Hahn	*41	1932	Lucas	*28	1963	Nuxhall	14	1994	Browning, Rijo	2
1902	Hahn	35	1933	Lucas	21	1964	Maloney	11	1995	Wells	3
1903	Hahn	34	1934	Derringer	18	1965	Ellis	15	1996	Smiley, Jarvis	2
1904	Hahn	33	1935	Derringer	20	1966	Maloney	10	1997	Remlinger, Burba	2
1905	Overall	32	1936	Derringer	13	1967	Nolan, Ellis	8	1998	Harnisch	2
1906	Weimer	31	1937	Grissom	14	1968	Maloney	8	1999	Harnisch, Parris	2
1907	Ewing	32	1938	Derringer	*26	1969	Merritt	8	2000	Harnisch	3
1908	Ewing	23	1939	Walters	*31	1970	Merritt	12	2001	Davis, Dessens	1
1909	Fromme	22	1940	Walters	*29	1971	Nolan	9	2002	Reitsma, Dempster	1
1910	Suggs	23	1941	Walters	*27	1972	Billingham	8	2003	Graves	2
1911	Suggs	17	1942	VndrMeer, Walters	21	1973	Billingham	16	2004	Lidle	3
1912	Suggs	25	1943	VndrMeer, Walters	21	1974	Gullett	10	2005	Harang, Ortiz	1
1913	Johnson	13	1944	Walters	27	1975	Gullett	8	2006	Harang	*6
1914	Ames	18	1945	Heusser	18	1976	Norman	8	2007	Harang, Lohse	2
1915	Dale	20	1946	Beggs	14	1977	Seaver	14	2008	Arroyo, Harang	1
1916	Toney	21	1947	Blackwell	*23	1978	Seaver	8	2009	Arroyo	3
1917	Toney	31	1948	Vander Meer	14	1979	Seaver	9	2010	Arroyo	2
1918	Schneider	17	1949	Raffensberger	20	1980	Pastore	9	2011	Cueto	3
1919	Sallee	22	1950	Blckwll, Raffnsbrgr	18	1981	Soto	10	2012	4 pitchers	2
1920	Ruether	23	1951	Raffensberger	14	1982	Soto	*13	2013	Bailey, Arroyo	2
1921	Luque	25	1952	Raffensberger	18	1983	Soto	*18	2014	Cueto	4
1922	Rixey	26	1953	Baczewski	10	1984	Soto	*13	2015	Cueto, Leake	1
1923	Luque	28	1954	Fowler	8	1985	Soto	9	2016	DeSclafani, Finnegan	1
1924	Donohue	16	1955	Nuxhall	14	1986	Gullickson	6	2017	Bonilla, Feldman	1
1925	Donohue	*27	1956	Klippstn, Lawmce	11	1987	Gullickson	3	2018	Bailey	1
1926	Mays	*24	1957	Lawrence	12	1988	Jackson	*15	2019	None	0
1927	Lucas	19	1958	Purkey	17	1989	Browning	9	2020	Bauer	*2
1928	Rixey	17	1959	Newcombe	17	1990	Rijo	7	2021	Miley	1
1929	Lucas	*28	1960	Purkey	11	1991	Rijo	3	2022	Greene	1
1930	Lucas	18	1961	Jay	14	1992	Swindell	5			

* Led league

Earned Run Average

1900	Hahn	3.27	1931	Benton	3.35	1962	Purkey	2.81	1993	Rijo	2.48
1901	Hahn	2.71	1932	Lucas	2.94	1963	Nuxhall	2.61	1994	Rijo	3.08
1902	Hahn	1.77	1933	Derringer	3.23	1964	O'Toole	2.66	1995	Schourek	3.22
1903	Hahn	2.52	1934	Frey	3.52	1965	Maloney	2.54	1996	Smiley	3.64
1904	Hahn	2.05	1935	Derringer	3.51	1966	Maloney	2.80	1997	Morgan	4.78
1905	Ewing	2.51	1936	Schott	3.80	1967	Nolan	2.58	1998	Harnisch	3.14
1906	Weimer	2.22	1937	Schott	2.98	1968	Culver	3.22	1999	Harnisch	3.68
1907	Ewing	1.73	1938	Derringer	2.93	1969	Maloney	2.77	2000	Parris	4.81
1908	Coakley	1.86	1939	Walters	*2.29	1970	Simpson	3.02	2001	Brower	4.48
1909	Fromme	1.90	1940	Walters	*2.48	1971	Gullett	2.65	2002	Dessens	3.03
1910	Suggs	2.40	1941	Riddle	*2.24	1972	Nolan	1.99	2003	Wilson	4.64
1911	Keefe	2.69	1942	Vander Meer	2.43	1973	Billingham	3.04	2004	Wilson	4.36
1912	Fromme	2.74	1943	Riddle	2.63	1974	Gullett	3.04	2005	Harang	3.83
1913	Ames	2.88	1944	Heusser	*2.38	1975	Nolan	3.16	2006	Arroyo	3.29
1914	Douglas	2.56	1945	Walters	2.68	1976	Zachry	2.74	2007	Harang	3.73
1915	Toney	1.58	1946	Beggs	2.32	1977	Seaver	2.34	2008	Volquez	3.21
1916	Toney	2.28	1947	Blackwell	2.47	1978	Seaver	2.88	2009	Arroyo	3.84
1917	Schneider	2.10	1948	Vander Meer	3.41	1979	Hume	2.76	2010	Cueto	3.64
1918	Eller	2.36	1949	Rafensberger	3.39	1980	Soto	3.07	2011	Leake	3.86
1919	Ruether	1.81	1950	Blackwell	2.97	1981	Seaver	2.54	2012	Cueto	2.78
1920	Ruether	2.47	1951	Blckwll, Rfnsbrgr	3.44	1982	Soto	2.79	2013	Latos	3.16
1921	Rixey	2.78	1952	Rafensberger	2.81	1983	Soto	2.70	2014	Cueto	2.25
1922	Donohue	3.12	1953	Baczewski	3.45	1984	Soto	3.53	2015	DeSclafani	4.05
1923	Luque	*1.93	1954	Fowler	3.83	1985	Browning	3.55	2016	DeSclafani	3.28
1924	Rixey	2.76	1955	Nuxhall	3.47	1986	Gullickson	3.38	2017	Castillo	3.12
1925	Luque	*2.63	1956	Nuxhall	3.72	1987	Power	4.50	2018	Castillo	4.30
1926	Mays	3.14	1957	Lawrence	3.52	1988	Rijo	2.39	2019	Gray	2.87
1927	Luque	3.19	1958	Haddix	3.52	1989	Browning	3.39	2020	Bauer	*1.73
1928	Kolp	3.19	1959	Newcombe	3.16	1990	Rijo	2.70	2021	Miley	3.37
1929	Lucas	3.60	1960	Purkey	3.60	1991	Rijo	2.51	2022	Castillo	2.86
1930	Kolp	4.22	1961	O'Toole	3.10	1992	Rijo	2.56			

* Led league

Wins

1900 Scott.....	17	1931 Lucas.....	14	1962 Purkey.....	23	1993 Rijo.....	14
1901 Hahn.....	22	1932 Johnson, Lucas.....	13	1963 Maloney.....	23	1994 Smiley.....	11
1902 Hahn.....	23	1933 Lucas, Benton.....	10	1964 O'Toole.....	17	1995 Schourek.....	18
1903 Hahn.....	22	1934 Derringer.....	15	1965 Ellis.....	22	1996 Smiley.....	13
1904 Harper.....	23	1935 Derringer.....	22	1966 Maloney.....	16	1997 Burba, Tomko.....	11
1905 Ewing.....	20	1936 Derringer.....	19	1967 Pappas.....	16	1998 Harnisch.....	14
1906 Weimer.....	20	1937 Grissom.....	12	1968 Maloney.....	16	1999 Harnisch.....	16
1907 Ewing, Coakley.....	17	1938 Derringer.....	21	1969 Merritt.....	20	2000 Parris.....	12
1908 Ewing, Spade.....	17	1939 Walters.....	*27	1970 Merritt.....	17	2001 Dessens.....	10
1909 Fromme, Gaspar.....	19	1940 Walters.....	*22	1971 Gullett.....	16	2002 Haynes.....	15
1910 Suggs.....	20	1941 Riddle, Walters.....	19	1972 Nolan.....	15	2003 Reitsma.....	9
1911 Suggs.....	15	1942 Vander Meer.....	18	1973 Billingham.....	19	2004 Wilson.....	11
1912 Suggs.....	19	1943 Riddle.....	*21	1974 Billingham.....	19	2005 Harang.....	11
1913 Johnson.....	14	1944 Walters.....	*23	1975 3 pitchers tied.....	15	2006 Harang.....	*16
1914 Benton.....	16	1945 Bowman, Heusser.....	11	1976 Nolan.....	15	2007 Harang.....	16
1915 Dale.....	18	1946 Beggs.....	12	1977 Seaver, Norman.....	14	2008 Volquez.....	17
1916 Toney.....	14	1947 Blackwell.....	*22	1978 Seaver.....	16	2009 Arroyo.....	15
1917 Toney.....	24	1948 Vander Meer.....	17	1979 Seaver.....	16	2010 Arroyo.....	17
1918 Eller.....	16	1949 Raffensberger.....	18	1980 Pastore.....	13	2011 Leake.....	12
1919 Sallee.....	21	1950 Blackwell.....	17	1981 Seaver.....	*14	2012 Cueto.....	19
1920 Ring.....	17	1951 Blackwell, Raffensbrgr.....	16	1982 Soto.....	14	2013 Latos, Leake, Arroyo.....	14
1921 Rixey.....	19	1952 Raffensberger.....	17	1983 Soto.....	17	2014 Cueto.....	20
1922 Rixey.....	*25	1953 Perkowski.....	12	1984 Soto.....	18	2015 DeSclafani, Leake.....	9
1923 Luque.....	*27	1954 3 pitchers tied.....	12	1985 Browning.....	20	2016 Straily.....	14
1924 Mays.....	20	1955 Nuxhall.....	17	1986 Gullickson.....	15	2017 Lorenzen.....	8
1925 Rixey, Donohue.....	21	1956 Lawrence.....	19	1987 3 pitchers tied.....	10	2018 Castillo.....	10
1926 Donohue.....	*20	1957 Lawrence.....	16	1988 Jackson.....	*23	2019 Castillo.....	15
1927 Lucas.....	18	1958 Purkey.....	17	1989 Browning.....	15	2020 Bauer, Gray.....	5
1928 Rixey.....	19	1959 Newcombe, Purkey.....	13	1990 Browning.....	15	2021 Mahle.....	13
1929 Lucas.....	19	1960 Purkey.....	17	1991 Rijo.....	15	2022 Díaz.....	7
1930 Lucas.....	14	1961 Jay.....	*21	1992 Belcher, Rijo.....	15		

* Led league

Innings Pitched

1900 Scott.....	315.0	1931 Johnson.....	262.1	1962 Purkey.....	288.1	1993 Rijo.....	257.1
1901 Hahn.....	*375.1	1932 Lucas.....	269.1	1963 Maloney.....	250.1	1994 Rijo.....	172.1
1902 Hahn.....	321.0	1933 Derringer.....	231.0	1964 O'Toole.....	220.0	1995 Schourek.....	190.1
1903 Hahn.....	296.0	1934 Derringer.....	261.0	1965 Ellis.....	263.2	1996 Smiley.....	217.1
1904 Hahn.....	297.2	1935 Derringer.....	276.2	1966 Maloney.....	224.2	1997 Morgan.....	162.0
1905 Overall.....	318.0	1936 Derringer.....	282.1	1967 Nolan.....	226.2	1998 Tomko.....	210.2
1906 Weimer.....	304.2	1937 Grissom.....	223.2	1968 Culver.....	226.1	1999 Harnisch.....	198.1
1907 Ewing.....	332.2	1938 Derringer.....	*307.0	1969 Merritt.....	251.0	2000 Parris.....	192.2
1908 Ewing.....	293.2	1939 Walters.....	*319.0	1970 Nolan.....	250.2	2001 Dessens.....	205.0
1909 Fromme.....	279.1	1940 Walters.....	*305.0	1971 Nolan.....	244.2	2002 Haynes.....	196.2
1910 Gaspar.....	275.0	1941 Walters.....	*302.0	1972 Billingham.....	217.2	2003 Graves.....	169.0
1911 Suggs.....	260.2	1942 Starr.....	276.2	1973 Billingham.....	293.0	2004 Wilson.....	183.2
1912 Suggs.....	303.0	1943 Vander Meer.....	289.0	1974 Gullett.....	243.0	2005 Harang.....	211.2
1913 Johnson.....	269.0	1944 Walters.....	285.0	1975 Nolan.....	210.2	2006 Arroyo.....	*240.2
1914 Ames.....	297.0	1945 Heusser.....	223.0	1976 Nolan.....	239.1	2007 Harang.....	231.2
1915 Dale.....	296.2	1946 Vander Meer.....	204.1	1977 Norman.....	221.1	2008 Arroyo.....	200.0
1916 Toney.....	300.0	1947 Blackwell.....	273.0	1978 Seaver.....	259.2	2009 Arroyo.....	220.1
1917 Toney.....	339.2	1948 Vander Meer.....	232.0	1979 Seaver.....	215.0	2010 Arroyo.....	215.2
1918 Eller.....	217.2	1949 Rafensberger.....	284.0	1980 Soto.....	190.1	2011 Arroyo.....	199.0
1919 Eller.....	248.1	1950 Blackwell.....	261.0	1981 Soto.....	175.0	2012 Cueto.....	217.0
1920 Ring.....	266.2	1951 Rafensberger.....	248.2	1982 Soto.....	257.2	2013 Latos.....	210.2
1921 Luque.....	304.0	1952 Rafensberger.....	247.0	1983 Soto.....	273.2	2014 Cueto.....	*243.2
1922 Rixey.....	*313.1	1953 Perkowski.....	193.0	1984 Soto.....	237.1	2015 DeSclafani.....	184.2
1923 Luque.....	322.0	1954 Fowler.....	227.2	1985 Browning.....	261.1	2016 Straily.....	191.1
1924 Rixey.....	238.1	1955 Nuxhall.....	257.0	1986 Gullickson.....	244.2	2017 Adleman.....	122.1
1925 Donohue.....	*301.0	1956 Lawrence.....	218.2	1987 Power.....	204.0	2018 Castillo.....	169.2
1926 Donohue.....	*285.2	1957 Lawrence.....	250.1	1988 Jackson.....	260.2	2019 Castillo.....	190.2
1927 Lucas.....	239.2	1958 Purkey.....	250.0	1989 Browning.....	249.2	2020 Bauer.....	73.0
1928 Rixey.....	291.1	1959 Newcombe.....	222.0	1990 Browning.....	227.2	2021 Castillo.....	187.2
1929 Lucas.....	270.0	1960 Purkey.....	252.2	1991 Browning.....	230.1	2022 Greene.....	125.2
1930 Frey.....	245.0	1961 O'Toole.....	252.2	1992 Belcher.....	227.2		

* Led league

Saves

1900 Scott.....	1	1931 Benton,Frey.....	2	1962 Brosnan.....	13	1993 Dibble.....	19
1901 None.....		1932 Johnson,Benton.....	2	1963 Henry.....	14	1994 Brantley.....	15
1902 Thielman.....	1	1933 Kolp.....	3	1964 Ellis.....	14	1995 Brantley.....	28
1903 Ewing.....	1	1934 Derringer.....	4	1965 McCool.....	21	1996 Brantley.....	*44
1904 Keilum.....	2	1935 Brennan.....	5	1966 McCool.....	18	1997 Shaw.....	*42
1905 Harper,Johns.....	1	1936 Brennan.....	9	1967 Abernathy.....	*28	1998 Shaw.....	23
1906 Check.....	3	1937 Grissom.....	6	1968 Carroll.....	17	1999 Graves.....	27
1907 Coakley,Smith.....	1	1938 Cascarella.....	4	1969 Granger.....	27	2000 Graves.....	30
1908 Ewing.....	3	1939 Moore.....	3	1970 Granger.....	*35	2001 Graves.....	32
1909 3 pitchers tied.....	2	1940 Beggs.....	*7	1971 Carroll.....	15	2002 Graves.....	32
1910 Gaspar.....	7	1941 Beggs.....	5	1972 Carroll.....	*37	2003 Williamson.....	21
1911 Gaspar.....	4	1942 Beggs.....	8	1973 Borbon,Carroll.....	14	2004 Graves.....	41
1912 Suggs.....	3	1943 Shoun.....	7	1974 Borbon.....	14	2005 Weathers.....	15
1913 Brown.....	6	1944 Carter.....	3	1975 Eastwick.....	*22	2006 Weathers.....	12
1914 Ames.....	*6	1945 6 pitchers tied.....	1	1976 Eastwick.....	*26	2007 Weathers.....	33
1915 Benton.....	4	1946 Gumbert.....	4	1977 Borbon.....	18	2008 Cordero.....	34
1916 Schultz.....	2	1947 Gumbert.....	10	1978 Bair.....	28	2009 Cordero.....	39
1917 Ring.....	2	1948 Gumbert.....	*17	1979 Hume.....	17	2010 Cordero.....	40
1918 Toney,Regan.....	2	1949 Gumbert.....	2	1980 Hume.....	25	2011 Cordero.....	37
1919 Ring,Luque.....	3	1950 Blckwll, Wehmeier.....	4	1981 Hume.....	13	2012 Chapman.....	38
1920 Ruether.....	3	1951 FSmith.....	11	1982 Hume.....	17	2013 Chapman.....	38
1921 Luque.....	3	1952 FSmith.....	7	1983 Scherrer.....	10	2014 Chapman.....	36
1922 3 pitchers tied.....	1	1953 Collum.....	3	1984 Power.....	11	2015 Chapman.....	33
1923 Donohue.....	3	1954 FSmith.....	20	1985 Power.....	27	2016 Cingrani.....	17
1924 May.....	*6	1955 Freeman.....	11	1986 Franco.....	29	2017 Iglesias.....	28
1925 4 pitchers tied.....	2	1956 Freeman.....	18	1987 Franco.....	32	2018 Iglesias.....	30
1926 May.....	3	1957 Freeman.....	8	1988 Franco.....	*39	2019 Iglesias.....	34
1927 Nehf.....	4	1958 Jeffcoat.....	9	1989 Franco.....	32	2020 Iglesias.....	8
1928 Kolp.....	3	1959 Lawrence.....	10	1990 Myers.....	31	2021 Hembree.....	9
1929 May.....	3	1960 Henry.....	17	1991 Dibble.....	31	2022 Díaz.....	10
1930 Campbell.....	4	1961 Brosnan,Henry.....	16	1992 Charlton.....	26		

* Led league

Strikeouts

1900 Hahn.....	*132	1931 Johnson.....	95	1962 O'Toole.....	170	1993 Rijo.....	*227
1901 Hahn.....	*239	1932 Johnson.....	94	1963 Maloney.....	265	1994 Rijo.....	171
1902 Hahn.....	142	1933 Derringer.....	86	1964 Maloney.....	214	1995 Schourek.....	160
1903 Hahn.....	127	1934 Derringer.....	122	1965 Maloney.....	244	1996 Smiley.....	171
1904 Harper.....	125	1935 Derringer.....	120	1966 Maloney.....	216	1997 Remlinger.....	145
1905 Overall.....	173	1936 Derringer.....	121	1967 Nolan.....	206	1998 Tomko.....	162
1906 Ewing.....	145	1937 Grissom.....	149	1968 Maloney.....	181	1999 Tomko.....	132
1907 Ewing.....	147	1938 Derringer.....	132	1969 Merritt.....	144	2000 Williamson.....	136
1908 Ewing.....	95	1939 Walters.....	*137	1970 Nolan.....	181	2001 Dessens.....	128
1909 Fromme.....	126	1940 Walters,Derringer.....	115	1971 Nolan.....	146	2002 Haynes.....	126
1910 Rowan.....	108	1941 Vander Meer.....	*202	1972 Billingham.....	137	2003 Wilson.....	93
1911 Fromme.....	107	1942 Vander Meer.....	*186	1973 Billingham.....	155	2004 Harang.....	125
1912 Benton.....	162	1943 Vander Meer.....	*174	1974 Gullett.....	183	2005 Harang.....	163
1913 Johnson.....	107	1944 Walters.....	77	1975 Norman.....	119	2006 Harang.....	*216
1914 Ames.....	128	1945 Bowman.....	71	1976 Zachry.....	143	2007 Harang.....	218
1915 Toney,Schneider.....	108	1946 Blackwell.....	100	1977 Norman.....	160	2008 Volquez.....	206
1916 Toney.....	146	1947 Blackwell.....	*193	1978 Seaver.....	226	2009 Harang.....	142
1917 Schneider.....	138	1948 Vander Meer.....	120	1979 Seaver.....	131	2010 Cueto.....	138
1918 Eller.....	84	1949 Raffensberger.....	103	1980 Soto.....	182	2011 Leake.....	118
1919 Eller.....	137	1950 Blackwell.....	188	1981 Soto.....	151	2012 Latos.....	185
1920 Ruether.....	99	1951 Blackwell.....	120	1982 Soto.....	274	2013 Bailey.....	199
1921 Luque.....	102	1952 Raffensberger.....	93	1983 Soto.....	242	2014 Cueto.....	*242
1922 Rixey.....	80	1953 Podbielan.....	74	1984 Soto.....	185	2015 DeSclafani.....	151
1923 Luque.....	151	1954 Fowler.....	93	1985 Soto.....	214	2016 Straily.....	162
1924 Luque.....	86	1955 Nuxhall.....	98	1986 Browning.....	147	2017 Adleman.....	108
1925 Luque.....	140	1956 Nuxhall.....	120	1987 Power.....	133	2018 Castillo.....	165
1926 May.....	103	1957 Lawrence.....	121	1988 Jackson.....	161	2019 Castillo.....	226
1927 May.....	121	1958 Nuxhall.....	111	1989 Dibble.....	141	2020 Bauer.....	100
1928 Luque.....	72	1959 Newcombe.....	100	1990 Rijo.....	152	2021 Mahle.....	210
1929 May.....	92	1960 O'Toole.....	124	1991 Rijo.....	172	2022 Greene.....	164
1930 Lucas.....	53	1961 O'Toole.....	178	1992 Rijo.....	171		

* Led league

NATIONAL LEAGUE PITCHING LEADERS

Games (10)

Rube Benton.....	1912 (50)
Paul Derringer.....	1936 (51)
Harry Gumbert.....	1948 (61)
Ted Abernathy.....	1967 (70)
Ted Abernathy.....	1968 (78)
Wayne Granger.....	1969 (90)
Wayne Granger.....	1971 (70)
Clay Carroll.....	*1972 (65)
Ted Power.....	1984 (78)
Rob Murphy.....	1988 (76)

Games Started (27)

Rube Benton.....	1912 (39)
Eppa Rixey.....	1922 (38)
Pete Donohue.....	1925 (38)
Pete Donohue.....	1926 (38)
Eppa Rixey.....	1928 (37)
Paul Derringer.....	1936 (37)
Bucky Walters.....	*1939 (36)
Paul Derringer.....	1940 (37)
Johnny Vander Meer.....	1943 (36)
Ken Raffensberger.....	1949 (38)
Jack Billingham.....	1973 (40)
Mario Soto.....	1981 (25)
Tom Browning.....	*1986 (39)
Tom Browning.....	*1988 (36)
Tom Browning.....	1989 (37)
Tom Browning.....	*1990 (35)
Jose Rijo.....	*1993 (36)
Jose Rijo.....	1994 (26)
Bronson Arroyo.....	*2006 (35)
Aaron Harang.....	*2006 (35)
Bronson Arroyo.....	*2008 (34)
Johnny Cueto.....	*2012 (33)
Mat Latos.....	*2012 (33)
Homer Bailey.....	*2012 (33)
Johnny Cueto.....	*2014 (34)
Luis Castillo.....	*2021 (33)
Tyler Mahle.....	*2021 (33)

Complete Games (16)

Noodles Hahn.....	1901 (41)
Pete Donohue.....	1925 (27)
Carl Mays.....	1926 (24)
Red Lucas.....	1929 (28)
Red Lucas.....	1931 (24)
Red Lucas.....	1932 (28)
Paul Derringer.....	1938 (26)
Bucky Walters.....	1939 (31)
Bucky Walters.....	1940 (29)
Bucky Walters.....	1941 (27)
Ewell Blackwell.....	1947 (23)
Mario Soto.....	1983 (18)
Mario Soto.....	1984 (13)
Danny Jackson.....	1988 (15)
Aaron Harang.....	2006 (6)
Trevor Bauer.....	*2020 (2)

ERA (7)

Dolf Luque.....	1923 (1.93)
Dolf Luque.....	1925 (2.63)
Bucky Walters.....	1939 (2.29)
Bucky Walters.....	1940 (2.48)
Elmer Riddle.....	1941 (2.24)
Ed Heusser.....	1944 (2.38)
Trevor Bauer.....	2020 (1.73)

Strikeouts (10)

Noodles Hahn.....	1900 (132)
Noodles Hahn.....	1901 (239)
Bucky Walters.....	*1939 (137)
Johnny Vander Meer.....	1941 (202)
Johnny Vander Meer.....	1942 (186)
Johnny Vander Meer.....	1943 (174)
Ewell Blackwell.....	1947 (193)
Jose Rijo.....	1993 (227)
Aaron Harang.....	2006 (216)
Johnny Cueto.....	*2014 (242)

Wins (12)

Eppa Rixey.....	1922 (25)
Dolf Luque.....	1923 (27)
Pete Donohue.....	*1926 (20)
Bucky Walters.....	1939 (27)
Bucky Walters.....	1940 (22)
Elmer Riddle.....	*1943 (21)
Bucky Walters.....	1944 (23)
Ewell Blackwell.....	1947 (22)
Joey Jay.....	*1961 (21)
Tom Seaver.....	1981 (14)
Danny Jackson.....	*1988 (23)
Aaron Harang.....	*2006 (16)

#Winning Percentage (12)

Dutch Ruether.....	1919 (19-6, .760)
Pete Donohue.....	1922 (18-9, .667)
Dolf Luque.....	1923 (27-8, .771)
Paul Derringer.....	1939 (25-7, .781)
Elmer Riddle.....	1941 (19-4, .826)
Clyde Shoun.....	*1943 (14-5, .737)
Bob Purkey.....	1962 (23-5, .821)
Wayne Simspon.....	1970 (14-3, .826)
Gary Nolan.....	1972 (15-5, .750)
Tom Seaver.....	1979 (16-6, .727)
Tom Seaver.....	1981 (14-2, .875)
Jose Rijo.....	*1991 (15-6, .714)

For pitchers with 15 or more decisions

Shutouts (18)

Noodles Hahn.....	*1900 (4)
Dolf Luque.....	*1921 (3)
Dolf Luque.....	1923 (6)
Eppa Rixey.....	*1924 (4)
Dolf Luque.....	*1925 (4)
Pete Donohue.....	1926 (5)
Red Lucas.....	*1928 (4)
Lee Grissom.....	*1937 (5)
Ewell Blackwell.....	*1946 (5)
Ken Raffensberger.....	*1949 (5)
Ken Raffensberger.....	*1952 (6)
Joe Nuxhall.....	1955 (5)
Joey Jay.....	*1961 (4)
Jim Maloney.....	*1966 (5)
Jack Billingham.....	1973 (7)
Tom Seaver.....	1977 (7)
Tom Seaver.....	*1979 (5)
Trevor Bauer.....	2020 (2)

Innings Pitched (11)

Noodles Hahn.....	1901 (375.1)
Eppa Rixey.....	1922 (313.1)
Pete Donohue.....	1925 (301.0)
Pete Donohue.....	1926 (285.2)
Paul Derringer.....	1938 (307.0)
Bucky Walters.....	1939 (319.0)
Bucky Walters.....	1940 (305.0)
Bucky Walters.....	1941 (302.0)
Jack Billingham.....	*1973 (293.1)
Bronson Arroyo.....	2006 (240.2)
Johnny Cueto.....	2014 (243.2)

Saves (7)

Wayne Granger.....	1970 (35)
Clay Carroll.....	1972 (37)
Rawly Eastwick.....	*1975 (22)
Rawly Eastwick.....	1976 (26)
John Franco.....	1988 (39)
Jeff Brantley.....	*1996 (44)
Jeff Shaw.....	1997 (42)

* Tied For League Lead

CAREER PITCHING RECORDS - SINCE 1900
Individual Career Records

*MLB Record

Most Seasons Pitched.....	15, Joe Nuxhall
Most Games Played.....	531, Pedro Borbon
Most Games Started.....	357, Eppa Rixey
Most Games Won, Start.....	179, Eppa Rixey
Most Games Won, Relief.....	66, Clay Carroll
Most Years Winning 20 Or More Games.....	4, Paul Derringer
Most Games Lost, Start.....	150, Paul Derringer
Most Games Lost, Relief.....	43, Clay Carroll
Most Games Lost by Lefthander.....	*251, Eppa Rixey
Most Saves.....	182, Danny Graves
Most Completed Games.....	177, Noodles Hahn
Most Shutouts.....	32, Bucky Walters
Most No-Hit Games.....	2 (3x), Jim Maloney, Johnny Vander Meer, Homer Bailey
Most Low-Hit Games.....	8, Jim Maloney
Best ERA (Min. 1000 IP).....	2.37, Bob Ewing
Most Innings Pitched.....	2,890.2, Eppa Rixey
Most Strikeouts.....	1,592, Jim Maloney
Most Walks.....	1,072, Johnny Vander Meer

Reds Pitching Top 5 - Since 1900

<p>GAMES</p> <p>Borbon..... 531</p> <p>Sullivan..... 494</p> <p>Carroll..... 486</p> <p>Nuxhall..... 484</p> <p>Hume..... 457</p> <p>INNINGS PITCHED</p> <p>Rixey..... 2,890</p> <p>Luque..... 2,669</p> <p>Derringer..... 2,616</p> <p>Walters..... 2,355</p> <p>Nuxhall..... 2,169</p> <p>SHUTOUTS</p> <p>Walters..... 32</p> <p>Derringer..... 30</p> <p>Maloney..... 30</p> <p>Vander Meer..... 29</p> <p>Raffensberger..... 25</p>	<p>SAVES</p> <p>Graves..... 182</p> <p>Cordero..... 150</p> <p>Franco..... 148</p> <p>Chapman..... 146</p> <p>Carroll..... 119</p> <p>Iglesias..... 106</p> <p>Brantley..... 88</p> <p>Dibble..... 88</p> <p>Hume..... 88</p> <p>GAMES STARTED</p> <p>Rixey..... 356</p> <p>Derringer..... 322</p> <p>Luque..... 319</p> <p>Browning..... 298</p> <p>Walters..... 296</p> <p>ERA</p> <p>Ewing..... 2.37</p> <p>Hahn..... 2.52</p> <p>Schneider..... 2.61</p> <p>Rijo..... 2.83</p> <p>Walters..... 2.93</p>	<p>WALKS</p> <p>Vander Meer..... 1,072</p> <p>Walters..... 806</p> <p>Maloney..... 786</p> <p>Luque..... 756</p> <p>Nuxhall..... 706</p> <p>COMPLETE GAMES</p> <p>Hahn..... 207</p> <p>Walters..... 195</p> <p>Derringer..... 189</p> <p>Ewing..... 184</p> <p>Luque..... 183</p> <p>WINS</p> <p>Rixey..... 179</p> <p>Derringer..... 161</p> <p>Walters..... 160</p> <p>Luque..... 154</p> <p>Maloney..... 134</p> <p>STRIKEOUTS</p> <p>Maloney..... 1,592</p> <p>Soto..... 1,449</p> <p>Nuxhall..... 1,289</p> <p>Vander Meer..... 1,260</p> <p>Rijo..... 1,251</p>
--	--	---

SINGLE-SEASON PITCHING RECORDS - SINCE 1900

Club Single-Season Records

Most Pitchers Used	38, 2022
Most Starting Pitchers Used	17, 2003, 2022
Most Games Won, Relievers	37, 1978
Most Games Lost, Starters	88, 1932
Most Saves	60 (2x), 1970, 1972
Most Pitchers, At Least 1 Save	10 (2x), 2021, 2022
Most Relief Appearances	579, 2021
Highest ERA, Team	5.19, 2004
Highest ERA, Starters	5.77, 2003
Lowest ERA	2.23, 1919
Most Runs Allowed	907, 2004
Fewest Runs Allowed	401, 1919
Most Earned Runs Allowed	832, 2004
Fewest Earned Runs Allowed	315, 1919
Most No-Hit Games	2 (2x), 1938, 1965
Most Complete Games	142, 1904
Fewest Complete Games	0, 2019
Most Shutouts	23, 1919
Fewest Shutouts	1, 2005
Most Shutouts Won	23, 1919
Most Innings Pitched	1,490.0, 1968
Most Strikeouts	1,552, 2019
Fewest Strikeouts	310, 1933
Most Walks Allowed	659, 2000
Fewest Walks Allowed	257, 1933
Most Home Runs Allowed	258, 2016
Most Home Runs Allowed vs One Team	44 by Brewers, 2022
Most Home Runs Allowed, Starters	159 (2x), 2005 & 2017
Most Home Runs Allowed, Relievers	103, 2016
Most Home Runs Allowed, Consecutive Games	17 (2x), 6/5-6/23, 2001 & 5/1-5/18, 2005
Fewest Home Runs Allowed	5, 1909
Most Grand Slams Allowed	9, 2017
Most Hit Batsmen	110, 2022
Most Wild Pitches	96, 2000

Rookie Single-Season Records

Most Games	90, Wayne Granger, 1968
Most Starts	52, Will White, 1878
Most Complete Games	32, Jesse Duryea, 1889
Most Innings Pitched	468, Will White, 1878
Most Shutouts	6, Ewell Backwell, 1946
Most Wins	32, Jesse Duryea, 1889
Most Wins, Starter	20, Tom Browning, 1985
Most Wins, Relief	12, Scott Williamson, 1999
Highest Winning Percentage769 (10-3), Sammy Ellis, 1964
Most Losses	26, Dory Dean, 1876
Most Losses, Relief	7, Scott Williamson, 1999
Most Saves	27, Wayne Granger, 1969
Lowest ERA	1.79, Will White, 1878
Most Hits Allowed	477, Will White, 1878
Most Walks Allowed	147, Orval Overall, 1905
Most Strikeouts	206, Gary Nolan, 1967

Individual Season Records

*MLB Record #Tied MLB Record ^NL Record @Tied NL Record

Most Games, Righthander.....	90, Wayne Granger, 1969
Most Games, Lefthander.....	87, Rob Murphy, 1987
Most Games Started.....	42, Noodles Hahn, 1901
Most Games Finished.....	64, Francisco Cordero, 2010
Most Complete Games.....	41, Noodles Hahn, 1901
Most Innings Pitched.....	375, Noodles Hahn, 1901
Most Wins, Righthander.....	27 (2x), Dolf Luque, 1923; Bucky Walters, 1939
Most Wins, Lefthander.....	25, Eppa Rixey, 1922
Most Wins, Relief.....	14, Hersch Freeman, 1956
Most Consecutive Wins.....	16, Ewell Blackwell, 1947
Most Games Lost.....	25, Paul Derringer, 1933
Most Games Lost, Reliever.....	12, Raisel Iglesias, 2019
Most Consecutive Games Lost.....	12 (3x), Henry Thielman, 1902; Peter J. Schneider, 1914; Si Johnson, 1933
Highest Winning Percentage.....	.875, Tom Seaver, 1981 (14-2)
Highest Winning Percentage, Relief.....	.812, Clyde Shoun, 1943 (13-3)
Highest Percentage 20-Game Winner.....	.821, Bob Purkey, 1962 (23-5)
Most Saves.....	44, Jeff Brantley, 1996
Most Consecutive Saves.....	27, Aroldis Chapman, 6/26-9/4, 2012
Most Consecutive Appearances Recording a Save.....	16, Aroldis Chapman, 7/15-8/12, 2012
Highest ERA, Starter.....	6.47, Eric Milton, 2005
Lowest ERA, Starter.....	1.58, Fred Toney, 1915
Lowest ERA, Relief.....	0.72, Rob Murphy, 1986
Most Runs.....	158, Noodles Hahn, 1901
Most Earned Runs.....	145 (2x), Bill Phillips, 1901; Herm Wehmeier, 1950
Most No-Hit Games.....	*2 (2x), Johnny Vander Meer, 6/11/1938 vs Boston & 6/15/1938 at Brooklyn; Jim Maloney, ~6/14/1965 vs New York & 8/19/1965 at Chicago (G1) ~Maloney tossed 10 no-hit innings on 6/14/1965 vs New York, then allowed a home run and single in the 11th inning (L, 1-0)
Most Consecutive No-Hit Games.....	*2, Johnny Vander Meer, 6/11/1938 vs Boston & 6/15/1938 at Brooklyn
Most Shutouts.....	7 (3x), Fred Toney, 1917; Hod Eller, 1919; Jack Billingham, 1973
Most Consecutive Scoreless Appearances, Righthander.....	23 (26.1ip), J.J. Hoover, June 13-August 19, 2013
Most Consecutive Scoreless Appearances, Lefthander.....	#33 (30ip), Arthur Rhodes, April 13-June 26, 2010
Most Hits.....	370 (2x), Ed Scott, 1900; Noodles Hahn, 1901
Fewest Hits Allowed, Consecutive Games.....	*0, Johnny Vander Meer, 1938
Most Consecutive Hitless Innings.....	*21, Johnny Vander Meer, 1938
Most Home Runs Allowed, Lefthander.....	40, Eric Milton, 2005
Most Home Runs Allowed, Righthander.....	46, Bronson Arroyo, 2011
Most Home Runs Allowed, Duo.....	74, Eric Milton (40) & Ramon Ortiz (34), 2005
Most Consecutive Starts Allowing At Least 1 Home Run.....	@15, Ramon Ortiz, May 1-July 17, 2005
Most Strikeouts, Righthander.....	274, Mario Soto, 1982
Most Strikeouts, Lefthander.....	239, Noodles Hahn, 1901
Most Strikeouts, Reliever.....	141, Rob Dibble, 1989
Most Walks.....	162, Johnny Vander Meer, 1943
Most Hit Batsmen.....	23, Jake Weimer, 1907
Most Wild Pitches.....	21, Scott Williamson, 2000

200+ Strikeouts in a Season

274	Mario Soto	1982
265	Jim Maloney	1963
244	Jim Maloney	1965
242	Mario Soto	1983
	Johnny Cueto	*2014
239	Noodles Hahn	*1901
227	Jose Rijo	*1993
226	Luis Castillo	2019
	Tom Seaver	1978
218	Aaron Harang	2007
216	Jim Maloney	1966
	Aaron Harang	*2006
214	Jim Maloney	1964
	Mario Soto	1985
210	Tyler Mahle	2021
206	Edinson Volquez	2008
	Gary Nolan	1967
205	Sonny Gray	2019
202	J. Vander Meer	*1941

* Led League

10+ Consecutive Wins

Ewell Blackwell	16	1947
Frank Dwyer	13	1896
Brooks Lawrence	13	1956
Elmer Riddle	11	1941
Tom Seaver	11	1979
John Franco	11	1985
Johnny Vander Meer	10	1938
Paul Derringer	10	1939
Clay Carroll	10	1969
Wayne Simpson	10	1970

20-GAME WINNERS

27	Dolf Luque	*1923	E. Rixey, P. Donohue	1925	
	Bucky Walters	*1939	Paul Derringer	1938	
25	Eppa Rixey	*1922	Elmer Riddle	*1943	
	Paul Derringer	1939	Joey Jay	*1961, '62	
24	Fred Toney	1917	20	Noodles Hahn	1902
23	Noodles Hahn	1902		Bob Ewing	1905
	Jack Harper	1904		Jake Weimer	1906
	Bucky Walters	*1944		George Suggs	1910
	Bob Purkey	1962		Pete Schneider	1917
	Jim Maloney	1963		Eppa Rixey	1923
	Danny Jackson	*1988		Carl Mays	1924
22	Noodles Hahn	1901, '03		Pete Donohue	*1926
	Paul Derringer	1935		Paul Derringer	1940
	Bucky Walters	*1940		Jim Maloney	1965
	Ewell Blackwell	*1947		Jim Merritt	1970
	Sammy Ellis	1965		Tom Browning	1985
21	Slim Salee	1919		Johnny Cueto	2014
	Pete Donohue	1923			* Led League

Reds with 30+ Saves in a Season

44	Jeff Brantley	#1996	32	John Franco	1987, '89
42	Jeff Shaw	*1997		Danny Graves	2001, '02
41	Danny Graves	2004	31	Randy Myers	1990
40	Francisco Cordero	2010		Rob Dibble	1991
39	Francisco Cordero	2009	30	Danny Graves	2000
	John Franco	*1988		Raisel Iglesias	2018
38	Aroldis Chapman	2012			
	Aroldis Chapman	2013			
37	Francisco Cordero	2011			
	Clay Carroll	*1972			
36	Aroldis Chapman	2014			
35	Wayne Granger	*1970			
34	Francisco Cordero	2008			
	Raisel Iglesias	2019			
33	Aroldis Chapman	2015			
	David Weathers	2007			

* Led League, #Tied For League Lead

Reds with a Sub-2.00 ERA

ERA	IP	Player	Year
1.58	222.2	Fred Toney	1915
1.73	332.2	Bob Ewing	1907
1.77	321.0	Noodles Hahn	1902
1.81	242.2	Dutch Ruether	1919
1.86	242.1	Andy Coakley	1908
1.90	279.1	Art Fromme	1909
1.93	322.0	*Dolf Luque	1923
1.99	176.0	Gary Nolan	1972
1.73	73.0	*Trevor Bauer	2020

250 + Innings in a Season

375.1	Noodles Hahn	*1901	296.2	Gene Dale	1915	274.1	Pete Schneider	1916	260.2	George Suggs	1911
339.2	Fred Toney	1917		Paul Derringer	1940		Pete Donohue	1923		Danny Jackson	1988
333.2	Pete Schneider	1917	296.0	Noodles Hahn	1903	273.2	Mario Soto	1983	260.1	Elmer Riddle	1943
332.2	Bob Ewing	1907		Art Fromme	1912	273.0	Ewell Blackwell	1947	260.0	Harry Gaspar	1909
322.0	Dolf Luque	1923	293.2	Jack Harper	1904		Joey Jay	1962	259.2	Tom Seaver	1978
321.0	Noodles Hahn	1902		Bob Ewing	1908	271.0	Rube Benton	1914	257.2	Mario Soto	1982
319.0	Bucky Walters	*1939	293.1	Jack Billingham	*1973	270.0	Red Lucas	1929	257.1	Jose Rijo	1993
318.0	Orval Overall	1905	291.1	Eppa Rixey	1928	269.1	Red Lucas	1932	257.0	Joe Nuxhall	1955
313.1	Eppa Rixey	*1922	291.0	Dolf Luque	1925	269.0	Bob Phillips	1902	256.2	Mario Soto	1985
311.2	Bob Ewing	1905	289.0	J. Vander Meer	1943		George Johnson	1913	255.1	Jim Maloney	1965
309.0	Eppa Rixey	1923	287.2	Bob Ewing	1906	267.2	Charlie Chech	1905	253.2	Harry Gaspar	1911
307.0	Paul Derringer	*1938	288.1	Bob Purkey	1962	266.2	Jimmy Ring	1920		Bucky Walters	1942
305.0	Bucky Walters	*1940	287.1	Eppa Rixey	1925	266.0	George Suggs	1910	252.2	Bob Purkey	1960
304.2	Jake Weimer	1906	285.2	Pete Donohue	*1926	265.2	Dutch Ruether	1920		Jim O'Toole	1961
304.0	Dolf Luque	1921	285.0	Bucky Walters	1944		Rube Marquard	1921	251.2	Jim O'Toole	1962
303.0	George Suggs	1912	284.0	Ken Raffensberger	1949	265.1	Andy Coakley	1907	251.0	Jim Merritt	1969
302.0	Rube Benton	1912	282.1	Paul Derringer	1936	264.0	Johnny Couch	1922	250.2	Gary Nolan	1970
	Bucky Walters	*1941	281.1	Bill Phillips	1901	263.2	Sammy Ellis	1965		Tom Browning	1988
301.0	Eppa Rixey	1921	281.0	Carl Mays	1926	262.1	St Johnson	1931	250.1	Brooks Lawrence	1957
	Pete Donohue	*1925	279.1	Art Fromme	1909		Tom Browning	1985		Jim Maloney	1963
	Paul Derringer	1939	276.2	Paul Derringer	1935	261.0	Jack Rowan	1910	250.0	Bob Purkey	1958
300.0	Fred Toney	1916		Ray Starr	1942		Dolf Luque	1922			* Led League
297.2	Noodles Hahn	1904	275.2	Pete Schneider	1915		Paul Derringer	1934			
297.0	Red Ames	1914	275.0	Harry Gaspar	1910		Ewell Blackwell	1950			

SINGLE-GAME PITCHING RECORDS - SINCE 1900

*MLB Record #Tied MLB Record ^NL Record @Tied NL Record

Club Records

Most Runs Allowed.....	25 (2x), Last: 9/23/1901 vs Brooklyn
Most Runs Allowed in One Inning	15, 5/21/1952 vs Brooklyn (1st inning)
Most Home Runs Allowed	7 (8x), 6/6/1939 at NYG, 6/24/1950 at NYG, 5/25/1979 at LAD, 5/31/2016 at Col, 8/22/2016 vs LAD, 7/26/2018 vs Phi, 6/1/2021 vs Phi, 7/19/21 vs NYM
Most Home Runs Allowed in One Inning.....	5 (4x), Last: 4/22/06 at Mil (4th inning), ties Major League record
Most Strikeouts (9 innings).....	18, 6/30/2018 vs Mil (Tyler Mahle 12, Kyle Crockett 1, David Hernandez 2, Dylan Floro 3)
Most Strikeouts (extra innings).....	20, 7/28/2013 at LAD (11 inn., Cingrani 11, LeCure 4, Parra 2, Patech 3)
Most Walks.....	15, 4/18/1970 vs SF (9 innings) & 8/9/1942 vs Chc (18 innings)
Most Wild Pitches.....	5, 6/8/1999 at Min
Most Extra-Base Hits Allowed.....	14 (2x), 5/15/1911 at Phi (8 2b, 3 3b, 3hr), 5/31/2016 at Col (7 2b, 7hr)

Individual Records

Most At-Bats Faced.....	@49 (2x), Harley "Doc" Parker, 6/21/1901 at Brooklyn; Bill Phillips, 6/24/1901 at Philadelphia (G2)
Fewest Hits Allowed, Doubleheader, 18 Innings.....	*6, Fred Toney, 7/1/1917 vs Pittsburgh
Longest No-Hit CG.....	#10 Innings (2x), Fred Toney, 5/2/1917 vs Chicago; Jim Maloney, 8/19/1965 vs Chicago
Most Runs Allowed.....	*21, Harley "Doc" Parker, 6/21/1901 at Brooklyn
Most Hits Allowed.....	*26, Harley "Doc" Parker, 6/21/1901 at Brooklyn
Most Home Runs Allowed	5 (many times), Last: RHP Hunter Greene, 5/5/2022 at Mil & LHP Brandon Claussen, 7/18/2005 vs Chi
Most Home Runs Allowed, Start of Game (tied ML record) ..	3, LHP Phil Dumatrait, 9/9/2007 vs Mil (Rickie Weeks, J.J. Hardy, Ryan Braun)
Most Home Runs Allowed in One Inning.....	#4 (many times), Last: RHP Scott Feldman, 8/17/2017 at Cubs (4th inning)
Most Consecutive Doubles Allowed in One Inning.....	*4, Pete Harnisch, 5/4/2000 at Philadelphia (1st inning)
Most Strikeouts (extra innings).....	18, Jim Maloney 6/14/1965 vs New York (11 innings)
Most Strikeouts (9 Innings).....	16 (3x), Noodles Hahn, 5/22/1901 at Boston; Jim Maloney, 5/21/1963 at Milwaukee; Ron Villone, 9/29/2000 at St. Louis
Most Strikeouts by Reds Rookie Pitcher, Righthander.....	15, Gary Nolan, 6/7/1967 vs San Francisco
Most Strikeouts by Reds Rookie Pitcher, Lefthander.....	12 (2x), Amir Garrett, 4/19/2017 vs Bal & Dennis Reyes, 8/20/1998 at Pit
Most Strikeouts by Losing Pitcher (extra innings).....	*18, Jim Maloney, 6/14/1965 vs New York, 11 innings (lost 1-0)
Most Consecutive Strikeouts by Relief Pitcher, Game.....	@6 (6x), Don Gullett, 8/23/1970 at New York (G2); Joe Price, 5/8/1985 at Philadelphia; Randy Myers, 9/8/1990 at Los Angeles; Rob Dibble, 4/23/1991 at Houston; Scott Williamson, 5/27/1999 vs Los Angeles; Alfredo Simon, 5/6/2013 vs Atlanta
Three Strikeouts On Nine Pitched Balls, Inning (Confirmed)	#Pedro Borbon, 6/23/79 vs San Francisco (9th inning) #Rob Dibble, 6/4/1989 vs San Diego (8th inning) #Carlos Contreras, 7/11/2014 vs Pittsburgh (7th inning) #Drew Storen, 4/18/2017 vs Baltimore (9th inning) #Kevin Gausman, 8/18/2019 vs St. Louis (9th inning)
Most Walks.....	13, Bud Podbielan, 5/18/1953 vs Brooklyn (10 innings)
Most Walks, Inning.....	7, Bob Ewing, 4/19/1902 vs Chicago (4th inning)
Most Hit Batters.....	4 (2x), Jake Weimer, 7/28/1907 vs NY Giants & Josh Smith, 7/4/2015 vs Milwaukee
Most Hit Batters, Inning.....	3, Raul Sanchez, 5/15/1960 vs Philadelphia (G1, 8th inning)
Most Balks, Inning.....	*3, Jim Owens, 4/24/1963 at Los Angeles (2nd inning)
Most Wild Pitches, Inning.....	3 (many times), Last: John Riedling, 4/11/2001 at Pittsburgh (7th inning)

Shutout in First Major League Start

Bob Spade.....	9/22/07 vs New York
Pete Schneider.....	6/28/14 vs Pittsburgh, G2
Mel Queen.....	4/16/67 vs San Francisco, G2
Wayne Simpson.....	4/9/70 at Los Angeles
Charlie Leibbrandt.....	4/13/80 vs Atlanta


4 Strikeouts in an Inning

Joe Nuxhall.....	8/11/59 vs Milwaukee, G1 (6th inning)
Mario Soto.....	5/17/84 vs Chicago (3rd inning)
Tim Birtsas.....	6/4/90 at San Francisco (7th inning)
Frankie Rodriguez.....	7/22/01 at Florida (7th inning)
Tony Cingrani.....	4/28/13 at Washington (4th inning)
(Denard Span, Bryce Harper, Ian Desmond, Adam LaRoche)	

15+ Strikeouts in a Game

Jim Maloney, RH.....	18.....	6/14/65 vs New York (11 inn.)
Ron Villone, LH.....	16.....	9/29/00 at St. Louis
Jim Maloney, RH.....	16.....	5/21/63 at St. Louis
Noodles Hahn, RH.....	16.....	4/22/1901 vs Chicago
Gary Nolan, RH.....	*15.....	6/7/67 vs San Francisco
Mario Soto, RH.....	15.....	9/9/80 at Atlanta
Mario Soto, RH.....	15.....	8/17/82 vs New York

* Reds rookie record



SEPTEMBER 16, 1988: ONE PERFECT NIGHT

In a 1-0 victory over the Los Angeles Dodgers on September 16, 1988, lefthander Tom Browning tossed the only perfect game in Cincinnati Reds history.

It was only the 14th perfect game of 9 innings or more in Major League history, just the third in modern National League history and the first no-hitter by a Reds pitcher since Tom Seaver blanked the Cardinals, 4-0, on June 16, 1978.

Browning's perfect game capped off an incredible season in which he posted an 18-5 record, including a 16-2 mark after June 6.

No-Hitters in Reds History (17)

Pitcher	Score
Charles Jones, 10/15/1892 vs Pittsburgh (ML debut)	Won, 7-1
Ted Breitenstein, 4/22/1898 vs Pittsburgh	Won, 11-0
Noodles Hahn, 7/12/1900 vs Philadelphia	Won, 4-0
Fred Toney, 5/2/1917 at Chicago (10 innings)	Won, 1-0
Hod Eller, 5/11/1919 vs St. Louis	Won, 6-0
*Johnny Vander Meer, 6/11/1938 vs Boston	Won, 3-0
*Johnny Vander Meer, 6/15/1938 at Brooklyn	Won, 6-0
Clyde Shoun, 5/15/1944 vs Boston	Won, 1-0
Ewell Blackwell, 6/18/1947 vs Boston	Won, 6-0
Jim Maloney, 8/19/1965 at Chicago, Game 1 (10 innings)	Won, 1-0
George Culver, 7/29/1968 at Philadelphia, Game 2	Won, 6-1
Jim Maloney, 4/30/1969 vs Houston	Won, 10-0
Tom Seaver, 6/16/1978 vs St. Louis	Won, 4-0
Tom Browning, 9/16/1988 vs Los Angeles (perfect game)	Won, 1-0
Homer Bailey, 9/28/2012 at Pittsburgh	Won, 1-0
Homer Bailey, 7/2/2013 vs San Francisco	Won, 3-0
^ Wade Miley, 5/7/2021 at Cleveland	Won, 3-0
^^ Hunter Greene / Art Warren, 5/15/2022 at Pittsburgh	Lost, 1-0

* Johnny Vander Meer is the only pitcher in Major League history to throw no-hitters in consecutive appearances

^ Oldest Reds pitcher to throw a no-hitter (34 years, 175 days)

^^ Reds pitchers threw 8.0 IP (Greene 7.1, Warren 0.2) and is not considered a "no-hitter"

Jim Maloney, 6/14/1965 vs New York Lost, 1-0 (11 innings)
Had a no-hitter through 10 innings, allowed HR and single in the 11th

3 Reds pitchers, 5/26/1956 at Milwaukee Lost, 2-1 (11 innings)
Johnny Klipstein pitched the first 7 innings, Hershell Freeman the 8th and Joe Black the ninth, 10th and 11th frames. With 2 outs in the 10th inning the Braves produced the first of their 2 hits.

No-Hitters vs Reds

Pitcher	Score
Cy Young, 9/18/1897 at Cleveland, G1	6-0
"Big" Jeff Pfeffer, 5/8/1907 at Boston	6-0
* James (Hippo) Vaughn, 5/2/1917 at Chicago	0-1
Tex Carleton, 4/30/1940 vs Brooklyn	3-0
Lon Warneke, 8/30/1941 vs St. Louis	2-0
Ken Johnson, 4/23/1964 at Houston	0-1
Don Wilson, 5/1/1969 vs Houston	4-0
Ken Holtzman, 6/3/1971 vs Chicago	1-0
Rick Wise, 6/23/1971 vs Philadelphia	4-0
** Roy Halladay, 10/6/2010 at Philadelphia	4-0
Jake Arrieta, 4/21/16 vs Chicago	16-0
Mike Fiers, 5/7/19 at Oakland	2-0

* Only double no-hit game in Major League history.

Reds' "Unofficial" No-Hitters (3)

In the 1-0 loss on 5/15/22 at Pit, for the third time in their history the Reds did not allow a hit to an opponent in a game in which they pitched fewer than 9 innings.

5/15/2022	Reds at Pirates	9-inning loss
	Hunter Greene (7.1p), Art Warren (0.2ip)	
8/24/1906	Jake Weimer vs Brklyn	7-inning win
9/23/1893	Icebox Chamberlain vs Bos	7-inning win

Rare Feats in Major League Baseball

Teams Winning While Allowing 0 Hits	6
2 Grand Slams In A Game	13
4 Home Runs In A Game	18
Perfect Games	23
Home Run On 1st Career Pitch Seen	31
Steals of 2nd, 3rd & Home	54
4 Strikeouts In An Inning, Pitcher	99
Immaculate Inning	104
No-Hitters	316
Hit For The Cycle	334
Home Runs, Both Sides Of Plate	351

List through 5/15/22, Courtesy Baseball Almanac

** Game 1 of the 2010 National League Division Series at Citizens Bank Park. **Roy Halladay's** no-hitter was only the second no-hitter in **Postseason history**, joining **Don Larsen's** perfect game for the **Yankees vs Brooklyn** in **Game 5 of the 1956 World Series**. **Halladay** allowed only 1 baserunner, a walk to **Jay Bruce** with 2 outs in the fifth, and threw first-pitch strikes to 25-28 batters.

On **4/21/2016** at Great American Ball Park, Cubs RHP **Jake Arrieta** threw a no-hitter vs the Reds...prior to that 16-0 loss, the Reds had produced at least 1 hit in **7,109 consecutive regular season games**, the longest active streak in the Major Leagues at that time...between no-hitters by Phi's **Rick Wise** on **6/23/1971** at Riverfront Stadium and **Arrieta** on **4/21/2016** at GABP, the Reds were held to **1 hit 33 times** during the regular season...according to Elias Sports Bureau, the **16 runs scored** by the Cubs were the second-most ever produced in a no-hitter...**Pud Galvin** of the **Buffalo Bisons** beat the **Detroit Wolverines**, 18-0, on **August 4, 1884**.

TEAM FIELDING, YEAR-BY-YEAR - SINCE 1900

* Led league, ^ Team records

Year	Pct.	E	DP	Year	Pct.	E	DP	Year	Pct.	E	DP	Year	Pct.	E	DP
1900	.945	341	120	1931	.973	165	194* ^A	1962	.977	145	144	1993	.980	121	133
1901	.940	355	102	1932	.971	178	129	1963	.978	135	127	1994	.983	73	91
1902	.945	322	118*	1933	.971	177	139	1964	.979*	130*	137	1995	.986*	79*	140
1903	.946	312	84	1934	.970	181	136	1965	.981*	117*	142	1996	.980	121	145
1904	.954	301	81	1935	.966	204	139	1966	.980	122	133	1997	.982	106*	129
1905	.953	310	122*	1936	.969	191	150	1967	.980	121*	124	1998	.980	122	142
1906	.959	262	97	1937	.966	208	139	1968	.978	144	144	1999	.983	105	139
1907	.963	227	118	1938	.971	172	133	1969	.974	167	158	2000	.982	111	156
1908	.959	255	72	1939	.974	162	170	1970	.976	151	173	2001	.978	138	136
1909	.952	309	120*	1940	.981*	117*	158	1971	.984*	103*	174	2002	.981	120	169
1910	.955	291	103	1941	.975*	152*	147	1972	.982*	110*	143	2003	.977	141	152
1911	.955	295	108	1942	.971	177	158*	1973	.982*	115*	162	2004	.981	113	123
1912	.960	249	102	1943	.980*	125*	193*	1974	.979	134	151	2005	.983	104	133
1913	.961	251	104	1944	.978	137	153	1975	.984	102	173	2006	.979	128	139
1914	.952	314	113	1945	.976	146	138	1976	.984*	102*	157	2007	.984	95	155
1915	.966*	222	148*	1946	.975	155	192*	1977	.984*	95*	154	2008	.981	114	156
1916	.965	228	126*	1947	.977	138	134	1978	.978	134	120	2009	.985	89	161
1917	.962	247	120	1948	.973	158	135	1979	.980	124	152	2010	.988* ^A	72* ^A	142
1918	.964	192	127*	1949	.977	138	150	1980	.983*	106*	144	2011	.985	91	146
1919	.974*	151*	98	1950	.976	140	132	1981	.981*	80*	99	2012	.985	89	113
1920	.968	200	125	1951	.977	140	141	1982	.980	128	158	2013	.988	76	131
1921	.969	193	139	1952	.982*	107	145	1983	.981	114*	121	2014	.988*	72*	120
1922	.968	205	147	1953	.978	129	176*	1984	.977	139	116	2015	.985	90	131
1923	.969	202	144	1954	.977	137	194* ^A	1985	.980	122	142	2016	.983	102	142
1924	.966	217	142	1955	.977	139	169	1986	.978	140	160	2017	.986	81	133
1925	.968	203	161	1956	.981*	113	147	1987	.979	130	137	2018	.984	95	144
1926	.972	183	160	1957	.982*	107*	139	1988	.980	125	131	2019	.984	91	125
1927	.973*	165*	160	1958	.983*	100*	148	1989	.980	121	108	2020	.986	27	36
1928	.974	162	194 ^A	1959	.978	126	157	1990	.983*	102*	126	2021	.984	91	124
1929	.974	162	148	1960	.979*	125*	155	1991	.979	125	131	2022	.986	81	115
1930	.973	161*	164	1961	.977	134	124	1992	.984	96	128				

FIELDING RECORDS - SINCE 1900
Club Records

Highest Fielding Average.....9881, 2010
Lowest Fielding Average.....940, 1901
Most Errors.....355, 1901
Fewest Errors.....27, 2020 (60-game season); 72 (2x), 2010, 2014
Most Chances.....6,399, 1915
Fewest Chances.....1,981, 2020 (60-game season); 5,647, 2022
Most Putouts.....4,471, 1968
Fewest Putouts.....1,512, 2020 (60-game season); 4,006, 1930
Most Assists.....2,151, 1905
Fewest Assists.....442, 2020 (60-game season); 1,296, 2022
Fewest Assists in One Game.....0, 8/20/1997 vs Colorado
Most Double Plays.....194 (3x), 1928, 1931, 1954
Fewest Double Plays.....36, 2020 (60-game season); 108, 1989
Most Triple Plays.....2, 1995
Most Consecutive Errorless Games.....15, 1975
Most Consecutive Errorless Games To Begin A Season.....8, 2005
Most Errorless Games.....106, 2010
Most Passed Balls.....39, 1914
Fewest Passed Balls.....3, 1975

Individual Records

First Base

Most Putouts.....	1,710, Wally Pipp, 1926
Most Assists.....	173, Joey Votto, 2011
Fewest Errors.....	2, Sean Casey, 2005
Most Double Plays.....	166, Ted Kluszewski, 1954
Highest Fielding Average.....	.998 (2x), Dan Driessen, 1982 & Sean Casey, 2005
Most Years Leading League in Fielding, Career.....	5, Ted Kluszewski (1951-55)
@Most Years Leading League in Putouts, Career.....	6, Frank McCormick (1939-45)

Second Base

Most Assists.....	588, Hughie Critz, 1926
*Fewest Errors.....	2 (2x), Bret Boone, 1997 & Brandon Phillips, 2014
@Most Errors, Inning.....	3, Kermit Wahl, 9/18/45 vs Boston
Most Double Plays.....	130, Tommy Helms, 1971
*Highest Fielding Average.....	.997, Bret Boone, 1997

Third Base

Fewest Errors.....	7, Buddy Bell, 1987
Most Double Plays.....	39, Babe Adams, 1953
Highest Fielding Average.....	.979, Buddy Bell, 1987
@Most Assists, 9-Inning Game.....	11, Chris Sabo, 4/7/88 vs St. Louis
@Most Unassisted Double Plays, Season.....	3, Heinie Groh, 1915

Shortstop

Most Putouts.....	391, Buck Herzog, 1915
*Most Putouts With No Assists, Game.....	9, Buck Herzog, 5/26/1916 vs Chicago
Fewest Errors.....	5, Kyle Farmer, 2021
@Most Errors, Opening Game of Season.....	4, Pokey Reese, 3/31/98 vs San Diego
Most Double Plays.....	129, Roy McMillan, 1954
@Most Double Plays, 9-Inning Game.....	5, Dave Concepcion, 6/25/75 at Atlanta
@Most Double Plays Started, Game.....	4, Billy Myers, 6/4/39 at New York
Highest Fielding Average.....	.988, Kyle Farmer, 2021
*Most Consecutive Games, Career.....	584, Roy McMillan, 9/16/51 to 8/6/55

Catcher

Most Putouts.....	1,008, Johnny Edwards, 1963
*Fewest Putouts, Season.....	471, Ray Mueller, 155 Games, 1944
*Fewest Chances Accepted, Season.....	536, Ray Mueller, 155 Games, 1944
Most Assists.....	170, Ivy Wingo, 1916
Fewest Errors.....	1, Brayan Pena, 2015 (84gs) and Tucker Barnhart, 2017 (105gs) & 0, Tyler Stephenson, 2021 (65gs)
Most Double Plays.....	18, Larry McLean, 1910
Highest Fielding Average, Season.....	.999, Tucker Barnhart, 2017 (105gs) & 1.000, Tyler Stephenson, 2021 (65gs)
*Most Games Catching All Club's Games, Season.....	155, Ray Mueller, 1944
*Most Consecutive Games, Season.....	155, Ray Mueller, 4/18-10/1, 1944
*Most Games Caught, Rookie.....	154, Johnny Bench, 1968
*Most Years With 100 or More Games Caught.....	13, Johnny Bench, 1968-80
*Most Consecutive Years with 100 or More Games Caught.....	13, Johnny Bench, 1968-80
@Fewest Passed Balls, Season.....	0, Johnny Bench, 121 Games, 1975
@Most Passed Balls, Game.....	6, Harry Vickers, 10/4/1902 at Pittsburgh

Left Field

Fewest Errors.....	0, Ryan Ludwick, 2014
Highest Fielding Average.....	1.000, Ryan Ludwick, 2014

Center Field

Most Putouts.....	447, Gus Bell, 1953
Fewest Errors.....	0, Billy Hamilton, 2015
Most Double Plays.....	12, Cy Seymour, 1905
Highest Fielding Average.....	1.000, Billy Hamilton, 2015

Right Field

Most Putouts.....	392, Babe Herman, 1932
Most Assists.....	39, Mike Mitchell, 1907
Fewest Errors.....	1, Paul O'Neill, 1992
Most Double Plays.....	10, Mike Mitchell, 1907
Highest Fielding Average.....	.997, Paul O'Neill, 1992

* Major League Record; ^ NL record; @ Tied for NL record

MISCELLANEOUS RECORDS - SINCE 1900
Most Games by Position (Career)

Pos.	Player	Years	Games	Pos.	Player	Years	Games
1B	Joey Votto	2007-22	1,923	CF	Vada Pinson	1958-68	1,497
	Ted Kluszewski	1947-57	1,255	LF	Adam Dunn	2001-08	940
2B	Brandon Phillips	2006-16	1,586	RF	Jay Bruce	2008-15	1,167
	Ron Oester	1978-90	1,171	C	Johnny Bench	1967-83	1,742
	Joe Morgan	1972-79	1,116	SP	Eppa Rixey	1921-33	356
SS	Dave Concepcion	1970-88	2,178	RP	Pedro Borbon	1970-79	527
	Barry Larkin	1986-2004	2,081				
3B	Heinie Groh	1913-21	883				

Single-Season Records

Most Games Played	163 (8x), Last: 2005
Most Games Won	108, 1975
Most Games Won, Home	64, 1975
Most Games Won, Road	53 (2x), 1972, 1976
Most Consecutive Games Won	12 (2x), 1939, 1957
Most Games Won, One Month	24 (2x), August 1918; July 1973
Highest Winning Pct.	.686, 96-44, 1919
Highest Winning Pct., Home	.790, 64-17, 1975
Highest Winning Pct., Road	.679, 53-25, 1972
Most Wins vs NL East Division	48, 1972, 1975
Most Wins vs NL Central Division	50, 2002
Most Wins vs NL West Division	60, 1975
Most Wins vs One Opponent (since 1969)	16, 1980 vs Atlanta (16-2)
Highest Winning Pct. vs One Opponent (since 1969, minimum two series)	.923, 1995 vs Houston (12-1)
Most Games Lost	101, 1982
Most Games Lost, Home	54, 2001
Most Games Lost, Road	57, 1931
Most Consecutive Games Lost	19, 9/5-9/23, 1914
Most Games Lost, One Month	26, September 1914
Lowest Winning Pct.	.344, 1934 (52-99)
Lowest Winning Pct., Home	.333, 2001 (27-54)
Lowest Winning Pct., Road	.260, 1931 (20-57)
Most Losses vs One Opponent	21, 1945 vs Chicago (1-21)
Most 1-Run Games	69, 1946
Most 1-Run Games Won	41, 1940
Most 1-Run Games Lost	41, 1916 & 1946
Fewest Times Shut Out, Season	0, 2000 (163g)
Most Times Shut Out, Season	24, 1908
Highest Attendance, Home, Season (All-Time)	2,629,708, 1976, Riverfront Stadium
Highest Attendance, Home, Season at Great American Ball Park	2,492,059; 2013
Highest Attendance, Road, Season	3,016,074; 2000

Single-Game Records

Largest Margin Of Victory	23, 6/4/1911 vs Boston (26-3)
Largest Margin of Defeat	21, 7/6/2009 at Phi (22-1 loss)
Largest Margin of Defeat at Home	19, 9/23/1901 vs Brooklyn (25-6 loss)
Longest Game, Time, 9 innings	4:10, 9/6/2019 vs Ari (7-5 loss)
Longest Game, Time, Extra Innings	6:11, 5/25/11 at Phi (19 innings)
Longest Game, Innings	21, 9/1/1967 vs San Francisco
Highest Attendance, Regular Season Game	55,596, 4/3/2000 vs Milwaukee
Highest Attendance, Postseason Game	56,393; 10/16/1975, World Series Game 5 vs Boston

THE LAST TIME IT HAPPENED...

Club

Tie.....	6/30/2005 vs Hou, 2-2 tie (7 innings)
Suspended game (home, road).....	4/20-4/21, 2021 vs Ari (5-4 loss, 9 innings) & 5/26-5/27, 2021 at Wsh (5-3 loss, 9 innings)
Rain-shortened completed game in Cincinnati.....	6/30/2021 vs SD (7-5 loss, 5.1 innings) & 6/6/2022 vs Ari (7-0 win, 7 innings)
Rain-shortened completed game on the road.....	8/1/2019 at Atl (4-1 loss, 6 innings)
1-0 win at home.....	Twice in 2022, Last on 8/17/22 vs Phi (Jose Barrero walkoff single off Seranthony Dominguez, 9th inning)
1-0 win on the road.....	9/16/21 at Pit (Asdrúbal Cabrera sac fly off Cody Ponce, 7th inning)
1-0 loss at home.....	9/13/2022 vs Pit (Kevin Newman RBI-single off Ian Gibaut, 7th inning)
1-0 loss on the road, 9 innings.....	5/15/2022 at Pit (Reds allow no hits, Rodolfo Castro scores on bases-loaded groundout)
1-0 loss on the road, extra innings.....	9/17/2022 at StL (Andrew Knizner scores on error, 11th inning)
Home run in 1-0 win.....	José Iglesias, 5/1/2019 at NYM off Edwin Diaz
Home run in 1-0 loss.....	David Bote, 5/28/2021 at Cubs off Vladimir Gutierrez
Home run in 1-0 loss, HR by opposing pitcher.....	RHP Noah Syndergaard, 5/2/2019 at NYM off Tyler Mahle
2 straight walkoff wins.....	7/8 & 7/9, 2022 vs TB (2-1 in 10 innings, 4-3 in 10 innings)
2 straight walkoff wins, both in extra innings.....	7/8 & 7/9, 2022 vs TB (2-1 in 10 innings, 4-3 in 10 innings)
2 straight walkoff losses.....	8/31g2 & 9/1g1, 2019 at StL (3-2, 4-3)
3 straight walkoff losses.....	7/8-7/10, 2010 at Phi (4-3 in 12 innings, 9-7 in 10, 1-0 in 11)
3 straight extra-inning losses.....	7/8-7/10, 2010 at Phi (4-3 in 12 innings, 9-7 in 10, 1-0 in 11)
Walkoff win on Opening Day.....	3/31/2011 vs Mil, 7-6 win (Ramon Hernandez 3-run walkoff HR off John Axford)
Walkoff home run on Opening Day.....	3/31/2011 vs Mil, 7-6 win (Ramon Hernandez 3-run walkoff HR off John Axford)
Gave up a 9-run lead in a win.....	8/25/2010 at SF (led 10-1, won 12-11)
Gave up a 9-run lead in a loss.....	4/28/2004 at Mil (led 9-0, lost 10-9)
Doubleheader sweep at home, scheduled 7 innings.....	9/14/2020 vs Pit, 3-1 and 9-4 wins (traditional DH)
Doubleheader sweep at home, scheduled 9 innings.....	7/8/2014 vs Cubs, 4-2 and 6-5 wins
Doubleheader sweep on the road, scheduled 7 innings.....	8/27/2020 at Mil, 6-1 and 6-0 wins (traditional DH)
Doubleheader sweep on the road, scheduled 9 innings.....	6/5/1999 at KC, 9-4 and 7-4 win in 10 innings (day/night DH)
Doubleheader sweep by an opponent, at home.....	9/13/2022 vs Pit, 6-1 and 1-0 losses (day/night DH)
Doubleheader sweep by an opponent, on the road.....	9/17/2022 at StL, 5-1 and 1-0 losses (day/night DH)
Doubleheader shutouts.....	8/16/1961 at LA (Bob Purkey, 6-0 & Jim O'Toole, 8-0)
Traditional doubleheader.....	6 in 2020, Last: 9/4/2022 vs Col, 8-4 loss and 10-0 win
Day/Night doubleheader.....	9/17/2022 at StL, 5-1 and 1-0 losses
Scheduled doubleheader.....	9/17/87 at LAD (Dodger Stadium)
Scheduled doubleheader, post-lockout.....	2 in 2022, 5/7 vs Pit & 9/13 vs Pit
4-game sweep at home.....	2 in 2021, 8/5-8/8 vs Pit (7-4, 10-0, 11-3, 3-2) & 8/19-8/22 vs Mia (6-1, 5-3, 7-4, 3-1)
4-game sweep on the road.....	6/3-6/6, 2021 at StL (4-2, 6-4, 5-2, 8-7)
4-game sweep by an opponent, at home.....	9/12-9/14, 2022 vs Pit (3-6, 1-6, 0-1, 4-10)
4-game sweep by an opponent, on the road.....	2 in 2022, 4/14-4/14 at LAD (3-9, 1-3, 2-5, 1-9) & 8/22-8/25 at Phi (1-4, 6-7, 5-7, 0-4)
Shutout win in extra innings at home.....	5/5/21 vs WSox, 1-0 win in 10 innings
Shutout win in extra innings on the road.....	8/30/1989 at StL, 2-0 win in 13 innings
Shutout loss in extra innings, at home.....	5/30/2010 vs Hou, 2-0 loss in 10 innings (6/29/1991 vs Mil, 1-0 loss in 11 innings)
Shutout loss in extra innings, on the road.....	9/17/2022 (G2) at StL, 1-0 loss in 11 innings
Shutouts in first 2 games of the year.....	4/9 & 4/11, 1980 (Frank Pastore, CG, 9-0 win vs Atl & Mike LaCoss, CG, 6-0 win vs Atl)
2 straight shutout wins.....	5/5 vs WSox (1-0 in 10 innings) & 5/7 at Cle (3-0), 2021
2 straight shutout wins at home.....	7/3 & 7/4, 2019 vs Mil (3-0, 1-0)
2 straight shutout wins on the road.....	5/9 at Oak (3-0) & 5/10 at SF (7-0), 2019
3 straight shutout wins.....	6/21-6/23, 1963 vs Hou (3-0, 3-0, 4-0)
2 straight shutout losses.....	8/5-8/6, 2020 (0-2 at Cle, 0-13 at Cle)
3 straight shutout losses.....	4/3-4/5, 2019 (0-1 vs Mil, 0-2 at Pit, 0-2 at Pit)
28-hit game (club record).....	5/13/1902 vs Phi & 5/19/1999 at Col
25- or 26-hit game.....	26 hits, 8/3/1989 vs Hou
23- or 24-hit game.....	24 hits, 7/13/2019 at Col
21- or 22-hit game.....	22 hits, 9/26/2016 at StL
20-hit game.....	20 hits, 5/26/2022 vs Cubs
All 9 starting players with a hit.....	7/25/22 vs Mia (11-2 win)

8 or 9 doubles in a game	9 (2x, club record), 5/19/1999 at Col & 4/16/2016 at StL
3, 4 or 5 triples in a game	5, 7/13/19 at Col (Nick Senzel 2, Phillip Ervin, José Peraza, Eugenio Suárez, tied club record, 8th time)
2 triples in an inning	José Peraza & Nick Senzel, 7/13/19 at Col (3rd inning)
Back-to-back triples	Barry Larkin & Dmitri Young, 6/29/2000 vs StL (3rd inning)
7 homers in a game, opponent (club record, 8 times)	Last: 6/1/2021 vs Phi (9 innings) & 7/19/2021 vs NYM (11 innings)
3 homers, all in extra innings	6/21/2010 at Oak (Ramon Hernandez, Joey Votto, Scott Rolen)
2 grand slams in a game	4/21/2015 at Mil (Jay Bruce, Todd Frazier), tying club record (4th time)
3 homers in an inning	3 times in 2022, 7/10 vs TB, Jonathan India, Tyler Stephenson, Mike Moustakas (1st inning) 7/13 at NYY, Kyle Farmer, Mike Moustakas, Stuart Fairchild (2nd inning) 8/29 vs StL, TJ Friedl, Stuart Fairchild and Chuckie Robinson (back-to-back-to back, 5th inning)
4 homers in an inning	7/14/2010 at Cubs, Brandon Phillips, Jonny Gomes, Corky Miller, Drew Stubbs (7th inning)
3 HR in an inning, opponent	5/7/g2/2022 vs Pit, Bryan Reynolds, Yoshi Tsutsugo, Diego Castillo off Moreta & Diehl 2 (1st inning)
3 consecutive homers	7/13/2022 vs NYY, Kyle Farmer, Mike Moustakas, Stuart Fairchild off Luis Severino (2nd inning)
3 consecutive homers, opponent	Tim Anderson, Yasmani Grandal & José Abreu, 9/19/2020 vs CWS off Robert Stephenson (8th inning)
20 HR, 3-game series, both teams (club record)	9/3-9/5, 1999 at Phi (Cin 15, Phi 5)
2 pinch-hit homers in 1 game	9/19/2021 vs LAD, TJ Friedl (1st career, 6th inning) & Joey Votto (2nd career, 9th inning)
10-run or more inning	10, 7/29/2019 vs Pit (2nd inning)
10-run or more inning, opponent	10, 8/6/2020 at Cle (7th inning)
10 runs scored, 3 consecutive games	5/13-5/15, 1998 vs Fla (10-4, 11-8) & vs Cubs (11-3)
10 runs allowed, 3 consecutive games	8/23-8/25, 2010 at SF (2-11, 5-16, 11-12 in 12 innings)
Triple play	31 times, most recently on 4/17/2021 vs Cle (Josh Naylor, L-3-3-5; 1B Joey Votto, 3B Max Schrock)
Triple play by opponent	7/29/2020 vs Cubs, (Shogo Akiyama lineout, 5-5-3)
Turn 6 GDP in a game	6/20/1925 vs NYG & 5/1/1955 at NYG (16 innings)
Turn 5 GDP in a game	8/21/2021 vs Mia
10 stolen bases in a game	5/29/1913 at StL (club record)
9 stolen bases in a game	5/30/1976 vs LA
7 stolen bases in a game	5/18/1997 vs SD
6 stolen bases in a game	6/29/2015 vs Min
5 stolen bases in an inning	4/19/2016 vs Col, Jay Bruce 2, Tyler Holt, Billy Hamilton, Joey Votto (2nd inning)
4 stolen bases in an inning	4/10/2017 at Pit, Billy Hamilton & José Peraza, Adam Duvall, Eugenio Suárez (2nd inning)
Combined 1-hitter, Reds pitchers (9 innings)	9/14/2019 at Ari (Anthony DeSclafani 8.0, Joel Kuhnel 1.0, Nick Ahmed double, 1-0 loss)
Combined 1-hitter, Reds pitchers (fewer than 9 innings)	8/27/2020 at Mil (6-0 win in 7 innings, Luis Urias single) Wade Miley 4.0, Lucas Sims 2.0, Raisel Iglesias 1.0
Combined 1-hitter, opponent	9/13/2022 vs Pit (1-0 loss, Stuart Fairchild double) Luis Ortiz 5.2, Chase De Jong 1.1, Yohan Ramirez 1.0, Duane Underwood Jr. 1.0
Loss When Allowing 1 Hit	9/14/2019 at Ari (Anthony DeSclafani 8.0, Joel Kuhnel 1.0, Nick Ahmed double, 1-0 loss)
4 straight CG	6/3/1981 at SF (Frank Pastore, 6-2 win), 6/5/1981 vs Mtl (Mario Soto, 6-3 win), 6/6/1981 vs Mtl (Tom Seaver, 9-3 win), 6/7/1981 vs Mtl (Bruce Berenyi, 2-0 win)
3 straight CG	7/29/1984 at LA (Mario Soto, 1-0 loss), 7/31/1984 vs SF (Jay Tibbs, 3-0 win), 8/1/1984 vs SF (Joe Price, 6-3 win)
2 straight CG	7/1/2013 vs SF (Bronson Arroyo, 8-1 win, 6 inn) & 7/2/2013 vs SF (Homer Bailey, 3-0, no-hitter)
2 straight CG shutouts	5/11/2010 at Pit (Johnny Cueto, 9-0 win, 1-hitter) & 5/12/2010 at Pit (Homer Bailey, 5-0 win, 4-hitter)
3 straight CG shutouts (only twice in team history)	6/18-6/20, 1908 at Phi (Bob Ewing, Billy Campbell, Andy Coakley 6/21-6/23, 1963 vs Hou (Jim Maloney, John Tsitouris, Bob Purkey)
2 straight CG, opponent	9/7/2003 at StL (Matt Morris, 9-0 loss) & 9/8/03 vs Pit (Josh Fogg, 9-1 loss)
3 blown saves in a game	5/25/2008 at SD (David Weathers, Francisco Cordero, Bill Bray)
6 errors in a game	9/23/2006 vs Cubs (Ray Olmedo 2, Dewayne Wise, Edwin Encarnacion, Javier Valentin, Brandon Phillips)
5 errors in a game	8/24/2008 at Col (Jay Bruce 2, Brandon Phillips, Joey Votto, Edwin Encarnacion)
4 run-scoring walks in a game, Reds pitchers	7/17/2016 at Cle (Steve Delabar 4, all in the 5th inning)
Most walks issued in a 4-game series	30 walks, 5/18-5/20, 2018 vs Cubs (club record)

Individual

Hit for the cycle.....	Eric Davis, 6/2/1989 vs SD
Hit for the cycle, opponent.....	Mil's Christian Yelich (3x), 8/29/18 at GABP, 9/17/18 at Miller Park, 5/11/22 at GABP
Inside-the-park home run	Jay Bruce, 6/15/2012 at NYM (Dillon Gee)
	(Ramon Santiago, 7/6/2014 vs Mil, after review was overturned as a putout by the RF because of fan interference)
Inside-the-park home run, opponent	Tommy La Stella, 6/25/2019 at LAA (Tyler Mahle)
Switch-hit homers in a game	Javier Valentin, 7/17/2005 vs Col (Jamey Wright & Brian Fuentes)
Switch-hit homers in a game, opponent	Ben Zobrist, 4/13/2014 vs TB (off Tony Cingrani & Nick Christiani)
Pinch-hit grand slam homer.....	Matt Davidson, 8/21/2020 at StL off Tyler Webb
Pinch-hit grand slam homer (pitcher)	Michael Lorenzen, 6/30/2018 vs Mil off Jacob Barnes
Pinch-hit grand slam homer, opponent.....	Colin Moran, 8/24/19 at Pit off Lucas Sims
Pinch-hit appearance by a pitcher	Wade Miley, 7/17/2021 vs Mil, grounded out off Jandel Gustave in 11th inning
Pinch hit by a pitcher	Michael Lorenzen, 9/8/2019 vs Ari, walk-off RBI-double off T.J. McFarland
Pinch-hit appearance by a pitcher, opponent	Wil Crowe, 9/16/2021 at Pit, was struck out by Tyler Mahle
Pinch hit by a pitcher, opponent.....	Joe Musgrove, 6/19/2021 at SD, bunt single off Vladimir Gutierrez
Pinch-hit walk by a pitcher.....	Michael Lorenzen, 4/9/2019 vs Mia off Wei-Yin Chen
Pinch-hit walk by a pitcher, opponent.....	Jacob deGrom, 9/9/2017 at NYM off Homer Bailey
Homer in 1st ML game	Spencer Steer, 9/2/2022 vs Col off Kyle Freeland
Homer in 1st ML plate appearance	Tyler Stephenson, 7/27/2020 vs Cubs off Duane Underwood Jr.
Homer in 1st ML plate appearance, pinch hitter.....	Ted Tappe, 9/14/1950 at Brooklyn
Homer in 1st Reds plate appearance.....	Stuart Fairchild, 7/13/2022 at NYY off Luis Severino
Homer as 1st ML hit	Spencer Steer, 9/2/2022 vs Col off Kyle Freeland
Pinch-hit homer as 1st ML hit.....	TJ Friedl, 9/19/2021 vs LAD off Tony Gonsolin
2 homers in an inning	Aaron Boone, 8/9/2002 vs SD off Brett Tomko (1st inning)
3 homers in a game, opponent.....	Kolten Wong, 9/22/2022 vs Mil off Hunter Greene, Dauri Moreta and Joel Kuhnel
4 homers in a game, opponent.....	Mark Whiten, 9/7/1993/g2 vs StL (4hr, 12rbi)
16 total bases, opponent.....	Kris Bryant, 6/27/2016 vs Cubs (2 2B, 3 HR)
Home run by a pitcher, Starter	Tanner Roark, 6/1/2019 vs Wsh off Erick Fedde
Home run by a pitcher, Reliever.....	Michael Lorenzen, 9/4/2019 vs Phi off Blake Parker
Home run by a pitcher, opponent.....	Noah Syndergaard, 5/2/2019 at NYM off Tyler Mahle
Pinch-hit home run by a pitcher.....	Michael Lorenzen, twice in 2018, 6/30 vs Mil off Jacob Barnes (grand slam) & 6/24 vs Cubs off Mike Montgomery
4 homers in a season, pitcher as primary position	Michael Lorenzen, 2018 (2 as a pitcher, 2 as a pinch hitter)
3 homers in a season, pitcher	Micah Owings, 2009
Grand Slam	4 in 2022, Aristides Aquino last on 9/4 vs Col off Chad Smith
Grand slam by a Reds pitcher	Twice in 2018, Michael Lorenzen, 6/30/2018 vs Mil off Jacob Barnes (pinch-hit) & Anthony DeSclafani, 6/23/2018 vs Cubs off Brian Duensing
Grand slam, opponent.....	4 in 2022, Patrick Wisdom last on 6/30 at ChC off Graham Ashcraft
Grand slam by an opposing pitcher.....	Chris Carpenter, 10/1/2009 vs StL off Kip Wells
Leadoff home run	5 times in 2022, India 2, Fraley, Friedl, Naquin, Friedl last on 9/9 at Mil off Jason Alexander
Leadoff home run, consecutive appearances.....	Tyler Naquin, 4/6/21 vs Pit off Trevor Cahill & 4/7/21 vs Pit off Chad Kuhl
Leadoff home run, 1st pitch.....	Tyler Naquin on 4/30/2022 at Col Pit off Chad Kuhl
Leadoff home run, opponent	3 times in 2022, Ben Gamel last on 5/13 at Pit off Tyler Mahle
Leadoff home runs by Reds & opponent, same game	8/29/2020/g2 vs Chi, Chi's Ian Happ off Tejay Antone & Joey Votto off Alec Mills
Consecutive homers to lead off 1st	Nick Senzel & Joey Votto, 6/12/2019 at Cle off Zach Plesac
Consecutive homers to lead off 1st, opponent	Luis Urias & Christian Yelich, 5/5/2022 at Mil off Hunter Greene
3 consecutive homers to lead off 1st, opponent	Rickie Weeks, J.J. Hardy & Ryan Braun, 9/9/2007 vs Mil off Phil Dumatrait
2 consecutive homers to lead off season, opponent	Rickie Weeks & Carlos Gomez, 3/31/2011 vs Mil off Edinson Volquez

Game-ending homer.....	Nick Castellanos, 9/25/2021 vs Wsh off Patrick Murphy (9th inning)
Game-ending homer, rookie.....	Tyler Stephenson, 9/14/21/g1 vs Pit off Sam Howard (7th inning)
Game-ending homer, opponent.....	Tommy Edman, 6/11/2022 at StL off Joel Kuhnel (9th inning)
Game-ending homer on Opening Day.....	Ramon Hernandez, 2011 vs Mil off John Axford
Game-ending pinch-hit homer.....	Rookie Tyler Stephenson, 9/14/2020/g1 vs Pit off Sam Howard
Game-ending pinch-hit homer, opponent.....	Ike Davis, 4/5/2014 at NYM off J.J. Hoover (grand slam)
Game-ending grand slam.....	Todd Frazier, 6/17/2015 vs Det off Joakim Soria
Game-ending grand slam, opponent.....	Pinch hitter Ike Davis, 4/5/2014 at NYM off J.J. Hoover
Game-ending pinch-hit grand slam.....	Don Pavletich, 6/11/1967 vs Hou off Dan Schneider
Game-ending pinch-hit grand slam, opponent.....	Ike Davis, 4/5/2014 at NYM off J.J. Hoover
Game-ending hit, Reds pitcher.....	Randy Keisler, 5/24/2005 vs Wsh, singled off Luis Ayala, 4-3 win in 14 innings
Game-ending hit by a Reds pitcher as a pinch hitter.....	Michael Lorenzen, 9/8/2019 vs Ari, walk-off RBI-double off T.J. McFarland
Homer in 5, 6 or 7 consecutive games.....	Club record 7 games, Joey Votto, 7/24-7/30, 2021 (9hr)
Homer in 3 or 4 consecutive games.....	4 games, Nick Castellanos, 9/24-9/27, 2021 (4hr)
Multiple homers in each of 2 consecutive games.....	Joey Votto, 7/27 & 7/28, 2021 at Cubs (4hr)
5 homers in 2 games.....	Barry Larkin, 6/27/1991 vs SD (2hr) & 6/28/1991 vs Hou (3hr)
7 homers in 5 games (tied club record, Johnny Bench 1972, Jay Bruce 2010).....	Joey Votto, 7/24-7/28 & 7/25-7/29 & 7/26-7/30, 2021
8 homers in 6 games (club record).....	Joey Votto, 7/24-7/29 & 7/25-7/30, 2021
9 homers in 7 games (club record).....	Joey Votto, 7/24-7/30, 2021 (9hr)
5 homers in a 3-game series.....	Jesse Winker, 5/21-5/23, 2021 vs Mil
6 homers in a 4-game series (tied club record, Johnny Bench 1970).....	Joey Votto, 7/26-7/29 at Cubs
Homer in 3 straight plate appearances.....	Colin Moran, 5/8 vs Pit (2) and 5/9 vs Mil (1), 2022
Homer in 4 straight plate appearances (club record).....	Scouter Gennett, 6/6/2017 vs StL
3 hits in ML debut.....	Jay Bruce, 5/27/2008 vs Pit
Hit in 1st ML plate appearance, pitcher.....	R.J. Alaniz, 9/28/2019 at Pit (RBI-single off Alex McRae)
Hit in 1st ML plate appearance, player.....	Alejo Lopez, 6/28/21 vs Phi (single on first pitch from Bailey Falter)
Hits in 10 consecutive at bats.....	Woody Williams, 9/5-9/6, 1943 & Bip Roberts, 9/19-9/23, 1992 (club record)
Hits in 8 or 9 consecutive at bats.....	9 at bats, Dmitri Young, 6/27-6/29, 2001
Hits in 7 consecutive at bats.....	Scouter Gennett, 5/26-5/27, 2018 (7 consecutive plate apps)
8 consecutive hits, all home runs.....	Joey Votto, 7/24-7/29, 2021
Reach base safely in 6 plate apps, game.....	Nick Senzel, 5/26/2022 vs Cubs (4 singles, 2 walks)
Reach base safely in 6 consecutive plate apps, pinch hitter.....	Fred Lewis, 6/13-7/2, 2011
Reach base safely in 5 consecutive plate apps, pinch hitter.....	Jesse Winker, 4/16-5/4, 2018 (BB, RBI-1B, 2B, 1B, 1B)
Hits in 4 consecutive plate apps, pinch hitter.....	Phillip Ervin, 7/15-7/27, 2019 (1B, HR, 3B, 1B)
Hits in 5 consecutive plate apps, pinch hitter.....	Rick Auerbach, 8/14-9/13, 1978
2 hits in an inning, player.....	3 times in 2021, Jonathan India on 5/13 at Col, Kyle Farmer on 8/5 vs Pit, Joey Votto on 8/16 vs Cubs (7th)
2 hits in an inning, pitcher.....	Mark Portugal, 6/29/1996 vs Cubs
2 hits in an inning, at least 3 batters.....	7 batters (Major League record), 8/3/89 vs Hou (1st inning, 14 runs)
2 hits in an inning, 2 batters.....	Joey Votto & Scouter Gennett, 4/27/2018 at Min (5th inning)
1 single & 1 homer in an inning.....	Jonathan India, 5/13/21 at Col (8th inning, single, 3-run HR)
1 double & 1 homer in an inning.....	Eugenio Suárez, 8/24/2015 vs Det (6th inning)
1 triple & 1 homer in an inning.....	Brandon Phillips, 8/24/2015 vs Det (6th inning)
6 hits in a game.....	Phillip Ervin, 6 hits on 7/13/2019 at Col (1B, 3B, 2B, 1B, 1B, 1B)
6 hits in a game, opponent.....	Christian Yelich, 8/29/2018 vs Mil
5 hits in a game.....	3 times in 2021, Nick Castellanos on 5/2 vs Cubs, Tyler Naquin on 7/19 vs NYM, Max Schrock on 8/1 at NYM
5 hits in a game, rookie.....	Steve Selsky, 9/26/2016 at StL
Multi-hit game by a pitcher.....	5 times in 2019, Last: Luis Castillo (2 hits), 8/27 at Mia
3 hits in a game by a pitcher.....	Mike Leake, 7/24/2013 at SF
4 hits in a game by a pitcher.....	Bobby Livingston, 7/16/2007 at Atl
5 hits in a game by a pitcher.....	Pete Donohue, 5/22/1925 at Phi
4 doubles in a game (ties club record).....	Kyle Farmer, 4/27/2022 vs SD
3 doubles in a game.....	Aristides Aquino on 9/9/2022 at Mil
2 doubles in an inning.....	Jay Bruce, 5/11/2013 vs Mil (3rd Inning)
2 triples in a game.....	Nick Senzel, 7/13/2019 at Col
2 triples in a game, opponent.....	Hernán Pérez, 4/25/2017 at Mil
Pinch-hit triple.....	Twice in 2021, Tyler Naquin, 9/4 vs Det & Max Schrock, 9/23 vs Wsh
Triple by a pitcher.....	Sonny Gray, 6/16/2019 vs Tex (off Ariel Jurado)

5 runs in a game..... Sean Casey & Jeffrey Hammonds, 5/19/1999 at Col
4 runs in a game..... Jake Fraley on 8/21/2022 at Pit
2 runs in an inning..... Jonathan India, 5/13/2021 at Col (8th inning, single, 3-run HR)

RBI in 8 consecutive games Joey Votto, 7/23-7/30, 2021 (17rbi)
8, 9 or 10 RBI in a game..... 10 (club record), Walker Cooper, 7/6/1949 vs Cubs & Scooter Gennett, 6/6/2017 vs StL
7 RBI in a game..... Twice in 2021, Tyler Naquin on 4/6 vs Pit & Nick Castellanos on 6/28 vs Phi
6 RBI in a game..... Colin Moran, 5/8/2022 vs Pit
5 RBI in a game..... Kyle Farmer, 5/26/2022 vs Cubs
5 RBI in a game, pitcher..... Paul Derringer, 8/20/1937 vs Cubs
5 RBI in a game, pitchers..... 8/19/2016 vs LAD, Tim Adleman 2 & Michael Lorenzen 3
4 RBI in a game, pitcher..... Twice in 2018, Starter Anthony DeSclafani, 6/23/2018 vs Cubs (grand slam off Brian Duensing)
& pinch hitter Michael Lorenzen, 6/30/2018 vs Mil (grand slam off Jacob Barnes)
3 RBI in a game, pitcher..... Reliever Michael Lorenzen, 8/29/2018 vs Mil (3-run HR off Taylor Williams)

Straight steal of home..... Brandon Phillips, 7/10/2009 at NYM (Fernando Nieve pitching)
Straight steal of home, opponent..... Wil Myers, 7/31/2016 at SD (Homer Bailey pitching)
Steal of home on a double steal..... Adam Dunn, 9/10/2004 vs Mil (Austin Kearns to second base)
Steal of home on a double steal, opponent..... Starling Marte, 4/11/2017 at Pit (Gregory Polanco to second base, Rookie Davis pitching)
Stolen base, pitcher..... Tony Cingrani, 9/5/2013 vs StL
Stolen base, pitcher as a pinch runner..... Michael Lorenzen, 5/2/2019 at NYM
Stolen base, opposing pitcher..... John Lackey, 8/16/2017 at Cubs (Homer Bailey pitching)
Caught stealing, pitcher..... Steve Parris, 6/5/2000 vs WSox

5 walks in a game..... 5, Joey Votto, 8/27/2017 vs Pit (tied club record)
4 walks in a game..... Twice in 2018, Joey Votto twice, 6/10 vs StL & 4/21 at StL
4 strikeouts in an inning, Reds batters..... 9/17/2011 vs Mil vs Yovani Gallardo (Mesoraco, Volquez, Phillips, Renteria)
Strikeouts in 9 consecutive plate appearances, opponent vs Reds batters..... Tyler Alexander, 8/2/20 at Det (club record)
10 consecutive outs recorded by strikeout, opponent vs Reds batters..... Tyler Alexander, 8/2/20 at Det

1-hitter, complete game, 9 innings..... RHP Luis Castillo, 9/11/2020 at StL (3-1 win) & LHP Travis Wood, 7/10/2010 at Phi (0-1 loss)
1-hitter, complete game, fewer than 9 innings..... RHP Hunter Greene, 6/6/2022 vs Ari (7-0 win, 7 innings shortened by rain)
1-hitter, CG, opponent.....RHP Jameson Taillon, 4/8/2018 at Pit (Mahle 1B) & LHP Madison Bumgarner, 6/28/2012 at SF (Hanigan 1B)
1-hitter, complete game, opponent, Reds pitcher with the only hit..... Tyler Mahle single off Jameson Taillon CG, 4/8/2018 at Pit
2-hitter, complete game, fewer than 9 innings..... RHP Trevor Bauer, 8/2/20 at Det (4-0 win, 7 innings)
2-hitter, complete game..... RHP Johnny Cueto, 7/7/2015 at Wsh (5-0 win)
Last Reds pitcher to lose a no-hitter after the 6th inning..... RHP Tyler Mahle, 5/29/2022 vs SF, Thairo Estrada double with 2 outs in 7th

1st win & 1st hit, Major League debut.....RHP Larry Luebbers, 7/3/1993 vs Pit (single, 5-3 win)
1st win & 1st hit, same game..... RHP Tony Santillan, 6/24/2021 vs Atl (double off Jesse Chavez, 5-3 win)
Win in Major League debut, starter..... RHP Hunter Greene, 4/10/2022 at Atl (6-3) & LHP Reiver Sanmartin, 9/27/2021 vs Pit (13-1)
Win in Major League debut, reliever.....RHP Carlos Fisher, 5/24/2009 vs Cle (4-3 win)
Win in 1st Major League start.....RHP Hunter Greene, 4/10/2022 vs Atl (6-3) & LHP Reiver Sanmartin, 9/27/2021 vs Pit (13-1)
Wins in first 2 Major League starts..... RHP Robert Stephenson, 4/7 & 4/19, 2016 & LHP Reiver Sanmartin, 9/27 & 10/3, 2021
Win in first 3 Major League starts.....RHP Wayne Simpson, 4/9-4/19, 1970

6 consecutive strikeouts..... RHP Anthony DeSclafani, 6/23/2019 at Mil
6 strikeouts to begin a game (club record)..... RHP Anthony DeSclafani, 6/23/2019 at Mil & RHP Robert Stephenson, 8/25/17 vs Pit

Three Strikeouts On Nine Pitched Balls, Inning (Immaculate Inning)..... Kevin Gausman, 8/18/2019 vs St. Louis (9th inning)
Three Strikeouts On Nine Pitched Balls, Inning, Opponent (Immaculate Inning)..... Ryan Helsley, 9/16/22 at St. Louis (9th inning)

Shutout in 1st Major League start.....LHP Charlie Leibrandt, 4/13/1980 vs Atl (5-0 win)
Shutout by a rookie.....RHP Kevin Jarvis, 5/10/1995 at Fla (2-0 win, 2-hitter)
Shutout by a rookie, fewer than 9ip..... RHP Hunter Greene, 6/6/2022 vs Ari (7-0 win, 7 innings)
Complete game by a rookie..... RHP Hunter Greene, 6/6/2022 vs Ari (7-0 win, 7 innings)
Complete game by a rookie, 9 innings..... RHP Rob Bell, 9/13/2000 vs Chi (13-3 win) & LHP Lance Davis, 7/16/2001 vs Det (9-1 win)
Complete game in 1st Major League start..... RHP Jeff Russell, 8/13/1983 vs SD (3-1 win)
Complete game, shortened by rain..... RHP Hunter Greene, 6/6/2022 vs Ari (7-0 win, 7 innings)
Complete game, fewer than 8.0 innings..... RHP Hunter Greene, 6/6/2022 vs Ari (7-0 win, 7 innings)
Complete game, fewer than 8.0 innings, scheduled..... RHP Trevor Bauer, 8/19/2020/g2 at KC (5-0 win, 7 innings)
Complete game shutout, 7.0 innings or fewer..... RHP Hunter Greene, 6/6/2022 vs Ari (7-0 win, 7 innings)
Complete game shutout, 7.0 innings or fewer, scheduled.....RHP Trevor Bauer, 8/19/2020/g2 at KC (5-0 win, 7 innings)

5 homers allowed in a game, RHP (club record).....	Hunter Greene, 5/5/2022 at Mil
5 homers allowed in a game, LHP (club record).....	Brandon Claussen, 7/18/2005 vs Cubs
4 homers allowed in a game, RHP.....	Matt Harvey, 7/22/2018 vs Pit
4 homers allowed in a game, LHP.....	Amir Garrett, 5/23/2017 vs Cle
4 homers allowed in an inning, RHP.....	Scott Feldman, 8/17/2017 at Cubs (4th inning)
4 homers allowed in an inning, LHP.....	Brandon Claussen, 4/22/2006 at Mil (4th inning)
3 homers allowed in an inning, RHP.....	Robert Stephenson, 9/19/2020 vs CWS (8th inning)
3 homers allowed in an inning, LHP.....	Brandon Finnegan, 7/5/2016 at Cubs (3rd inning)
2 straight complete games.....	RHP Johnny Cueto, 4/16/2014 vs Pit (4-0 win) & 4/22/2014 at Pit (4-1 win)
3 straight complete games.....	RHP Jose Rijo, 9/17-9/26, 1990
5 straight complete games.....	LHP Tom Browning, 8/3-8/22, 1989
6 straight complete games.....	RHP Tom Seaver, 8/6-8/31, 1977
2 straight complete-game shutouts.....	RHP Tom Seaver, 9/20/1977 at SD (4-0 win) & 9/25/1977 at Atl (4-0 win)
Complete game, both pitchers.....	Cin's Brandon Finnegan & LA's Clayton Kershaw, 1-0 Reds loss on 5/23/2016 at LAD
Position player to pitch.....	6 times in 2022, Alejo Lopez 3, Matt Reynolds 2, Max Schrock; Lopez last on 9/24 vs Mil (10-2 loss)
Position player to pitch, opponent.....	Willians Astudillo, 7/25/22 vs Mia (11-2 Reds win)
Position player to catch.....	Harry Spilman, 1g (2ip) in 1980
Pitcher to play another position.....	Michael Lorenzen, played CF, 9/27/2020 at Min (10th inning, 5-3 win)
Pitcher to play another position, opponent.....	Travis Wood, Pedro Strop & Spencer Patton, all in LF, all on 6/28/2016 vs Cubs (15 innings)
Pitcher to appear in both games of a doubleheader.....	RHP Matt Bowman, 5/27/2019 vs Pit (0.1ip, 1.0ip)
Pitcher to appear in games on 4 consecutive days.....	RHP Ryan Hendrix, 7/16-7/19, 2021 & LHP Aroldis Chapman, 7/8-7/11, 2014
Pitcher to start and then pitch in relief on consecutive calendar days.....	Twice in 2022, RHP Dauri Moreta, 5/7/g2 & 5/8 vs Pit RHP Fernando Cruz, 9/16 & 9/17/g2 vs StL
3 errors in a game.....	3B Jack Hannahan 8/10/2013 vs SD
3 errors in a game, pitcher.....	RHP Ramon Ortiz, 8/7/2005 vs Fla
4 errors in a game.....	SS Pokey Reese, Opening Day 1998 vs SD
3 errors in an inning.....	SS Pokey Reese, Opening Day 1998 vs SD (3rd inning)
3 passed balls in a game.....	Jason LaRue, 8/14/2002 vs Ari
3 or 4 wild pitches in a game.....	4, RHP Sonny Gray, 5/12/21 at Pit
2 balks in a game.....	RHP Johnny Cueto, 4/22/2015 at Mil & LHP Chris Hammond, 8/18/1990 vs Pit
3 batters hit by a pitch, inning.....	Drew Storen, 5/8/2017 vs NYY (7th inning)
Walkoff win, walk.....	5/19/2018/g1 vs Cubs, Justin Wilson walked Billy Hamilton to score Scott Schebler (5-4 win, 11 innings)
Walkoff loss, walk.....	7/8/2018 at Cubs, Jackson Stephens walked David Bote to score Willson Contreras (6-5 loss, 10 innings)
Walkoff win, passed ball.....	7/17/2016 vs Mil, Billy Hamilton scored on a Jonathan Lucroy passed ball (1-0 win)
Walkoff win, hit by pitch.....	9/17/1941 vs Phi, Billy Werber was hit by an Ike Pearson pitch (3-2 win)
Walkoff win, wild pitch.....	6/29/1977 vs SF, Ken Griffey Sr. scored on a John Curtis wild pitch (5-4 win, 11 innings)
Walkoff loss, wild pitch.....	7/13/2022 at NYY, consecutive wild pitches by Alexis Diaz scored DJ LeMahieu (7-6 loss, 10 innings)
Walkoff win, balk (only 2 in Reds history).....	7/8/2022 vs TB, balk by Matt Wisler scored Mark Kolozsvary (2-1 win, 10 innings) 4/28/1965 vs Cubs, balk by Ernie Broglio scored Tommy Harper (3-2 win, 14 innings)



POSTSEASON

The Reds most recently participated in the playoffs following a 2020 season shortened to 60 games by a global pandemic fueled by the COVID-19 virus, earning 1 of 8 National League playoff spots for their first Postseason berth since 2013. From 2010–2013, the Reds appeared in the Postseason in 3 of 4 seasons, including NL Central Division championships in 2010 and 2012 and a berth in the 2013 Wild Card Game. In club history, that Postseason stretch is matched only by the teams that made 6 playoffs during the Big Red Machine era (1970, '72, '73, '75, '76, '79).



REDS POSTSEASON HISTORY

16 POSTSEASON APPEARANCES

1919 * 1939 * 1940 * 1961 * 1970 * 1972 * 1973
1975 * 1976 * 1979 * 1990 * 1995 * 2010 * 2012 * 2013 * 2020

5 WORLD SERIES TITLES

1919 * 1940 * 1975 * 1976 * 1990

9 NATIONAL LEAGUE PENNANTS

1919 * 1939 * 1940 * 1961 * 1970 * 1972 * 1975 * 1976 * 1990

10 DIVISION TITLES

1970 * 1972 * 1973 * 1975 * 1976 * 1979 * 1990 * 1995 * 2010 * 2012

In 1994, the Reds moved from the National League West to the NL Central.

Reds Postseason Record by Opponent

Franchise	NLWC	NLDS	NLCS	WS	Total
Arizona	--	--	--	--	--
Atlanta	0-2 (0-1)	--	0-4 (0-1)	--	0-6 (0-2)
Baltimore	--	--	--	1-4 (0-1)	1-4 (0-1)
Boston	--	--	--	4-3 (1-0)	4-3 (1-0)
Chicago (AL)	--	--	--	5-3 (1-0)	5-3 (1-0)
Chicago (NL)	--	--	--	--	--
Cleveland	--	--	--	--	--
Colorado	--	--	--	--	--
Detroit	--	--	--	4-3 (1-0)	4-3 (1-0)
Houston	--	--	--	--	--
Kansas City	--	--	--	--	--
Los Angeles (AL)	--	--	--	--	--
Los Angeles (NL)	--	3-0 (1-0)	--	--	3-0 (1-0)
Miami	--	--	--	--	--
Milwaukee	--	--	--	--	--
Minnesota	--	--	--	--	--
New York (NL)	--	--	2-3 (0-1)	--	2-3 (0-1)
New York (AL)	--	--	--	5-8 (1-2)	5-8 (1-2)
Oakland	--	--	--	7-4 (1-1)	7-4 (1-1)
Philadelphia	--	0-3 (0-1)	3-0 (1-0)	--	3-3 (1-1)
Pittsburgh	0-1 (0-1)	--	13-7 (4-1)	--	13-8 (4-2)
St. Louis	--	--	--	--	--
San Diego	--	--	--	--	--
San Francisco	--	2-3 (0-1)	--	--	2-3 (0-1)
Seattle	--	--	--	--	--
Tampa Bay	--	--	--	--	--
Texas	--	--	--	--	--
Toronto	--	--	--	--	--
Washington	--	--	--	--	--
Totals	0-3 (0-2)	5-6 (1-2)	18-14 (5-3)	26-25 (5-4)	49-48 (11-11)
Home Record	0-0	3-1	9-7	12-14	24-22
Road Record	0-3	2-5	9-7	14-11	25-26

(Series records in parentheses)

REDS POSTSEASON RESULTS

Year	Series	Opp	Result
1919	WS	Chi	W, 5-3
1939	WS	NYN	L, 4-0
1940	WS	Det	W, 4-3
1961	WS	NYN	L, 4-1
1970	NLCS	Pit	W, 3-0
	WS	Bal	L, 4-1
1972	NLCS	Pit	W, 3-2
	WS	Oak	L, 4-3
1973	NLCS	NYM	L, 3-2
1975	NLCS	Pit	W, 3-0
	WS	Bos	W, 4-3
1976	NLCS	Phi	W, 3-0
	WS	NYN	W, 4-0
1979	NLCS	Pit	L, 3-0
1990	NLCS	Pit	W, 4-2
	WS	Oak	W, 4-0
1995	NLDS	LAD	W, 3-0
	NLCS	Atl	L, 4-0
2010	NLDS	Phi	L, 3-0
2012	NLDS	SF	L, 3-2
2013	NLWC	Pit	L, 1-0
2020	NLWCS	Atl	L, 0-2

REDS POSTSEASON MVPs

Year	Series	Player
1975	WS	Pete Rose
1976	WS	Johnny Bench
1990	NLCS	Rob Dibble
1990	NLCS	Randy Myers
1990	WS	Jose Rijo

CLUBS WITH MULTIPLE WORLD SERIES TITLES

Team	Total
New York Yankees	27
St. Louis Cardinals	11
Boston Red Sox	9
Los Angeles Dodgers	6
Cincinnati Reds	5
New York Giants	5
Philadelphia Athletics	5
Pittsburgh Pirates	5
Detroit Tigers	4
Oakland Athletics	4
Baltimore Orioles	3
Chicago Cubs	3
Chicago White Sox	3
San Francisco Giants	3
Cleveland Indians	2
Florida Marlins	2
Kansas City Royals	2
Minnesota Twins	2
New York Mets	2
Philadelphia Phillies	2
Toronto Blue Jays	2

REDS ALL-TIME POSTSEASON ROSTER

Akiyama, Shogo	2020	Daubert, Jake	1919	Kasko, Eddie	1961	Rijo, Jose	1990
Anthony, Eric	1995	Davis, Eric	1990	King, Hal	1973	Ring, Jimmy	1919
Armbrister, Ed.....	1973, '75, '76	Derringer, Paul	1939, '40	Knight, Ray	1979	Ripple, Jimmy	1940
Armstrong, Jack	1990	Dibble, Rob.....	1990	Kopf, Larry	1919	Robinson, Derrick.....	2013
Amovich, Morrie	1940	Driessen, Dan.....	1973, '75, '76, '79	Kosco, Andy	1973	Robinson, Frank	1961
Aquino, Aristides	2020	Duke, Zach	2013	LaCoss, Mike	1979	Rolen, Scott	2010, '12
Arredondo, Jose	2012	Duncan, Mariano	1990, '95	Larkin, Barry	1990, '95	Rose, Pete.....	1970, '72, '73, '75, '76
Arroyo, Bronson.....	2010, '12	Duncan, Pat	1919	Latos, Mat.....	2012	Roush, Edd.....	1919
Auerbach, Rick	1979	Eastwick, Rawly.....	1975, '76	Leake, Mike	2012, '13	Ruether, Dutch	1919
Bailey, Homer.....	2010, '12	Edwards, Johnny	1961	LeCure, Sam	2012, '13	Sabo, Chris	1990
Bair, Doug.....	1979	Eller, Hod	1919	Leibrandt, Charlie	1979	Sallee, Slim	1919
Baker, Bill	1940	Farmer, Kyle	2020	Lewis, Darren	1995	Sanders, Reggie	1995
Barnhart, Tucker	2020	Fisher, Ray	1919	Lewis, Mark	1995	Santiago, Benito	1995
Bates, Billy	1990	Flynn, Doug	1976	Lombardi, Ernie	1939, '40	Sarmiento, Manny	1976
Bauer, Trevor	2020	Foster, George	1972, '73, '75, '76, '79	Lorenzen, Michael	2020	Schourek, Pete	1995
Beggs, Joe	1940	Francisco, Juan	2010	Ludwick, Ryan	2012, '13	Scudder, Scott	1990
Bell, Gus.....	1961	Frazier, Todd	2012, '13	Lum, Mike	1976	Seaver, Tom	1979
Bench, Johnny.....	1970, '72, '73, '75, '76, '79	Freese, Gene	1961	Luque, Dolf	1919	Senzel, Nick	2020
Benzinger, Todd	1990	Frey, Lonny	1939, '40	Lynch, Jerry	1961	Shoffner, Milt	1940
Berger, Wally	1939	Gagliano, Phil	1973	Magee, Sherry	1919	Simmons, Al	1939
Billingham, Jack.....	1972, '73, '75, '76	Galvis, Freddy	2020	Mahler, Rick	1990	Simon, Alfredo	2012, '13
Blasingame, Don	1961	Gamble, Lee	1939	Maloney, Jim	1961	Sims, Lucas	2020
Bongiovanni, Nino	1939	Gant, Ron	1995	Marshall, Sean.....	2012, '13	Smiley, John	1995
Boone, Bret	1995	Garcia, Jose	2020	Masset, Nick	2010	Smith, Jimmy	1919
Borbon, Pedro	1972, '73, '75, '76	Garrett, Amir	2020	May, Lee	1970	Soto, Mario	1979
Bordagaray, Frenchy	1939	Gernert, Dick	1961	McCormick, Frank	1939, '40	Spilman, Harry	1979
Bradley, Archie	2020	Geronimo, Cesar	1972, '73, '75, '76, '79	McCormick, Mike	1940	Stahl, Larry	1973
Braggs, Glenn	1990	Gomes, Jonny	2010	McEnaney, Will	1975, '76	Stewart, Jimmy	1970
Branson, Jeff	1995	Goodwin, Brian	2020	McGlothlin, Jim	1970, '72	Stubbs, Drew	2010, '12
Brantley, Jeff	1995	Goodman, Ival	1939, '40	McRae, Hal.....	1970, '72, '73	Suárez, Eugenio	2020
Bravo, Angel	1970	Granger, Wayne	1970	Menke, Denis	1972, '73	Taubensee, Eddie	1995
Bray, Bill	2010	Griffey, Ken Sr.	1973, '75, '76	Merritt, Jim	1970	Thompson, Junior.....	1939, '40
Brosnan, Jim	1961	Grimsley, Ross	1972, '73	Mesoraco, Devin	2013	Tolan, Bobby	1970, '72, '73
Browning, Tom	1990	Grisson, Lee	1939	Moore, Whitey	1939, '40	Tomlin, Dave	1973, '79
Broxton, Jonathan	2012	Groh, Heinie	1919	Morgan, Joe.....	1972, '73, '75, '76, '79	Turner, Jim	1940
Bruce, Jay.....	2010, '12, '13	Guile, Witt	1940	Morris, Hal.....	1990, '95	Uhlaender, Ted.....	1972
Burba, Dave.....	1995	Guilet, Don.....	1970, '72, '73, '75, '76	Moustakas, Mike	2020	Valdez, Wilson	2012
Cabrera, Orlando	2010	Hague, Joe	1972	Myers, Billy	1939, '40	Vander Meer, Johnny	1940
Cairo, Miguel	2010, '12	Hall, Tom	1972, '73	Myers, Randy	1990	Volquez, Edinson	2010
Carbo, Bernie	1970	Hamilton, Billy.....	2013	Navarro, Dioner	2012	Votto, Joey.....	2010, '12, '13, '20
Cardenas, Leo	1961	Hanigan, Ryan	2010, '12, '13	Neale, Greasy	1919	Walters, Bucky.....	1939, '40
Carrasco, Hector	1995	Hannahan, Jack	2013	Nelson, Roger	1973	Walton, Jerome	1995
Carroll, Clay.....	1970, '72, '73, '75	Harris, Lenny	1995	Nix, Laynce	2010	Washington, Ray.....	1970
Casali, Curt	2020	Hatcher, Billy	1990	Nolan, Gary	1970, '72, '75, '76	Wells, David	1995
Castellanos, Nick	2020	Heisey, Chris	2010, '12, '13	Norman, Fred	1973, '75, '76, '79	Werber, Billy	1939, '40
Castillo, Luis	2020	Helms, Tommy	1970	Oester, Ron	1990	Wilcox, Milt	1940
Chacon, Elio	1961	Henry, Bill	1961	Oliver, Joe	1990	Wilson, Jimmie	1970
Chaney, Darrel	1970, '72, '73, '75	Hernandez, Ramon	2010	Ondrusek, Logan	2010, '13	Wingo, Ivey	1919
Chapman, Aroldis	2010, '12, '13	Hernandez, Xavier	1995	O'Neill, Paul	1990	Winker, Jesse	2020
Charlton, Norm	1990	Hershenberger, Willard.....	1939	O'Toole, Jim	1961	Winningham, Herm	1990
Choo, Shin-Soo	2013	Hoover, J.J.	2012, '13	Parra, Manny	2013	Wood, Travis	2010
Cline, Ty	1970	Howard, Thomas	1995	Pastore, Frank	1979	Woodward, Woody	1970
Cloninger, Tony	1970	Hume, Tom	1979	Paul, Xavier	2012, '13	Zachry, Pat	1976
Coleman, Gordy	1961	Hunt, Ken	1961	Perez, Tony	1970, '72, '73, '75, '76	Zimmerman, Jerry	1961
Collins, Dave	1979	Hutchings, Johnny	1940	Phillips, Brandon.....	2010, '12, '13		
Concepcion, Dave	1970, '72, '73, '75, '76, '79	Iglesias, Raisel	2020	Pinson, Vada	1961		
Corrales, Pat	1970	Izturis, Cesar	2013	Portugal, Mark	1995		
Cozart, Zack	2012, '13	Jackson, Danny	1990	Post, Wally	1961		
Craft, Harry	1939, '40	Jackson, Mike	1995	Purkey, Bob	1961		
Crosby, Ed	1973	Janish, Paul	2010	Quinones, Luis	1990		
Crowley, Terry	1975	Jankowski, Travis	2020	Rariden, Bill	1919		
Cruz, Hector	1979	Javier, Julian	1972	Rath, Morrie	1919		
Cueto, Johnny	2010, '12, '13	Jay, Joey	1961	Reed, Jeff	1990		
Darcy, Pat	1975	Johnson, Darrell	1961	Rettenmund, Merv	1975		
Davidson, Matt	2020	Johnson, Ken.....	1961	Rhodes, Arthur	2010		
		Jones, Sherman	1961	Riddle, Elmer	1940		
		Joost, Eddie	1940	Riggs, Lew	1940		

REDS POSTSEASON INDIVIDUAL BATTING RECORDS

Batting Average (Series, Minimum 10 PA) 750, Billy Hatcher (9-for-12, 1990 WS vs Oak)
Batting Average (Postseason, Minimum 10 PA)571, Ivey Wingo, 1919 (4-for-7)
Slugging Percentage (Series, Minimum 10 PA) 1.250, Billy Hatcher (9-for-12, 4 2b, 3b, 1990 WS vs Oak)
Slugging Percentage (Postseason, Minimum 10 PA)926, Johnny Bench, 1976 (12-for-27, 2 2b, 3b, 3hr)
On-Base Percentage (Series, Minimum 10 PA)800, Billy Hatcher (9-for-12, 2bb, hbp, 1990 WS vs Oak)
On-Base Percentage (Postseason, Minimum 10 PA)700, Ivey Wingo, 1919 (4-for-7, 3bb)
Plate Appearances (Game) 6, Last: 5 players in 2020 NLWCS g1
Plate Appearances (Series) 37, Morrie Rath (1919 WS vs Chi)
Plate Appearances (Postseason) 54, Pete Rose, 1972 (22 vs Pit in NLCS, 32 vs Oak in WS)
At-Bats (Game) 6 (Many), Last: Nick Castellanos in NLWCS g1
At-Bats (Series) 31, Morrie Rath (1919 WS vs Chi)
At-Bats (Postseason) 48, Pete Rose, 1972 (20 vs Pit in NLCS, 28 vs Oak in WS)
Runs Scored (Game) 3 (3x), Bobby Tolan (1970 NLCS g2); Billy Hatcher (1990 WS g1); Bret Boone (1995 NLDS g3)
Runs Scored (Series) 6 (4x), Heinie Groh (1919 WS vs Chi); Edd Roush (1919 WS vs Chi); Lee May (1970 WS vs Bal); Billy Hatcher (1990 WS vs Oak)
Runs Scored (Postseason) 9, Joe Morgan, 1972 (5 vs Pit in NLCS, 4 vs Oak in WS)
Runs Batted In (Game) 5, Johnny Bench (1976 WS g4)
Runs Batted In (Series) 8 (2x), Pat Duncan (1919 WS vs Chi); Lee May (1970 WS vs Bal)
Runs Batted In (Postseason) 11, Tony Perez, 1975 (4 vs Pit in NLCS, 7 vs Bos in WS)
Hits (Game) 4, Billy Hatcher (1990 WS g2)
Hits (Series) 10 (4x), Greasy Neale (1919 WS vs Chi); Billy Werber (1940 WS vs Det); Tony Perez (1972 WS vs Oak); Pete Rose (1975 WS vs Bos)
Hits (Postseason) 15 (2x), Pete Rose, 1972 (9 vs Pit in NLCS, 6 vs Oak in WS); Pete Rose, 1975 (5 vs Pit in NLCS, 10 vs Bos in WS)
Doubles (Game) 2 (8x), Last: Brandon Phillips (2012 NLDS g2)
Doubles (Series) 4 (3x), Billy Werber (1940 WS vs Det); Pete Rose (1972 NLCS vs Pit); Billy Hatcher (1990 WS vs Oak)
Doubles (Postseason) 5, Billy Hatcher, 1990 (1 vs Pit in NLCS, 4 vs Oak in WS)
Triples (Game) 2, Dutch Ruether (1919 WS g1)
Triples (Series) 2 (2x), Dutch Ruether (1919 WS vs Chi); Larry Kopf (1919 WS vs Chi)
Triples (Postseason) 2 (2x), Dutch Ruether, 1919 WS (2 vs Chi in WS); Larry Kopf, 1919 WS (2 vs Chi in WS)
Home Runs (Game) 2 (3x), Tony Perez (1975 WS g5); Johnny Bench (1976 WS g4); Chris Sabo (1990 WS g3)
Home Runs (Series) 3 (2x), Tony Perez (1975 WS vs Bos); Ryan Ludwick (2012 NLDS vs SF)
Home Runs (Postseason) 4, Tony Perez, 1975 (1 vs Pit in NLCS, 3 vs Bos in WS)
Extra-Base Hits (Game) 3 (2x), Pete Rose (1976 NLCS g1); Billy Hatcher (1990 WS g2)
Extra-Base Hits (Series) 5, Billy Hatcher (1990 WS vs Oak)
Extra-Base Hits (Postseason) 7, Billy Hatcher, 1990 (2 vs Pit in NLCS, 5 vs Oak in WS)
Walks (Game) 3 (2x), Ivey Wingo (1919 WS g7); Joe Morgan (1976 NLCS g1)
Walks (Series) 6 (3x), Heinie Groh (1919 WS vs Chi); Joe Morgan (1972 WS vs Oak); Joe Morgan (1976 NLCS vs Phi)
Walks (Postseason) 8, Joe Morgan, 1976 (6 vs Phi in NLCS, 2 vs NYY in WS)
Intentional Walks (Game) 2 (4x), Last: Joe Morgan (1976 NLCS g2)
Intentional Walks (Series) 3 (2x), Johnny Bench (1972 WS vs Oak); Cesar Geronimo (1975 WS vs Bos)
Intentional Walks (Postseason) 3 (5x), Last: Hal Morris, 1995 (2 vs LAD in NLDS, 1 vs Atl in NLCS)
Strikeouts (Game) 5, Reggie Sanders (1995 NLDS g3)
Strikeouts (Series) 10, Reggie Sanders (1995 NLCS vs Atl)
Strikeouts (Postseason) 19, Reggie Sanders, 1995 (9 vs LAD in NLDS, 10 vs Atl in NLCS)
Hit by Pitch (Game) 2, Frank Robinson (1961 WS g4)
Hit by Pitch (Series) 2 (2x), Edd Roush (1919 WS vs Chi); Frank Robinson (1961 WS vs NYY)
Hit by Pitch (Postseason) 2 (2x), Edd Roush, 1919 (2 vs Chi in WS); Frank Robinson, 1961 (2 vs NYY in WS)
Stolen Bases (Game) 3 (2x), Joe Morgan (1975 NLCS g1); Ken Griffey (1975 NLCS g2)
Stolen Bases (Series) 5, Bobby Tolan (1972 WS vs Oak)
Stolen Bases (Postseason) 6, Joe Morgan, 1975 (4 vs Pit in NLCS, 2 vs Bos in WS)

REDS POSTSEASON CLUB RECORDS

Runs Scored (Inning).....	7, 10/19/1990 at Oak (WS g3, 3rd Inning)
Runs Scored (Game).....	10 (2x), 10/9/1919 at Chi (WS g8, W 10-5); 10/6/1995 vs LAD (NLDS g3, W 10-1)
Runs Scored (Series).....	35, 1919 WS vs Chi
Runs Scored (Postseason).....	48, 1975 (19 vs Pit in NLCS, 29 vs Bos in WS)
Fewest Runs Scored (Game).....	0 (12x), Last: 2020 NLWCS at Atl, 1-0 loss in Game 1 (13 innings) & 5-0 loss in Game 2
Fewest Runs Scored (Series).....	0, 2020 NLWCS at Atl
Fewest Runs Scored (Postseason).....	0, 2020 NLWCS at Atl, 1-0 loss in Game 1 (13 innings) & 5-0 loss in Game 2
Runs Allowed (Inning).....	6 (2x), 10/11/1975 at Bos (WS g1, 7th Inning); 10/11/2012 vs SF (NLDS g5, 5th Inning)
Runs Allowed (Game).....	13, 10/9/1961 vs NYY (WS g5, L 13-5)
Runs Allowed (Series).....	33, 1970 WS vs Bal
Runs Allowed (Postseason).....	37, 1975 (7 vs Pit in NLCS, 30 vs Bos in WS)
Fewest Runs Allowed (Game).....	0 (7x), Last: 10/7/2012 at SF (NLDS g2, W 9-0)
Fewest Runs Allowed (Series).....	3, 1970 NLCS vs Pit
Fewest Runs Allowed (Postseason).....	6, 2020 (6 at Atl in NLWCS)
Largest Margin of Victory (Game).....	9 (2x), 10/6/1995 vs LAD (NLDS g3, W 10-1); 10/7/2012 at SF (NLDS g2, W 9-0)
Largest Run Differential (Series).....	+15 (2x), 1919 WS vs Chi (35 RS, 20 RA); 1995 NLDS vs LAD (22 RS, 7 RA)
Largest Run Differential (Postseason).....	+22, 1976 (41 RS, 19 RA)
Largest Margin of Defeat (Game).....	8 (2x), 10/6/1940 at Det (WS g5, L 8-0); 10/9/1961 vs NYY (WS g5, L 13-5)
Largest Run Differential (Series).....	-15, 1973 NLCS vs NYM (8 RS, 23 RA)
Largest Run Differential (Postseason).....	-15, 1973 (8 RS, 23 RA)
Hits (Game).....	16, 10/9/1919 at Chi (WS g8)
Hits (Series).....	64, 1919 WS vs Chi
Hits (Postseason).....	94, 1990 (49 vs Pit in NLCS, 45 vs Oak in WS)
Fewest Hits (Game).....	0, 10/6/2010 at Phi (NLDS g1, Roy Halladay No-Hitter)
Fewest Hits (Series).....	11, 2010 NLDS vs Phi
Fewest Hits (Postseason).....	11, 2010 (11 vs Phi in NLDS)
Hits Allowed (Game).....	15 (2x), 10/9/1961 vs NYY (WS g5); 10/15/1970 at Bal (WS g5)
Hits Allowed (Series).....	60, 1975 WS vs Bos
Hits Allowed (Postseason).....	80, 1975 (20 vs Pit in NLCS, 60 vs Bos in WS)
Fewest Hits Allowed (Game).....	1, 10/12/1990 vs Pit (NLCS g6)
Fewest Hits Allowed (Series).....	15, 2020 NLWCS at Atl
Fewest Hits Allowed (Postseason).....	15, 2020 (15 at Atl in NLWCS)
Doubles (Game).....	5 (2x), 10/9/1976 at Phi (NLCS g1); 10/3/1995 at LAD (NLDS g1)
Doubles (Series).....	14, 1940 WS vs Det
Doubles (Postseason).....	18, 1990 (9 vs Pit in NLCS, 9 vs Oak in WS)
Triples (Game).....	3, 10/1/1919 vs Chi (WS g1)
Triples (Series).....	7, 1919 WS vs Chi
Triples (Postseason).....	7, 1919 (7 vs Chi in WS)
Home Runs (Game).....	3 (2x), 10/14/1975 vs Bos (WS g3); 10/6/1995 vs LAD (NLDS g3)
Home Runs (Series).....	7, 1975 WS vs Bos
Home Runs (Postseason).....	11, 1975 (4 vs Pit in NLCS, 7 vs Bos in WS)
Home Runs Allowed (Game).....	4, 10/7/1939 vs NYY (WS g3)
Home Runs Allowed (Series).....	10, 1970 WS vs Bal
Home Runs Allowed (Postseason).....	10, 1970 (0 vs Pit in NLCS, 10 vs Bal in WS)
Extra-Base Hits (Game).....	8, 10/9/1976 at Phi (NLCS g1)
Extra-Base Hits (Series).....	19, 1975 WS vs Bos
Extra-Base Hits (Postseason).....	28, 1976 (11 vs Phi in NLCS, 17 vs NYY in WS)
Extra-Base Hits Allowed (Game).....	8, 10/10/2012 vs SF (NLDS g4)
Extra-Base Hits Allowed (Series).....	17, 1970 WS vs Bal
Extra-Base Hits Allowed (Postseason).....	23, 1970 (6 vs Pit in NLCS, 17 vs Bal in WS)



Runners Left on Base (Game).....	13, 9/30/20 at Atl (NLWCS g1, 13 innings) & 12, 10/9/1919 at Chi (WS g8, 9 innings)
Runners Left on Base (Series).....	50, 1975 WS vs Bos
Runners Left on Base (Postseason).....	79, 1972 (30 vs Pit in NLCS, 49 vs Oak in WS)
Stolen Bases (Game).....	7, 10/5/1975 vs Pit (NLCS g2)
Stolen Bases (Series).....	12, 1972 WS vs Oak
Stolen Bases (Postseason).....	20, 1975 (11 vs Pit in NLCS, 9 vs Bos in WS)
Stolen Bases, Opponent (Game).....	3, 10/9/1990 at Pit (NLCS g4)
Stolen Bases, Opponent (Series).....	7, 1990 WS vs Oak
Stolen Bases, Opponent (Postseason).....	13, 1990 (6 vs Pit in NLCS, 7 vs Oak in WS)
Caught Stealing, Reds Baserunners (Game).....	2 (5x), Last: 10/11/1995 vs Atl (NLCS g2)
Caught Stealing, Reds Baserunners (Series).....	10, 1919 WS vs Chi
Caught Stealing, Reds Baserunners (Postseason).....	10, 1919 (10 vs Chi in WS)
Caught Stealing, Reds Catchers (Game).....	3, 10/3/1919 at Chi (WS g3)
Caught Stealing, Reds Catchers (Series).....	5, 1919 WS vs Chi
Caught Stealing, Reds Catchers (Postseason).....	5 (2x), 1919 (5 vs Chi in WS); 1972 (2 vs Pit in NLCS, 3 vs Oak in WS)
Errors (Game).....	4 (3x), 10/8/1919 vs Chi (WS g7); 10/8/1939 vs NYY (WS g4); 10/8/2010 at Phi (NLDS g2)
Errors (Series).....	13, 1919 WS vs Chi
Errors (Postseason).....	13, 1919 (13 vs Chi in WS)
Strikeouts, Reds Batters (Game).....	16, 9/30/20 at Atl (NLWCS g1, 13 Innings)
Strikeouts, Reds Batters (9-Inning Game).....	14, 10/18/1972 at Oak (WS g3)
Strikeouts, Reds Batters (Series).....	46, 1972 WS vs Oak
Strikeouts, Reds Batters (Postseason).....	74, 1972 (28 vs Pit in NLCS, 46 vs Oak in WS)
Strikeouts, Reds Pitchers (Game).....	21, 9/30/20 at Atl (NLWCS g1, 13 Innings)
Strikeouts, Reds Pitchers (9-Inning Game).....	12, 10/4/1990 vs Pit (NLCS g1)
Strikeouts, Reds Pitchers (Series).....	49, 1990 NLCS vs Pit
Strikeouts, Reds Pitchers (Postseason).....	77, 1990 (49 vs Pit in NLCS, 28 vs Oak in WS)
Strikeouts, Both Teams (Game).....	37, 2020 NLWCS at Atl (21 by Reds pitchers, 16 by Braves pitchers)
Walks, Reds Batters (Game).....	7, 10/9/1919 at Chi (WS g8)
Walks, Reds Batters (Series).....	27, 1972 WS vs Oak
Walks, Reds Batters (Postseason).....	37, 1972 (10 vs Pit in NLCS, 27 vs Oak in WS)
Walks, Reds Pitchers (Game).....	10, 10/6/1940 at Det (WS g5)
Walks, Reds Pitchers (Series).....	30 (2x), 1940 WS vs Det; 1975 WS vs Bos
Walks, Reds Pitchers (Postseason).....	40, 1975 (10 vs Pit in NLCS, 30 vs Bos in WS)
Hit Batsmen, Reds Batters (Game).....	2 (3x), 10/1/1919 vs Chi (WS g1); 10/9/1919 at Chi (WS g8); 10/8/1961 vs NYY (WS g4)
Hit Batsmen, Reds Batters (Series).....	5, 1919 WS vs Chi
Hit Batsmen, Reds Batters (Postseason).....	5, 1919 (5 vs Chi in WS)
Hit Batsmen, Reds Pitchers (Game).....	3, 10/8/2010 at Phi (NLDS g2)
Hit Batsmen, Reds Pitchers (Series).....	3 (2x), 1919 WS vs Chi; 2010 NLDS vs Phi
Hit Batsmen, Reds Pitchers (Postseason).....	3 (3x), 1919 (3 vs Chi in WS); 1972 (2 vs Pit in NLCS, 1 vs Oak in WS); 2010 (3 vs Phi in NLDS)

REDS POSTSEASON BATTING LEADERS, TOP 10 ALL-TIME

GAMES PLAYED

Johnny Bench.....	45
Pete Rose.....	42
Tony Perez.....	42
Joe Morgan.....	37
Cesar Geronimo.....	35
Dave Concepcion.....	32
George Foster.....	21
Bobby Tolan.....	20
Ken Griffey.....	20
Darrel Chaney.....	19

RUNS SCORED

Johnny Bench.....	27
Joe Morgan.....	21
Pete Rose.....	20
Tony Perez.....	16
Dave Concepcion.....	13
Bobby Tolan.....	13
Barry Larkin.....	11
George Foster.....	11
Ken Griffey.....	11
Cesar Geronimo.....	9

TRIPLES

Johnny Bench.....	3
Dave Concepcion.....	3
Pete Rose.....	2
Cesar Geronimo.....	2
Ken Griffey.....	2
Dutch Ruether.....	2
Barry Larkin.....	2
Larry Kopf.....	2
9 players tied with 1	

STRIKEOUTS

Tony Perez.....	35
Cesar Geronimo.....	34
Johnny Bench.....	29
Reggie Sanders.....	19
Joe Morgan.....	14
Pete Rose.....	13
George Foster.....	13
Dave Concepcion.....	12
Scott Rolen.....	12
Tolan, Menke, Duncan..	11

BATTING AVERAGE

Billy Hatcher.....	.519 (14-27)
Ryan Ludwick.....	.409 (9-22)
Hal McRae.....	.375 (9-24)
Chris Sabo.....	.368 (14-38)
Greasy Neale.....	.357 (10-28)
Johnny Edwards.....	.346 (9-26)
Barry Larkin.....	.338 (24-71)
Jimmy Ripple.....	.333 (7-21)
Billy Werber.....	.326 (14-43)
Pete Rose.....	.318 (55-173)

PLATE APPEARANCES

Pete Rose.....	194
Johnny Bench.....	188
Tony Perez.....	178
Joe Morgan.....	165
Cesar Geronimo.....	131
Dave Concepcion.....	112
George Foster.....	85
Ken Griffey.....	83
Bobby Tolan.....	83
Barry Larkin.....	78

RUNS BATTED IN

Tony Perez.....	25
Johnny Bench.....	20
Pete Rose.....	16
Dave Concepcion.....	13
Bobby Tolan.....	13
George Foster.....	12
Joe Morgan.....	11
Cesar Geronimo.....	11
Ken Griffey.....	11
Lee May.....	10

HOME RUNS

Johnny Bench.....	10
Tony Perez.....	6
Pete Rose.....	5
Joe Morgan.....	3
Cesar Geronimo.....	3
George Foster.....	3
Chris Sabo.....	3
Ryan Ludwick.....	3
6 players tied with 2	

WALKS

Joe Morgan.....	27
Johnny Bench.....	18
Pete Rose.....	17
Tony Perez.....	14
Cesar Geronimo.....	8
George Foster.....	8
Denis Menke.....	7
Barry Larkin.....	7
7 players tied with 6	

ON-BASE PERCENTAGE

Billy Hatcher.....	.567 (14-27, 2bb, hbp)
Ryan Ludwick.....	.519 (9-22, 4bb, hbp)
Jimmy Ripple.....	.440 (7-21, 4bb)
Paul O'Neill.....	.429 (9-29, 6bb)
Billy Werber.....	.408 (14-43, 6bb)
Chris Sabo.....	.405 (14-38, 3bb, sf)
Greasy Neale.....	.400 (10-28, 2bb)
Barry Larkin.....	.397 (24-71, 7bb)
Benito Santiago.....	.393 (6-22, 5bb, sf)
Pete Rose.....	.380 (55-173, 17bb, hbp, sf)

(Minimum 25 plate appearances)

HITS

Pete Rose.....	55
Johnny Bench.....	45
Tony Perez.....	38
Dave Concepcion.....	30
Joe Morgan.....	25
Barry Larkin.....	24
George Foster.....	22
Bobby Tolan.....	21
Cesar Geronimo.....	20
Ken Griffey.....	18

DOUBLES

Pete Rose.....	10
Johnny Bench.....	8
Joe Morgan.....	8
Tony Perez.....	6
Ken Griffey.....	5
Barry Larkin.....	5
Billy Hatcher.....	5
Dave Concepcion.....	4
Billy Werber.....	4
Brandon Phillips.....	4

STOLEN BASES

Joe Morgan.....	14
Ken Griffey.....	8
Barry Larkin.....	8
Dave Concepcion.....	7
Bobby Tolan.....	7
Johnny Bench.....	6
Cesar Geronimo.....	3
8 players tied with 2	

INTENTIONAL WALKS

Johnny Bench.....	6
Hal Morris.....	4
Pete Rose.....	4
Darrel Chaney.....	4
Joe Morgan.....	3
Cesar Geronimo.....	3
Dan Driessen.....	2
Jimmy Ripple.....	2
Todd Benzinger.....	2
Gene Freese.....	2

HITTING STREAKS

10 Barry Larkin	1990 WS g2/3/4; 1995 NLDS g1/2/3; 1995 NLCS g1/2/3/4
9 Billy Werber	1939 WS g2/3/4; 1940 WS g1/2/3/4/5/6
Pete Rose	1975 WS g2/3/4/5/6/7; 1976 NLCS g1/2/3
8 Dave Concepcion	1976 NLCS g3; 1976 WS g1/2/3/4; 1979 NLCS g1/2/3
Johnny Bench	1976 NLCS g1/2/3; 1976 WS g1/2/3/4; 1979 NLCS g1
Pete Rose	1970 WS g3/4/5; 1972 NLCS g1/2/3/4/5
Tony Perez	1972 NLCS g5; 1972 WS g1/2/3/4/5/6/7
7 Brandon Phillips	2010 NLDS g2/3; 2012 NLCS g1/2/3/4/5
Bobby Tolan	1970 NLCS g1/2/3; 1970 WS g1/2/3/4
George Foster	1976 NLCS g3; 1976 WS g1/2/3/4; 1979 NLCS g1/2
Hal McRae	1970 WS g2/3/5; 1972 WS g1/2/4/6
Ken Griffey	1975 WS g4/5/6/7; 1976 NLCS g1/2/3

REDS POSTSEASON INDIVIDUAL PITCHING RECORDS

Appearances (Series).....	6, Pedro Borbon (1972 WS vs Oak)
Appearances (Postseason).....	9, Pedro Borbon, 1972 (3 vs Pit in NLCS, 6 vs Oak in WS)
Games Started (Series).....	3 (2x), Paul Derringer (1940 WS vs Det); Don Gullett (1975 WS vs Bos)
Games Started (Postseason).....	4 (2x), Don Gullett, 1975 (1 vs Pit in NLCS, 3 vs Bos in WS); Jose Rijo, 1990 (2 vs Pit in NLCS, 2 vs Oak in WS)
Innings Pitched (Game).....	9.0 (14x), Last: Don Gullett (1975 NLCS g1)
Innings Pitched (Series).....	19.1, Paul Derringer (1940 WS vs Det)
Innings Pitched (Postseason).....	27.2 (2x), Don Gullett, 1975 (9 vs Pit in NLCS, 18.2 vs Bos in WS); Jose Rijo, 1990 (12.1 vs Pit in NLCS, 15.1 vs Oak in WS)
Wins (Series).....	2 (6x), Last: Jose Rijo (1990 WS vs Oak)
Wins (Postseason).....	3 (3x), Ross Grimsley, 1972 (1 vs Pit in NLCS, 2 vs Oak in WS); Rawly Eastwick, 1975 (1 vs Pit in NLCS, 2 vs Bos in WS); Jose Rijo, 1990 (1 vs Pit in NLCS, 2 vs Oak in WS)
Losses (Series).....	2 (2x), Bucky Walters (1939 WS vs NYY); Jim O'Toole (1961 WS vs NYY)
Losses (Postseason).....	2 (3x), Bucky Walters, 1939 (2 vs NYY in WS); Jim O'Toole, 1961 (2 vs NYY in WS); Clay Carroll, 1972 (1 vs Pit in NLCS, 1 vs Oak in WS)
Saves (Series).....	3, Randy Myers (1990 NLCS vs Pit)
Saves (Postseason).....	4, Randy Myers, 1990 (3 vs Pit in NLCS, 1 vs Oak in WS)
Hits Allowed (Game).....	10 (3x), Slim Sallee (1919 WS g2); Hod Eller (1919 WS g8); Don Gullett (1975 WS g1)
Hits Allowed (Series).....	19 (2x), Slim Sallee (1919 WS vs Chi); Don Gullett (1975 WS vs Bos)
Hits Allowed (Postseason).....	27, Don Gullett, 1975 (8 vs Pit in NLCS, 19 vs Bos in WS)
Runs Allowed (Game).....	7, Junior Thompson (1939 WS g3)
Runs Allowed (Series).....	9, Don Gullett (1975 WS vs Bos)
Runs Allowed (Postseason).....	12, Don Gullett, 1975 (3 vs Pit in NLCS, 9 vs Bos in WS)
Earned Runs Allowed (Game).....	7, Junior Thompson (1939 WS g3)
Earned Runs Allowed (Series).....	9, Don Gullett (1975 WS vs Bos)
Earned Runs Allowed (Postseason).....	12, Don Gullett, 1975 (3 vs Pit in NLCS, 9 vs Bos in WS)
Strikeouts (Game).....	12, Trevor Bauer (2020 NLWCS at Atl g1)
Strikeouts (Series).....	15 (3x), Hod Eller (1919 WS vs Chi); Don Gullett (1975 WS vs Bos); Jose Rijo (1990 NLCS vs Pit)
Strikeouts (Postseason).....	29, Jose Rijo, 1990 (15 vs Pit in NLCS, 14 vs Oak in WS)
Walks (Game).....	6 (2x), Paul Derringer (1940 WS g4); Joey Jay (1961 WS g2)
Walks (Series).....	10 (2x), Paul Derringer (1940 WS vs Det); Don Gullett (1975 WS vs Bos)
Walks (Postseason).....	12 (2x), Don Gullett, 1975 (2 vs Pit in NLCS, 10 vs Bos in WS); Jose Rijo, 1990 (7 vs Pit in NLCS, 5 vs Oak in WS)

10 + STRIKEOUTS IN A GAME, REDS PITCHERS

K	Game	Opp	Pitchers Used (K)
21	2020 NLWCS g1 (13 Innings)	at Atl	Bauer (12), Iglesias (4), Sims (1), Lorenzen (4)
16	2012 NLDS g3 (10 Innings)	vs SF	Bailey (10), Marshall (1), Chapman (2), Broxton (3)
12	1990 NLCS g1	vs Pit	Rijo (8), Charlton (1), Dibble (3)
11	1970 WS g1	vs Bal	Nolan (7), Carroll (4)
	1990 NLCS g3	at Pit	Jackson (4), Dibble (3), Charlton (1), Myers (3)
10	1940 WS g1	vs Det	Derringer (1), Moore (7), Riddle (2)
	1990 NLCS g4	at Pit	Rijo (7), Myers (1), Dibble (2)
	1995 NLDS g3	vs LAD	Wells (8), Jackson (1), Brantley (1)

0 WALKS ISSUED IN A GAME, REDS PITCHERS

Game	Opp	Pitchers Used (IP)
1919 WS g7	vs Chi	Slim Sallee (4.1), Ray Fisher (0.2), Dolf Luque (4.0)
1939 WS g2	at NYY	Bucky Walters (8.0)
1940 WS g3	at Det	Jim Turner (6.0), Whitey Moore (1.0), Joe Beggs (1.0)
1972 NLCS g1	at Pit	Don Gullett (6.0), Pedro Borbon (2.0)
1972 NLCS g4	vs Pit	Ross Grimsley (9.0)

REDS POSTSEASON PITCHING LEADERS, TOP 10 ALL-TIME

APPEARANCES

Clay Carroll.....	22
Pedro Borbon.....	20
Don Gullett.....	17
Gary Nolan.....	11
Jack Billingham.....	10
Rawly Eastwick.....	9
Tom Hall.....	9
Will McEnaney.....	8
Grimsley, Myers, Dibble.....	7

WINS

Don Gullett.....	4
Clay Carroll.....	4
Rawly Eastwick.....	4
Jose Rijo.....	3
Ross Grimsley.....	3
7 players tied with 2	

HITS ALLOWED

Don Gullett.....	61
Gary Nolan.....	53
Jack Billingham.....	28
Paul Derringer.....	26
Fred Norman.....	26
Clay Carroll.....	24
Bucky Walters.....	21
4 players tied with 19	

GAMES STARTED

Gary Nolan.....	11
Don Gullett.....	10
Jack Billingham.....	6
Paul Derringer.....	5
Fred Norman.....	4
Jose Rijo.....	4
6 players tied with 3	

LOSSES

Don Gullett.....	3
Johnny Cueto.....	2
Clay Carroll.....	2
Ross Grimsley.....	2
Gary Nolan.....	2
Paul Derringer.....	2
Bucky Walters.....	2
Jim O'Toole.....	2
Junior Thompson.....	2
28 players tied with 1	

RUNS ALLOWED

Don Gullett.....	27
Gary Nolan.....	22
Fred Norman.....	13
Junior Thompson.....	13
Paul Derringer.....	12
Bucky Walters.....	12
Jack Billingham.....	11
4 players tied with 8	

INNINGS PITCHED

Don Gullett.....	78.1
Gary Nolan.....	59.1
Jack Billingham.....	42.0
Paul Derringer.....	34.2
Clay Carroll.....	32.1
Bucky Walters.....	29.0
Jose Rijo.....	27.2
Pedro Borbon.....	26.0
Fred Norman.....	23.1
Pete Schourek.....	21.1

SAVES

Randy Myers.....	4
Pedro Borbon.....	3
Will McEnaney.....	3
Clay Carroll.....	2
Don Gullett.....	1
Jack Billingham.....	1
Rawly Eastwick.....	1
Tom Hall.....	1
Rob Dibble.....	1
Jeff Brantley.....	1

EARNED RUN AVERAGE

Rob Dibble.....	0.00 (7g, 9.2ip, 0er)
Randy Myers.....	0.00 (7g, 8.2ip, 0er)
Bronson Arroyo.....	0.73 (2gs, 12.1ip, 1er)
Homer Bailey.....	1.00 (2g, 1gs, 9ip, 1er)
Slim Sallee.....	1.35 (2gs, 13.1ip, 2er)
Clay Carroll.....	1.39 (22g, 32.1ip, 5er)
Norm Charlton.....	1.50 (5g, 6ip, 1er)
Bob Purkey.....	1.64 (2g, 1gs, 11ip, 2er)
Pete Schourek.....	1.69 (3gs, 21.1ip, 4er)
Aroldis Chapman.....	1.93 (5g, 4.2ip, 1er)

*Minimum 5g or 9ip

COMPLETE GAMES BY REDS PITCHERS

CG	Pitcher	Game	Opp	IP
3	Paul Derringer	1939 WS g1	at NYY	8.1
		1940 WS g4	at Det	9.0
	Bucky Walters	1940 WS g7	vs Det	9.0
		1939 WS g2	at NYY	8.0
1	Don Gullett	1940 WS g2	vs Det	9.0
		1940 WS g6	vs Det	9.0
	Hod Eller	1919 WS g5	at Chi	9.0
1	Don Gullett	1919 WS g8	at Chi	9.0
		1975 NLCS g1	vs Pit	9.0
	Ross Grimsley	1972 NLCS g4	vs Pit	9.0
	Joey Jay	1961 WS g2	at NYY	9.0
	Slim Sallee	1919 WS g2	vs Chi	9.0
	Dutch Ruether	1919 WS g1	vs Chi	9.0
	Jimmy Ring	1919 WS g4	at Chi	9.0
Bob Purkey	1961 WS g3	vs NYY	9.0	

SHUTOUTS BY REDS PITCHERS

Game	Opp	Score	Pitchers Used (IP)
1919 WS g4	at Chi	W, 2-0	Ring (9)
1919 WS g5	at Chi	W, 5-0	Eller (9)
1940 WS g6	vs Det	W, 4-0	Walters (9)
1970 NLCS g1	at Pit	W, 3-0	Nolan (9), Carroll (1)
1972 WS g3	at Oak	W, 1-0	Billingham (8), Carroll (1)
1990 WS g1	vs Oak	W, 7-0	Rijo (7), Dibble (1), Myers (1)
2012 NLDS g2	at SF	W, 9-0	Arroyo (7), Hoover (1), Arredondo (1)

FEWEST HITS ALLOWED BY REDS PITCHERS

Game	Opp	Hits	Pitchers Used (Hits Allowed)
1990 NLCS g6	vs Pit	1	Jackson (1), Charlton (0), Myers (0)
1972 NLCS g4	vs Pit	2	Grimsley (2)
1990 WS g4	at Oak	2	Rijo (2), Myers (0)
2012 NLDS g2	at SF	2	Arroyo (1), Hoover (0), Arredondo (1)

REDS POSTSEASON MISCELLANEOUS

REDS WALK-OFF WINS (6)

Game	Opp.	Winning Run	Final (Inn.)
*1972 NLCS Game 5	Pit	Wild pitch (Foster scores)	W, 4-3 (9)
1973 NLCS Game 1	NYM	Bench solo home run	W, 2-1 (9)
1975 WS Game 3	Bos	Morgan single (Geronimo scores)	W, 6-5 (10)
*1976 NLCS Game 3	Phi	Griffey single (Concepcion scores)	W, 7-6 (9)
1976 WS Game 2	NYN	Perez single (Griffey scores)	W, 4-3 (9)
1990 WS Game 2	Oak	Oliver single (Bates scores)	W, 5-4 (10)

* Clinched series victory

REDS WALK-OFF LOSSES (4)

Game	Opp.	Winning Run	Final (Inn.)
1939 WS Game 1	NYN	Dickey single (Keller scores)	L, 2-1 (9)
1972 WS Game 4	Oak	Mangual single (Tenace scores)	L, 3-2 (9)
1975 WS Game 6	Bos	Fisk solo home run	L, 7-6 (12)
2020 WCS Game 1	Atl	Freeman single (Pache scores)	L, 1-0 (13)

REDS IN POSTSEASON ELIMINATION GAMES (9-10)

2020 NLWC at Atl	Game 2	0-5, L
2012 NLDS vs SF	Game 5	4-6, L
2010 NLDS vs Phi	Game 3	0-2, L
1995 NLCS vs Atl	Game 4	0-6, L
1979 NLCS vs Pit	Game 3	1-7, L
1975 WS vs Bos	Game 7	4-3, W
1973 NLCS vs NYM	Game 5	2-7, L
1973 NLCS vs NYM	Game 4	2-1, W
1972 WS vs Oak	Game 7	2-3, L
1972 WS vs Oak	Game 6	8-1, W
1972 WS vs Oak	Game 5	5-4, W
1972 NLCS vs Pit	Game 5	4-3, W
1972 NLCS vs Pit	Game 4	7-1, W
1970 WS vs Bal	Game 5	3-9, L
1970 WS vs Bal	Game 4	6-5, W
1961 WS vs NYN	Game 5	5-13, L
1940 WS vs Det	Game 7	2-1, W
1940 WS vs Det	Game 6	4-0, W
1939 WS vs NYN	Game 4	4-7, L

Courtesy @EliasSports

MLB'S LONGEST 1-0 GAMES, POSTSEASON HISTORY

2020 NLWC Game 1	Cin 0, @Atl 1	13 innings
1997 NLCS Game 6	Cle 1, @Bal 0	11 innings
1981 NLDS Game 2	LA 0, @Hou 1	11 innings
1980 NLCS Game 3	Phi 0, @Hou 1	11 innings
1969 ALCS Game 2	Min 0, @Bal 1	11 innings

Courtesy @EliasSports

REDS EXTRA-INNING GAMES (5-9)

Game	Opp.	Inn.	Result
1973 NLCS Game 4	at NYM	12	W, 2-1
1975 WS Game 6	at Bos	12	L, 7-6
1979 NLCS Game 1	vs Pit	11	L, 5-2
1995 NLCS Game 1	vs Atl	11	L, 2-1
1919 WS Game 6	vs Chi	10	L, 5-4
1939 WS Game 4	vs NYN	10	L, 7-4
1970 NLCS Game 1	at Pit	10	W, 3-0
1975 NLCS Game 3	at Pit	10	W, 5-3
1975 WS Game 3	vs Bos	10	W, 6-5
1979 NLCS Game 2	vs Pit	10	L, 3-2
1990 WS Game 2	vs Oak	10	W, 5-4
1995 NLCS Game 2	vs Atl	10	L, 6-2
2012 NLDS Game 3	vs SF	10	L, 2-1
2020 NLWCS Game 1	at Atl	* 13	L, 1-0

* Longest 1-0 game in Postseason history

REDS SHUTOUT WINS (7)

Year	Game	Opponent	Score
2012	DS 2	Giants	9-0
1990	WS 1	Athletics	7-0
1972	WS 3	Athletics	1-0
1970	LCS 1	Pirates	3-0 (10)
1940	WS 6	Tigers	4-0
1919	WS 5	White Sox	5-0
1919	WS 4	White Sox	2-0

REDS' SHUTOUT LOSSES (12)

Year	Game	Opponent	Score
2020	WC 2	Braves	0-5
2020*	WC 1	Braves	0-1 (13)
2010	DS 3	Phillies	0-2
2010	DS 1	Phillies	0-4
1995	LCS 4	Braves	0-6
1975	WS 1	Red Sox	0-6
1973	LCS 2	Mets	0-5
1961	WS 4	Yankees	0-7
1961	WS 1	Yankees	0-2
1940	WS 5	Tigers	0-8
1939	WS 2	Yankees	0-4
1919	WS 3	White Sox	0-3

* Longest 1-0 game in Postseason history

@BAUEROUTAGE

In the 13-inning, 1-0 loss at Atl in Game 1 of the 2020 NL Wild Card Series, **Trevor Bauer** became the first pitcher in **Postseason history** to record at least **12 strikeouts** without allowing a walk or a run...listed below are the 4 other pitchers who allowed at least 12 strikeouts in a **Postseason game** without issuing a walk, but all 4 allowed at least 1 run.

	IP	R	BB	K
Trevor Bauer, 2020 NLWC1, Cin at Atl	7.2	0	0	12
Gerrit Cole, 2020 ALWC1, NYY at Cle	7.0	2	0	13
Stephen Strasburg, 2019 NLCS3, Wsh vs StL	7.0	1	0	12
Gerrit Cole, 2018 ALDS2, Hou vs Cle	7.0	1	0	12
Tom Seaver, 1973 NLCS1, NYM at Cin	8.1	2	0	13

2023 NOTES




1919 WORLD SERIES
CINCINNATI REDS 5, CHICAGO WHITE SOX 3
Game 1 @ CIN (Crosley Field) - Reds 9, White Sox 1

Oct. 1 - The Reds snapped a 1-1 tie in the fourth inning with 4 runs off Eddie Cicotte...Dutch Ruether went the distance and held the Sox to just 6 hits...he also helped his own cause with 3 hits at the plate.

	1	2	3	4	5	6	7	8	9	R	H	E	Attendance
Chi	0	1	0	0	0	0	0	0	0	1	6	1	30,511
Cin	1	0	0	5	0	0	2	1	x	9	14	1	

WP - Ruether (1-0), LP - Cicotte (0-1), Save - None
HR - None

Game 2 @ CIN (Crosley Field) - Reds 4, White Sox 2

Oct. 2 - Larry Kopf's 2-run triple capped a 3-run fourth inning...the Reds added a run in the sixth on an RBI-single by Greasy Neale...Slim Sallee went the distance, allowing just 2 runs while scattering 10 hits.

	1	2	3	4	5	6	7	8	9	R	H	E	Attendance
Chi	0	0	0	0	0	0	2	0	0	2	10	1	29,698
Cin	0	0	0	3	0	1	0	0	x	4	4	3	

WP - Sallee (1-0), LP - Williams (0-1), Save - None
HR - None

Game 3 @ CHI (Comiskey Park) - White Sox 3, Reds 0

Oct. 3 - Dickie Kerr earned the complete-game shutout...the Sox got all the runs they would need in the second inning on a 2-run single by Chick Gandil...Reds batters produced just 3 hits.

	1	2	3	4	5	6	7	8	9	R	H	E	Attendance
Cin	0	0	0	0	0	0	0	0	0	0	3	1	29,126
Chi	0	2	0	1	0	0	0	0	x	3	7	0	

WP - Kerr (1-0), LP - Fisher (0-1), Save - None
HR - None

Game 4 @ CHI (Comiskey Park) - Reds 2, White Sox 0

Oct. 4 - Jimmy Ring earned the complete-game shutout for the Reds, allowing Chicago just 3 hits...the Reds scored twice in the fifth inning on a White Sox error and an RBI-double by Greasy Neale.

	1	2	3	4	5	6	7	8	9	R	H	E	Attendance
Cin	0	0	0	0	2	0	0	0	0	2	5	2	34,363
Chi	0	0	0	0	0	0	0	0	0	0	3	2	

WP - Ring (1-0), LP - Cicotte (0-2), Save - None
HR - None

Game 5 @ CHI (Comiskey Park) - Reds 5, White Sox 0

Oct. 6 - Four runs in the sixth inning, including 2 on Edd Roush's triple, broke open a scoreless game...Hod Eller fanned 9 batters, including 6 in a row at one point, en route to the complete-game shutout.

	1	2	3	4	5	6	7	8	9	R	H	E	Attendance
Cin	0	0	0	0	0	4	0	0	1	5	4	0	34,379
Chi	0	0	0	0	0	0	0	0	0	0	3	3	

WP - Eller (1-0), LP - Williams (0-1), Save - None
HR - None

Game 6 @ CIN (Crosley Field) - White Sox 5, Reds 4 (10)

Oct. 7 - The Sox scored the game's final 5 runs...with the game tied 4-4 in the 10th, Chick Gandil singled home the game-ending run...the Reds pounded out 11 hits, including 3 from Greasy Neale.

	1	2	3	4	5	6	7	8	9	10	R	H	E	Attendance
Chi	0	0	0	0	1	3	0	0	0	1	5	10	3	32,006
Cin	0	0	2	2	0	0	0	0	0	0	4	11	0	

WP - Kerr (2-0), LP - Ring (1-1), Save - None
HR - None

Chicago Batting							
Player	AVG	G	AB	R	H	HR	RBI
ECollins	.226	8	31	2	7	0	1
SCollins	.250	4	16	2	4	0	0
Felsch	.192	8	26	2	5	0	3
Gandil	.233	8	30	1	7	0	5
Jackson	.375	8	32	5	12	1	6
Leibold	.056	5	18	0	1	0	0
Lynn	.000	1	1	0	0	0	0
McMullin	.500	2	2	0	1	0	0
Murphy	.000	3	2	0	0	0	0
Risberg	.080	8	25	3	2	0	0
Schalk	.304	8	23	1	7	0	2
Weaver	.324	8	34	4	11	0	0

Chicago Pitching							
Player	W-L	ERA	G	SV	IP	H	ER
Cicotte	1-2	2.91	3	0	21.2	19	7
James	0-0	5.79	1	0	4.2	8	3
Kerr	2-0	1.42	2	0	19.0	14	3
Lowdermilk	0-0	9.00	1	0	1.0	2	1
Mayer	0-0	0.00	1	0	1.0	0	0
Wilkinson	0-0	1.23	2	0	7.1	9	1
Williams	0-3	6.61	3	0	16.1	12	12

Cincinnati Batting							
Player	AVG	G	AB	R	H	HR	RBI
Daubert	.241	8	29	4	7	0	1
Duncan	.269	8	26	3	7	0	8
Groh	.172	8	29	6	5	0	2
Kopf	.222	8	27	3	6	0	3
Magee	.500	2	2	0	1	0	0
Neale	.357	8	28	3	10	0	4
Rariden	.211	5	19	0	4	0	2
Rath	.226	8	31	5	7	0	2
Roush	.214	8	28	6	6	0	7
Smith	.000	1	0	0	0	0	0
Wingo	.571	3	7	1	4	0	1

Cincinnati Pitching							
Player	W-L	ERA	G	SV	IP	H	ER
Eller	2-0	2.00	2	0	18.0	13	4
Fisher	0-1	2.35	2	0	7.2	7	2
Luque	0-0	0.00	2	0	5.0	1	0
Ring	1-1	0.64	2	0	14.0	7	1
Ruether	1-0	2.57	2	0	14.0	12	4
Sallee	1-1	1.35	2	0	13.1	19	2

NL Standings

Cincinnati	96	44	.686	-
New York	87	53	.621	9.0
Chicago	75	65	.536	21.0
Pittsburgh	71	68	.511	24.5
Brooklyn	69	71	.493	27.0
Boston	57	82	.410	38.5
St. Louis	54	83	.393	40.5
Philadelphia	47	90	.343	47.5



Game 7 @ CIN (Crosley Field) - White Sox 4, Reds 1

Oct. 8 - Shano Collins scored the game-winning run on a single by Joe Jackson in the third inning...Eddie Cicotte allowed just 1 run on 7 hits... reliever Dolf Luque tossed 4 shutout innings.

	1	2	3	4	5	6	7	8	9	R	H	E	Attendance
Chi	1	0	1	0	2	0	0	0	0	4	10	1	13,932
Cin	0	0	0	0	0	1	0	0	0	1	7	4	

WP - Cicotte (1-2), LP - Sallee (1-1), Save - None
HR - None

Game 8 @ CHI (Comiskey Park) - Reds 10, White Sox 5

Oct. 9 - The Reds scored 4 runs in the first inning and coasted to victory to wrap up their first World Series title...Hod Eller pitched his second complete game of the series, allowing 10 hits...the Reds pounded out 16 hits, including 2 or more from 6 different players.

	1	2	3	4	5	6	7	8	9	R	H	E	Attendance
Cin	4	1	0	0	1	3	0	1	0	10	16	2	32,930
Chi	0	0	1	0	0	0	0	4	0	5	10	1	

WP - Eller (2-0), LP - Williams (0-3), Save - None
HR - Jackson

"1919 Black Sox Scandal"

Chicago White Sox Pitcher Eddie Cicotte and outfielder Shoeless Joe Jackson tearfully confessed to a Cook County grand jury that they and third baseman Buck Weaver, center fielder Oscar (Happy) Felsch, first baseman Arnold (Chick) Gandil, utility infielder Fred McMullin, shortstop Charles (Swede) Risberg and pitcher Claude (Lefty) Williams had conspired with known gamblers, allegedly including Arnold Rothstein, to throw the 1919 World Series.

While none of the 8 players were convicted in court, all were banned from the game for life by the first commissioner of baseball, former Federal Judge Kenesaw Mountain Landis.

Weaver, who had known about the conspiracy from the beginning, refused to participate and batted .324 in the World Series. He was banned, however, for not exposing his teammates. Jackson, who admitted taking \$5,000, batted .375 with a homer and 6 RBI.

Risberg committed 4 errors and batted .080, but did not receive a cent. Gandil - the organizer of the scam - walked away with \$30,000 and immediately announced his retirement. Cicotte lost 2 of his 3 starts and earned a \$10,000 payday. He later told the jury it was not worth the effort.


1939 WORLD SERIES
NEW YORK YANKEES 4, CINCINNATI REDS 0
Game 1 @ NY (Yankee Stadium) - Yankees 2, Reds 1

Oct. 4 - With the game knotted at 1-1 in the bottom of the ninth inning, the Yankees' Charlie Keller hit a 1-out triple and eventually scored the game-winner on a Bill Dickey single...Red Ruffing held the Reds to 4 hits and earned the complete-game victory.

	1	2	3	4	5	6	7	8	9	R	H	E	Attendance
Cin	0	0	0	1	0	0	0	0	0	1	4	0	58,541
NY	0	0	0	0	1	0	0	0	1	2	6	0	

WP - Ruffing (1-0), LP - Derringer (0-1), Save - None
HR - None

Game 2 @ NY (Yankee Stadium) - Yankees 4, Reds 0

Oct. 5 - Monte Pearson tossed a no-hitter through 7.1 innings before allowing a single to catcher Ernie Lombardi...Babe Dahlgren doubled and homered.

	1	2	3	4	5	6	7	8	9	R	H	E	Attendance
Cin	0	0	0	0	0	0	0	0	0	0	2	0	59,791
NY	0	0	3	1	0	0	0	x		4	9	0	

WP - Pearson (1-0), LP - Walters (0-1), Save - None
HR - Dahlgren

Game 3 @ CIN (Crosley Field) - Yankees 7, Reds 3

Oct. 7 - Charlie Keller spearheaded the Yankees attack with 2 homers and 4 RBI to help New York take a commanding 3-0 lead in the series...the Reds collected 10 hits, all singles, but managed only 3 hits after the third inning.

	1	2	3	4	5	6	7	8	9	R	H	E	Attendance
NY	2	0	2	0	3	0	0	0	0	7	5	1	32,723
Cin	1	2	0	0	0	0	0	0	0	3	10	0	

WP - Hadley (1-0), LP - Thompson (0-1), Save - None
HR - Keller 2, DiMaggio, Dickey

Game 4 @ CIN (Crosley Field) - Yankees 7, Reds 4 (10)

Oct. 8 - The Yankees earned the World Series crown with a dramatic 3-run 10th inning...with the Reds holding a 4-2 lead in the ninth, the Yankees rallied for 2 runs to tie the game on a Reds' error and an infield hit...in the 10th, catcher Ernie Lombardi was stunned by a home-plate collision and lay helplessly as DiMaggio rounded the bases to score on a single...during that inning, the Reds' defense committed 3 errors.

	1	2	3	4	5	6	7	8	9	10	R	H	E	Attendance
NY	0	0	0	0	0	0	2	0	2	3	7	7	1	32,794
Cin	0	0	0	0	0	0	3	1	0	0	4	11	4	

WP - Murphy (1-0), LP - Walters (0-2), Save - None
HR - Keller, Dickey

New York Batting

Player	AVG	G	AB	R	H	HR	RBI
Crosetti	.063	4	16	2	1	0	1
Dahlgren	.214	4	14	2	3	1	2
Dickey	.267	4	15	2	4	2	5
DiMaggio	.313	4	16	3	5	1	3
Gordon	.143	4	14	1	2	0	1
Keller	.438	4	16	8	7	3	6
Rolfe	.125	4	16	2	2	0	0
Selkirk	.167	4	12	0	2	0	0

New York Pitching

Player	W-L	ERA	G	SV	IP	H	ER
Gomez	0-0	9.00	1	0	1.0	3	1
Hadley	1-0	2.25	1	0	8.0	7	2
Hildebrand	0-0	0.00	1	0	4.0	2	0
Murphy	1-0	2.70	1	0	3.1	5	1
Pearson	1-0	0.00	1	0	9.0	2	0
Ruffing	1-0	1.00	1	0	9.0	4	1
Sundra	0-0	0.00	1	0	2.2	4	0

Cincinnati Batting

Player	AVG	G	AB	R	H	HR	RBI
Berger	.000	4	15	0	0	0	1
Bongiovanni	.000	1	1	0	0	0	0
Bordagaray	.000	2	0	0	0	0	0
Craft	.091	4	11	0	1	0	0
Frey	.000	4	17	0	0	0	0
Gamble	.000	1	1	0	0	0	0
Goodman	.333	4	15	3	5	0	1
Hershberger	.500	3	2	0	1	0	1
Lombardi	.214	4	14	0	3	0	2
McCormick	.400	4	15	1	6	0	1
Myers	.333	4	12	2	4	0	0
Simmons	.250	1	4	1	1	0	0
Werber	.250	4	16	1	4	0	2


Cincinnati Pitching

Player	W-L	ERA	G	SV	IP	H	ER
Derringer	0-1	2.35	2	0	15.1	9	4
Grissom	0-0	0.00	1	0	1.1	0	0
Moore	0-0	0.00	1	0	3.0	0	0
Thompson	0-1	13.50	1	0	4.2	5	7
Walters	0-2	4.91	2	0	11.0	13	6

NL Standings

Cincinnati	97	57	.630	-
St. Louis	92	61	.601	4.5
Brooklyn	84	69	.549	12.5
Chicago	84	70	.545	13.0
New York	77	74	.510	18.5
Pittsburgh	68	85	.444	28.5
Boston	63	88	.417	32.5
Philadelphia	45	106	.298	50.0





1940 WORLD SERIES

CINCINNATI REDS 4, DETROIT TIGERS 3

Game 1 @ CIN (Crosley Field) - Tigers 7, Reds 2

Oct. 2 - Detroit broke the game open when its first 5 batters in the top of the second inning reached base safely.

	1	2	3	4	5	6	7	8	9	R	H	E	Attendance
Det	0	5	0	0	2	0	0	0	0	7	10	1	31,793
Cin	0	0	0	1	0	0	0	1	0	2	8	3	

WP - Newsom (1-0), LP - Derringer (0-1), Save - None
HR - Campbell

Game 2 @ CIN (Crosley Field) - Reds 5, Tigers 3

Oct. 3 - The Tigers scored twice in the first inning, but Reds starter Bucky Walters allowed only 1 additional run as part of a complete-game effort.

	1	2	3	4	5	6	7	8	9	R	H	E	Attendance
Det	2	0	0	0	1	0	0	0	0	3	3	1	30,640
Cin	0	2	2	1	0	0	0	x	0	5	9	0	

WP - Walters (1-0), LP - Rowe (0-1), Save - None
HR - Ripple

Game 3 @ DET (Briggs Stadium) - Tigers 7, Reds 4

Oct. 4 - Detroit broke a 1-1 tie with 4 runs in the bottom of the seventh inning, highlighted by a pair of 2-run home runs.

	1	2	3	4	5	6	7	8	9	R	H	E	Attendance
Cin	1	0	0	0	0	0	1	2	4	4	10	1	52,877
Det	0	0	0	1	0	0	4	2	x	7	13	1	

WP - Bridges (1-0), LP - Turner (0-1), Save - None
HR - York, Higgins

Game 4 @ DET (Briggs Stadium) - Reds 5, Tigers 2

Oct. 5 - Paul Derringer earned the complete-game victory for the Reds.

	1	2	3	4	5	6	7	8	9	R	H	E	Attendance
Cin	2	0	1	1	0	0	0	1	0	5	11	1	54,093
Det	0	0	1	0	0	1	0	0	0	2	5	1	

WP - Derringer (1-1), LP - Trout (0-1), Save - None
HR - None

Game 5 @ DET (Briggs Stadium) - Tigers 8, Reds 0

Oct. 6 - Bobo Newsom recorded his second complete game of the series, while Hank Greenberg had 3 hits and drove in 4 runs.

	1	2	3	4	5	6	7	8	9	R	H	E	Attendance
Cin	0	0	0	0	0	0	0	0	0	0	3	0	55,189
Det	0	0	3	4	0	0	0	1	x	8	13	0	

WP - Newsom (2-0), LP - Thompson (0-1), Save - None
HR - Greenberg

Game 6 @ CIN (Crosley Field) - Reds 4, Tigers 0

Oct. 7 - Bucky Walters went the distance, surrendering just 5 hits.

	1	2	3	4	5	6	7	8	9	R	H	E	Attendance
Det	0	0	0	0	0	0	0	0	0	0	5	0	30,481
Cin	2	0	0	0	1	0	1	x	0	4	10	2	

WP - Walters (2-0), LP - Rowe (0-2), Save - None
HR - Walters

Game 7 @ CIN (Crosley Field) - Reds 2, Tigers 1

Oct. 8 - Trailing 1-0 in the seventh inning, Frank McCormick and Jimmy Ripple hit back-to-back doubles and Billy Myers added a sacrifice fly.

	1	2	3	4	5	6	7	8	9	R	H	E	Attendance
Det	0	0	1	0	0	0	0	0	0	1	7	0	26,854
Cin	0	0	0	0	0	0	2	0	x	2	7	1	

WP - Derringer (2-1), LP - Newsom (2-1), Save - None
HR - None

Detroit Batting

Player	AVG	G	AB	R	H	HR	RBI
Averill	.000	3	3	0	0	0	0
Bartell	.269	7	26	2	7	0	3
Campbell	.360	7	25	4	9	1	5
Croucher	.000	1	0	0	0	0	0
Fox	.000	1	1	0	0	0	0
Gehring	.214	7	28	3	6	0	1
Greenberg	.357	7	28	5	10	1	6
Higgins	.333	7	24	2	8	1	6
McCosky	.304	7	23	5	7	0	1
Sullivan	.154	5	13	2	0	0	0
Tebbetts	.000	4	11	0	0	0	0
York	.231	7	26	3	6	1	2

Detroit Pitching

Player	W-L	ERA	G	SV	IP	H	ER
Bridges	1-0	3.00	1	0	9.0	10	3
Gorsica	0-0	0.79	2	0	11.1	6	1
Hutchinson	0-0	9.00	1	0	1.0	1	1
McKain	0-0	3.00	1	0	3.0	4	1
Newsom	2-1	1.38	3	0	26.0	18	4
Rowe	0-2	17.18	2	0	3.2	12	7
Smith	0-0	2.25	1	0	4.0	1	1
Trout	0-1	9.00	1	0	2.0	6	2

Cincinnati Batting

Player	AVG	G	AB	R	H	HR	RBI
Arnovich	.000	1	1	0	0	0	0
Baker	.250	3	4	1	1	0	0
Craft	.000	1	1	0	0	0	0
Frey	.000	3	2	0	0	0	0
Goodman	.276	7	29	5	8	0	5
Joost	.200	7	25	0	5	0	2
Lombardi	.333	2	3	0	1	0	0
FMcCormick	.214	7	28	2	6	0	0
MMcCormick	.310	7	29	1	9	0	2
Myers	.130	7	23	0	3	0	2
Riggs	.000	3	3	1	0	0	0
Ripple	.333	7	21	3	7	1	6
Werber	.370	7	27	5	10	0	2
Wilson	.353	6	17	2	6	0	0

Cincinnati Pitching

Player	W-L	ERA	G	SV	IP	H	ER
Beggs	0-0	9.00	1	0	1.0	3	1
Derringer	2-1	2.79	3	0	19.1	17	6
Hutchings	0-0	9.00	1	0	1.0	2	1
Moore	0-0	3.24	3	0	8.1	8	3
Riddle	0-0	0.00	1	0	1.0	0	0
Thompson	0-1	16.20	1	0	3.1	8	6
Turner	0-1	7.50	1	0	6.0	8	5
Vander Meer	0-0	0.00	1	0	3.0	2	0
Walters	2-0	1.50	2	0	18.0	8	3

NL Standings

Team	W	L	Pct.	GB
Cincinnati	100	53	.654	-
Brooklyn	88	65	.575	12.0
St. Louis	84	69	.549	16.0
Pittsburgh	78	76	.506	22.5
Chicago	75	79	.487	25.5
New York	72	80	.474	27.5
Boston	65	87	.428	34.5
Philadelphia	50	103	.327	50.0

POSTSEASON


1961 WORLD SERIES
NEW YORK YANKEES 4, CINCINNATI REDS 1
Game 1 @ NYY (Yankee Stadium) - Yankees 2, Reds 0

Oct. 4 - Elston Howard and Bill Skowron each belted solo homers to power Whitey Ford to his record eighth World Series victory.

New York Batting							
Player	AVG	G	AB	R	H	HR	RBI
Berra	.273	4	11	2	3	1	3
Blanchard	.400	4	10	4	4	2	3
Boyer	.267	5	15	0	4	0	3
Gardner	.000	1	1	0	0	0	0
Howard	.250	5	20	5	5	0	1
Kubek	.227	5	22	3	5	0	1
Lopez	.333	4	9	3	3	1	7
Mantle	.167	2	6	0	1	0	0
Maris	.105	5	19	4	2	1	2
Reed	.000	3	0	0	0	0	0
Richardson	.391	5	23	2	9	0	0
Skowron	.353	5	17	3	6	1	5

	1	2	3	4	5	6	7	8	9	R	H	E	Attendance
Cin	0	0	0	0	0	0	0	0	0	0	2	0	62,397
NYY	0	0	0	1	0	1	0	0	x	2	6	0	

WP - Ford (1-0), **LP** - O'Toole (0-1), **Save** - None
HR - Howard, Skowron

Game 2 @ NYY (Yankee Stadium) - Reds 6, Yankees 2

Oct. 5 - Joey Jay allowed the Yankees just 2 runs on 4 hits.

New York Pitching							
Player	W-L	ERA	G	SV	IP	H	ER
Arroyo	1-0	2.25	2	0	4.0	4	1
Coates	0-0	0.00	1	1	4.0	1	0
Daley	1-0	0.00	2	0	7.0	5	0
Ford	2-0	0.00	2	0	14.0	6	0
Stafford	0-0	2.70	1	0	6.2	7	2
Terry	0-1	4.82	2	0	9.1	12	5

	1	2	3	4	5	6	7	8	9	R	H	E	Attendance
Cin	0	0	0	2	1	1	0	2	0	6	9	0	63,093
NYY	0	0	0	2	0	0	0	0	0	2	4	3	

WP - Jay (1-0), **LP** - Terry (0-1), **Save** - None
HR - Coleman, Berra

Game 3 @ CIN (Crosley Field) - Yankees 3, Reds 2

Oct. 7 - Johnny Blanchard delivered a clutch pinch-hit homer in the eighth inning to tie the game at 2-2...Roger Maris then won the game with a homer in the ninth.

Cincinnati Batting							
Player	AVG	G	AB	R	H	HR	RBI
Bell	.000	3	3	0	0	0	0
Blasingame	.143	3	7	1	1	0	0
Cardenas	.333	3	3	0	1	0	0
Chacon	.250	4	12	2	3	0	0
Coleman	.250	5	20	2	5	1	2
Edwards	.364	3	11	1	4	0	2
Freese	.063	5	16	0	1	0	0
Gernert	.000	4	4	0	0	0	0
Johnson	.500	2	4	0	2	0	0
Kasko	.318	5	22	1	7	0	1
Lynch	.000	4	3	0	0	0	0
Pinson	.091	5	22	0	2	0	0
Post	.333	5	18	3	6	1	2
Robinson	.200	5	15	3	3	1	4
Zimmerman	.000	2	0	0	0	0	0

	1	2	3	4	5	6	7	8	9	R	H	E	Attendance
NYY	0	0	0	0	0	0	1	1	1	3	6	1	32,589
Cin	0	0	1	0	0	0	1	0	0	2	8	0	

WP - Arroyo (1-0), **LP** - Purkey (0-1), **Save** - None
HR - Maris, Blanchard

Game 4 @ CIN (Crosley Field) - Yankees 7, Reds 0

Oct. 8 - Whitey Ford combined with Jim Coates to blank the Reds on 5 hits...Ford left the contest in the sixth inning, but not before he extended his World Series scoreless streak to 32.0 innings, eclipsing Babe Ruth's record of 29.2 innings.

Cincinnati Pitching							
Player	W-L	ERA	G	SV	IP	H	ER
Brosnan	0-0	7.50	3	0	6.0	9	5
Henry	0-0	19.29	2	0	2.1	4	5
Hunt	0-0	0.00	1	0	1.0	0	0
Jay	1-1	5.59	2	0	9.2	8	6
Johnson	0-0	0.00	1	0	0.2	0	0
Jones	0-0	0.00	1	0	0.2	0	0
Maloney	0-0	27.00	1	0	0.2	4	2
O'Toole	0-2	3.00	2	0	12.0	11	4
Purkey	0-1	1.64	2	0	11.0	6	2

	1	2	3	4	5	6	7	8	9	R	H	E	Attendance
NYY	0	0	0	1	1	2	3	0	0	7	11	0	32,589
Cin	0	0	0	0	0	0	0	0	0	0	5	1	

WP - Ford (2-0), **LP** - O'Toole (0-2), **Save** - Coates (1)
HR - None

Game 5 @ CIN (Crosley Field) - Yankees 13, Reds 5

Oct. 9 - With Mickey Mantle and Yogi Berra out of the lineup with injuries, the Yankees resorted to the bench and erupted for 6 runs in the first 2 innings...Hector Lopez drove in 5 runs as the Yankees pounded out 15 hits off 8 Reds pitchers.

	1	2	3	4	5	6	7	8	9	R	H	E	Attendance
NYY	5	1	0	5	0	2	0	0	0	13	15	1	32,589
Cin	0	0	3	0	2	0	0	0	0	5	11	3	

WP - Daley (1-0), **LP** - Jay (1-1), **Save** - None
HR - Blanchard, Lopez, Robinson, Post

NL Standings

Cincinnati	93	61	.604	-
Los Angeles	89	65	.578	4.0
San Francisco	85	69	.552	8.0
Milwaukee	83	71	.539	10.0
St. Louis	80	74	.519	13.0
Pittsburgh	75	79	.487	18.0
Chicago	64	90	.416	29.0
Philadelphia	47	107	.305	46.0



1970 NLCS

CINCINNATI REDS 3, PITTSBURGH PIRATES 0

Game 1 @ PIT (Three Rivers Stadium) - Reds 3, Pirates 0 (10)

Oct. 3 - Pete Rose's run-scoring single in the 10th inning, followed by Lee May's 2-run double, ended a scoreless pitching duel between Gary Nolan and Dock Ellis.

Pittsburgh Batting							
Player	AVG	G	AB	R	H	HR	RBI
Alley	.000	2	7	0	0	0	0
Alou	.250	3	12	1	3	0	0
Cash	.125	2	8	1	1	0	0
Clemente	.214	3	14	1	3	0	1
Hebner	.667	2	6	0	4	0	0
Jeter	.000	3	2	0	0	0	0
Mazeroski	.000	1	2	0	0	0	0
Oliver	.250	2	8	0	2	0	1
Pagan	.333	1	3	0	1	0	0
Patek	.000	1	3	0	0	0	0
Robertson	.200	2	5	0	1	0	0
Sanguillen	.167	3	12	0	2	0	0
Stargell	.500	3	12	0	6	0	1

	1	2	3	4	5	6	7	8	9	10	R	H	E	Attendance
Cin	0	0	0	0	0	0	0	0	0	3	3	9	0	33,088
Pit	0	0	0	0	0	0	0	0	0	0	0	8	0	

WP - Nolan (1-0), LP - Ellis (0-1), Save - Carroll (1)
HR - None

Game 2 @ PIT (Three Rivers Stadium) - Reds 3, Pirates 1

Oct. 4 - Bobby Tolan collected 3 hits, including a homer, and scored all 3 Reds runs...starter Jim Merritt earned his seventh straight win over the Pirates...19-year-old Don Gullett tossed 3.1 hitless frames for the save.

Pittsburgh Pitching							
Player	W-L	ERA	G	SV	IP	H	ER
Ellis	0-1	2.79	1	0	9.2	9	3
Gibbon	0-0	0.00	2	0	0.1	1	0
Giusti	0-0	3.86	2	0	2.1	3	1
Moose	0-1	3.52	1	0	7.2	4	3
Walker	0-1	1.29	1	0	7.0	5	1

	1	2	3	4	5	6	7	8	9	R	H	E	Attendance
Cin	0	0	1	0	1	0	0	1	0	3	8	1	39,317
Pit	0	0	0	0	1	0	0	0	0	1	5	2	

WP - Merritt (1-0), LP - Walker (0-1), Save - Gullett (1)
HR - Tolan

Game 3 @ CIN (Riverfront Stadium) - Reds 3 - Pirates 2

Oct. 5 - Pinch-hitter Ty Cline walked in the eighth inning and scored on back-to-back singles by Pete Rose and Bobby Tolan to put the Reds in the lead...Milt Wilcox picked up the victory in relief of Tony Cloninger.

Cincinnati Batting							
Player	AVG	G	AB	R	H	HR	RBI
Bench	.222	3	9	2	2	1	1
Bravo	.000	1	1	0	0	0	0
Carbo	.000	2	6	0	0	0	0
Cline	1.000	2	1	2	1	0	0
Concepcion	.000	3	0	0	0	0	0
Helms	.273	3	11	0	3	0	0
May	.167	3	12	0	2	0	2
McRae	.000	2	4	0	0	0	0
Perez	.333	3	12	1	4	1	2
Rose	.231	3	13	1	3	0	1
Stewart	.000	1	2	0	0	0	0
Tolan	.417	3	12	3	5	1	2
Woodward	.100	3	10	0	1	0	0

	1	2	3	4	5	6	7	8	9	R	H	E	Attendance
Pit	1	0	0	0	1	0	0	0	0	2	10	0	40,538
Cin	2	0	0	0	0	0	0	1	x	3	5	0	

WP - Wilcox (1-0), LP - Moose (0-1), Save - Gullett (2)
HR - Perez, Bench

Cincinnati Pitching							
Player	W-L	ERA	G	SV	IP	H	ER
Carroll	0-0	0.00	2	1	1.1	2	0
Cloninger	0-0	5.40	1	0	5.0	7	2
Granger	0-0	0.00	1	0	0.2	1	0
Gullett	0-0	0.00	2	2	3.2	1	0
Merritt	1-0	1.69	1	0	5.1	3	1
Nolan	1-0	0.00	1	0	9.0	8	0
Wilcox	1-0	0.00	1	0	3.0	1	0

NL West Standings

Cincinnati	102	60	.630	-
Los Angeles	87	74	.540	14.5
San Francisco	86	76	.531	16.0
Houston	79	83	.488	23.0
Atlanta	76	86	.469	26.0
San Diego	63	99	.389	39.0




1970 WORLD SERIES
BALTIMORE ORIOLAS 4, CINCINNATI REDS 1
Game 1 @ CIN (Riverfront Stadium) - Orioles 4, Reds 3

Oct. 10 - Boog Powell hit a 2-run homer and Ellie Hendricks and Brooks Robinson added solo shots as the Orioles overcame an early 3-0 deficit... Jim Palmer pitched 8.2 innings, allowing just 3 runs on 5 hits.

	1	2	3	4	5	6	7	8	9	R	H	E	Attendance
Bal	0	0	0	2	1	0	1	0	0	4	7	2	51,531
Cin	1	0	2	0	0	0	0	0	0	3	5	0	

WP - Palmer (1-0), **LP** - Nolan (0-1), **Save** - Richert (1)
HR - Powell, B. Robinson, Hendricks, May

Game 2 @ CIN (Riverfront Stadium) - Orioles 6, Reds 5

Oct. 11 - For the second straight game the Reds jumped out to a 3-0 lead but could not hold on...the Orioles scored 5 runs in the fifth inning... Boog Powell blasted his second homer of the series and Ellie Hendricks added a 2-run double.

	1	2	3	4	5	6	7	8	9	R	H	E	Attendance
Bal	0	0	0	1	5	0	0	0	0	6	10	2	51,531
Cin	3	0	1	0	0	1	0	0	0	5	7	0	

WP - Phoebus (1-0), **LP** - Wilcox (0-1), **Save** - Hall (1)
HR - Powell, Tolan, Bench

Game 3 @ BAL (Memorial Stadium) - Orioles 9, Reds 3

Oct. 13 - Dave McNally went the distance for the O's and hit a grand slam in the sixth inning...Brooks Robinson made 2 great defensive plays.

	1	2	3	4	5	6	7	8	9	R	H	E	Attendance
Cin	0	1	0	0	0	0	2	0	0	3	9	0	51,773
Bal	2	0	1	0	1	4	1	0	x	9	10	1	

WP - McNally (1-0), **LP** - Cloninger (0-1), **Save** - None
HR - Buford, F. Robinson, McNally

Game 4 @ BAL (Memorial Stadium) - Reds 6, Orioles 5

Oct. 14 - Lee May's clutch 3-run homer in the eighth inning sent the Reds to their only victory of the Series and snapped the Orioles' 17-game winning streak...Clay Carroll picked up the victory in relief.

	1	2	3	4	5	6	7	8	9	R	H	E	Attendance
Cin	0	1	1	0	1	0	0	3	0	6	8	3	53,007
Bal	0	1	3	0	0	1	0	0	0	5	8	0	

WP - Carroll (1-0), **LP** - Watt (0-1), **Save** - None
HR - Rose, May, B. Robinson

Game 5 @ BAL (Memorial Stadium) - Orioles 9, Reds 3

Oct. 15 - The Orioles overcame a 3-run deficit for the third time in the Series and coasted to a 9-3 win and a World Series championship...Baltimore's Frank Robinson and Merv Rettenmund each homered and drove in 2 runs...pitcher Mike Cuellar allowed only 2 hits after the first inning.

	1	2	3	4	5	6	7	8	9	R	H	E	Attendance
Cin	3	0	0	0	0	0	0	0	0	3	6	0	45,341
Bal	2	2	2	0	1	0	0	2	x	9	15	0	

WP - Cuellar (1-0), **LP** - Merritt (0-1), **Save** - None
HR - F. Robinson, Rettenmund

Baltimore Batting							
Player	AVG	G	AB	R	H	HR	RBI
Belanger	.105	5	19	0	2	0	1
Blair	.474	5	19	5	9	0	3
Buford	.267	4	15	3	4	1	1
Etchebarren	.143	2	7	1	1	0	0
Hendricks	.364	3	11	1	4	1	4
Johnson	.313	5	16	2	5	0	2
Powell	.294	5	17	6	5	2	5
Rettenmund	.400	2	5	2	2	1	2
BRobinson	.429	5	21	5	9	2	6
FRobinson	.273	5	22	5	6	2	4
Salmon	1.000	1	1	1	1	0	0

Baltimore Pitching							
Player	W-L	ERA	G	SV	IP	H	ER
Cuellar	1-0	3.18	2	0	11.1	10	4
Drabosky	0-0	2.70	2	0	3.1	2	1
Hall	0-0	0.00	1	1	2.1	0	0
Lopez	0-0	0.00	1	0	0.1	0	0
McNally	1-0	3.00	1	0	9.0	9	3
Palmer	1-0	4.60	2	0	15.2	11	8
Phoebus	1-0	0.00	1	0	1.2	1	0
Richert	0-0	0.00	1	1	0.1	0	0
Watt	0-1	9.00	1	0	1.0	2	1

Cincinnati Batting							
Player	AVG	G	AB	R	H	HR	RBI
Bench	.211	5	19	3	4	1	3
Bravo	.000	4	2	0	0	0	0
Carbo	.000	4	8	0	0	0	0
Chaney	.000	3	1	0	0	0	0
Cline	.333	3	3	0	1	0	0
Concepcion	.333	3	9	0	3	0	3
Corrales	.000	1	1	0	0	0	0
Helms	.222	5	18	1	4	0	0
May	.389	5	18	6	7	2	8
McRae	.455	3	11	1	5	0	3
Perez	.056	5	18	2	1	0	0
Rose	.250	5	20	2	5	1	2
Stewart	.000	2	2	0	0	0	0
Tolan	.211	5	19	5	4	1	1
Woodward	.200	4	5	0	1	0	0

Cincinnati Pitching							
Player	W-L	ERA	G	SV	IP	H	ER
Carroll	1-0	0.00	4	0	9.0	5	0
Cloninger	0-1	7.36	2	0	7.1	10	6
Granger	0-0	33.75	2	0	1.1	7	5
Gullett	0-0	1.35	3	0	6.2	5	1
McGlothlin	0-0	8.31	1	0	4.1	6	4
Merritt	0-1	21.60	1	0	1.2	3	4
Nolan	0-1	7.71	2	0	9.1	9	8
Washburn	0-0	13.50	1	0	1.1	2	2
Wilcox	0-1	9.00	2	0	2.0	3	2



1972 NLCS

CINCINNATI REDS 3, PITTSBURGH PIRATES 2

Game 1 @ PIT (Three Rivers Stadium) - Pirates 5, Reds 1

Oct. 7 - Joe Morgan hit a solo homer off Steve Blass in the first inning, but the Pirates came up with 3 runs in their half of the first and coasted to a 5-1 win.

	1	2	3	4	5	6	7	8	9	R	H	E	Attendance
Cin	1	0	0	0	0	0	0	0	0	1	8	0	50,476
Pit	3	0	0	0	2	0	0	0	x	5	6	0	

WP - Blass (1-0), LP - Gullett (0-1), Save - Hernandez (1)
HR - Morgan, Oliver

Game 2 @ PIT (Three Rivers Stadium) - Reds 5, Pirates 3

Oct. 8 - Pirates starter Bob Moose failed to retire a batter as the Reds led off the game with 5 straight hits en route to a 4-run first inning.

	1	2	3	4	5	6	7	8	9	R	H	E	Attendance
Cin	4	0	0	0	0	0	1	0	0	5	8	1	50,584
Pit	0	0	0	1	1	1	0	0	0	3	7	1	

WP - Hall (1-0), LP - Moose (0-1), Save - None
HR - Morgan

Game 3 @ CIN (Riverfront Stadium) - Pirates 3, Reds 2

Oct. 9 - Manny Sanguillen homered for the first Pittsburgh run, then drove in the tie-breaking run in the eighth inning.

	1	2	3	4	5	6	7	8	9	R	H	E	Attendance
Pit	0	0	0	0	1	0	1	1	0	3	7	0	52,420
Cin	0	0	2	0	0	0	0	0	0	2	8	1	

WP - Kison (1-0), LP - Carroll (0-1), Save - Giusti (1)
HR - Sanguillen

Game 4 @ CIN (Riverfront Stadium) - Reds 7, Pirates 1

Oct. 10 - Starter Ross Grimsley shut down the Pirates in a complete-game effort, allowing the Bucs just 1 run on 2 hits.

	1	2	3	4	5	6	7	8	9	R	H	E	Attendance
Pit	0	0	0	0	0	0	1	0	0	1	2	3	39,447
Cin	1	0	0	2	0	2	2	0	x	7	11	1	

WP - Grimsley (1-0), LP - Ellis (0-1), Save - None
HR - Clemente

Game 5 @ CIN (Riverfront Stadium) - Reds 4, Pirates 3

Oct. 11 - With the Bucs leading 3-2 in the bottom of the ninth inning, Johnny Bench belted a solo homer off Dave Giusti to tie the game at 3-3... Tony Perez and Denis Menke followed with singles, chasing Giusti from the game... with Bob Moose on the mound and George Foster at third base pinch-running for Perez, Moose uncorked a wild pitch that scored Foster with the winning run.

	1	2	3	4	5	6	7	8	9	R	H	E	Attendance
Pit	0	2	0	1	0	0	0	0	0	3	8	0	41,887
Cin	0	0	1	0	1	0	0	0	2	4	7	1	

WP - Carroll (1-1), LP - Giusti (0-1), Save - None
HR - Bench, Geronimo

Pittsburgh Batting

Player	AVG	G	AB	R	H	HR	RBI
Alley	.000	5	16	1	0	0	0
Cash	.211	5	19	0	4	0	0
Clemente	.235	5	17	1	4	1	2
Clines	.000	3	2	1	0	0	0
Davalillo	.000	1	0	0	0	0	0
Hebner	.188	5	16	2	3	0	1
May	.500	1	2	0	1	0	1
Mazeroski	.500	2	2	0	1	0	0
Oliver	.250	5	20	3	5	1	3
Robertson	.000	4	0	0	0	0	0
Sanguillen	.313	5	16	4	5	1	2
Stargell	.063	5	16	1	1	0	1
Stennett	.286	5	21	2	6	0	1

Pittsburgh Pitching

Player	W-L	ERA	G	SV	IP	H	ER
Blass	1-0	1.72	2	0	15.2	12	3
Briles	0-0	3.00	1	0	6.0	6	2
Ellis	0-1	0.00	1	0	5.0	5	0
Giusti	0-1	6.75	3	1	2.2	5	2
Hernandez	0-0	2.70	3	1	3.1	1	1
Johnson	0-0	3.00	2	0	6.0	4	2
Kison	1-0	0.00	2	0	2.1	1	0
Miller	0-0	0.00	1	0	1.0	0	0
Moose	0-1	54.00	1	0	1.0	3	2
Walker	0-0	18.00	1	0	1.0	3	2

Cincinnati Batting


Player	AVG	G	AB	R	H	HR	RBI
Bench	.333	5	18	3	6	1	2
Chaney	.188	5	16	3	3	0	1
Concepcion	.000	3	2	0	0	0	0
Foster	.000	1	0	1	0	0	0
Geronimo	.100	5	20	2	2	1	1
Hague	.000	3	1	0	0	0	0
McRae	.000	1	0	0	0	0	0
Menke	.250	5	16	1	4	0	0
Morgan	.263	5	19	5	5	2	3
Perez	.200	5	20	0	4	0	2
Rose	.450	5	20	1	9	0	2
Tolan	.238	5	21	3	5	0	4
Uhlender	.500	2	2	0	1	0	0

Cincinnati Pitching

Player	W-L	ERA	G	SV	IP	H	ER
Billingham	0-0	3.86	1	0	4.2	5	2
Borbon	0-0	2.08	3	0	4.1	2	1
Carroll	1-1	3.38	2	0	2.2	2	1
Grimsley	1-0	1.00	1	0	9.0	2	1
Gullett	0-1	8.00	2	0	9.0	12	8
Hall	1-0	1.23	2	0	7.1	3	1
McGlothin	0-0	0.00	1	0	1.0	0	0
Nolan	0-0	1.50	1	0	6.0	4	1

NL West Standings

Cincinnati	95	59	.617	-
Houston	84	69	.549	10.5
Los Angeles	85	70	.548	10.5
Atlanta	70	84	.455	25.0
San Francisco	69	86	.445	26.5
San Diego	58	95	.379	36.5


1972 WORLD SERIES
OAKLAND A'S 4, CINCINNATI REDS 3
Game 1 @ CIN (Riverfront Stadium) - A's 3, Reds 2

Oct. 14 - Gene Tenace became the first player in history to homer in each of his first 2 World Series at bats.

	1	2	3	4	5	6	7	8	9	R	H	E	Attendance
Oak	0	2	0	0	1	0	0	0	0	3	4	0	52,918
Cin	0	1	0	1	0	0	0	0	0	2	7	0	

WP - Holtzman (1-0), LP - Nolan (0-1), Save - Blue (1)
HR - Tenace 2

Game 2 @ CIN (Riverfront Stadium) - A's 2, Reds 1

Oct. 15 - Hal McRae cut Cincinnati's deficit in half with a 2-out RBI single in the bottom of the ninth inning, but Rollie Fingers entered the game for a 1-out save.

	1	2	3	4	5	6	7	8	9	R	H	E	Attendance
Oak	0	1	1	0	0	0	0	0	0	2	9	2	53,224
Cin	0	0	0	0	0	0	0	0	1	1	6	0	

WP - Hunter (1-0), LP - Grimsley (0-1), Save - Fingers (1)
HR - Rudi

Game 3 @ OAK (Oakland-Alameda County Coliseum) - Reds 1, A's 0

Oct. 17 - Cesar Geronimo finally broke a 0-0 tie when his single in the top of the seventh inning scored Tony Perez.

	1	2	3	4	5	6	7	8	9	R	H	E	Attendance
Cin	0	0	0	0	0	0	1	0	0	1	4	2	49,410
Oak	0	0	0	0	0	0	0	0	0	0	3	2	

WP - Billingham (1-0), LP - Odom (0-1), Save - Carroll (1)
HR - None

Game 4 @ OAK (Oakland-Alameda County Coliseum) - A's 3, Reds 2

Oct. 19 - The Reds lost their 2-1 lead in the bottom of the ninth inning when the A's strung together 4 consecutive 1-out singles.

	1	2	3	4	5	6	7	8	9	R	H	E	Attendance
Cin	0	0	0	0	0	0	0	2	0	2	7	1	49,410
Oak	0	0	0	0	1	0	0	0	2	3	10	1	

WP - Fingers (1-0), LP - Carroll (0-1), Save - None
HR - Tenace

Game 5 @ OAK (Oakland-Alameda County Coliseum) - Reds 5, A's 4

Oct. 20 - Bobby Tolan tied the game at 4-4 with an RBI single in the eighth inning and Pete Rose provided the winning hit in the ninth.

	1	2	3	4	5	6	7	8	9	R	H	E	Attendance
Cin	1	0	0	1	1	0	0	1	1	5	8	0	49,410
Oak	0	3	0	1	0	0	0	0	0	4	7	2	

WP - Grimsley (1-1), LP - Fingers (1-1), Save - Billingham (1)
HR - Rose, Menke, Tenace

Game 6 @ CIN (Riverfront Stadium) - Reds 8, A's 1

Oct. 21 - After the first 5 games were decided by a single run, the Reds used a 5-run seventh inning to earn the series' only lopsided victory.

	1	2	3	4	5	6	7	8	9	R	H	E	Attendance
Oak	0	0	0	0	1	0	0	0	0	1	7	1	52,737
Cin	0	0	0	1	1	5	0	x		8	10	0	

WP - Grimsley (2-1), LP - Blue (0-1), Save - Hall (1)
HR - Bench

Game 7 @ CIN (Riverfront Stadium) - A's 3, Reds 2

Oct. 22 - Four Oakland pitchers combined to scatter only 4 hits as the A's earned their first World Series title since 1930.

	1	2	3	4	5	6	7	8	9	R	H	E	Attendance
Oak	1	0	0	0	0	2	0	0	0	3	6	1	56,040
Cin	0	0	0	0	1	0	0	1	0	2	4	2	

WP - Hunter (2-0), LP - Borbon (0-1), Save - Fingers (2)
HR - None

Oakland Batting

Player	AVG	G	AB	R	H	HR	RBI
Alou	.042	7	24	0	1	0	0
Bando	.269	7	26	2	7	0	1
Campaneris	.179	7	28	1	5	0	0
Duncan	.200	3	5	0	1	0	0
Epstein	.000	6	16	1	0	0	0
Green	.333	7	18	0	6	0	1
Hegan	.200	6	5	0	1	0	0
Hendrick	.133	5	15	3	2	0	0
Kubiak	.333	4	3	0	1	0	0
Lewis	.000	6	0	2	0	0	0
Mangual	.300	4	10	1	3	0	1
Marquez	.600	5	5	0	3	0	1
Mincher	1.000	3	1	0	1	0	1
Rudi	.240	7	25	1	6	1	1
Tenace	.348	7	23	5	8	4	9

Oakland Pitching

Player	W-L	ERA	G	SV	IP	H	ER
Blue	0-1	4.15	4	1	8.2	8	4
Fingers	1-1	1.74	6	2	10.1	4	2
Hamilton	0-0	6.75	2	0	1.1	2	1
Holtzman	1-0	2.13	3	0	12.2	11	3
Horlen	0-0	27.00	1	0	1.1	3	4
Hunter	2-0	2.81	3	0	16.0	12	5
Locker	0-0	0.00	1	0	0.1	1	0
Odom	0-1	1.59	2	0	11.1	5	2

Cincinnati Batting

Player	AVG	G	AB	R	H	HR	RBI
Bench	.261	7	23	4	6	1	1
Chaney	.000	4	7	0	0	0	0
Concepcion	.308	6	13	2	4	0	2
Foster	.000	2	0	0	0	0	0
Geronimo	.158	7	19	1	3	0	3
Hague	.000	3	3	0	0	0	0
Javier	.000	4	2	0	0	0	0
McRae	.444	5	9	1	4	0	2
Menke	.083	7	24	1	2	1	2
Morgan	.125	7	24	4	3	0	1
Perez	.435	7	23	3	10	0	2
Rose	.214	7	28	3	6	1	2
Tolan	.269	7	26	2	7	0	6

Cincinnati Pitching

Player	W-L	ERA	G	SV	IP	H	ER
Billingham	1-0	0.00	3	1	13.2	6	0
Borbon	0-1	3.86	6	0	7.0	7	3
Carroll	0-1	1.59	5	1	5.2	6	1
Grimsley	2-1	2.57	4	0	7.0	7	2
Gullett	0-0	1.29	1	0	7.0	5	1
Hall	0-0	0.00	4	1	8.1	6	0
McGlothlin	0-0	12.00	1	0	3.0	2	4
Nolan	0-1	3.38	2	0	10.2	7	4



1973 NLCS

NEW YORK METS 3, CINCINNATI REDS 2

Game 1 @ CIN (Riverfront Stadium) - Reds 2, Mets 1

Oct. 6 - Tom Seaver set a league playoff record by striking out 13 Reds, but after 7 scoreless innings he allowed a solo homer to Pete Rose in the eighth inning and another solo blast to Johnny Bench in the ninth.

New York Batting							
Player	AVG	G	AB	R	H	HR	RBI
Boswell	.000	1	1	0	0	0	0
Garrett	.087	5	23	1	2	0	1
Grote	.211	5	19	2	4	0	2
Hahn	.235	5	17	2	4	0	1
Harrelson	.167	5	18	1	3	0	2
Jones	.300	5	20	3	6	0	3
Kranepool	.500	1	2	0	1	0	2
Mays	.333	1	3	1	1	0	1
Millan	.316	5	19	5	6	0	2
Milner	.176	5	17	2	3	0	1
Staub	.200	4	15	4	3	3	5

	1	2	3	4	5	6	7	8	9	R	H	E	Attendance
NYM	0	1	0	0	0	0	0	0	0	1	3	0	53,431
Cin	0	0	0	0	0	0	0	1	1	2	6	0	

WP - Borbon (1-0), LP - Seaver (0-1), Save - None
HR - Rose, Bench

Game 2 @ CIN (Riverfront Stadium) - Mets 5, Reds 0

Oct. 7 - Jon Matlack pitched a 2-hitter and struck out 9 batters as the Reds were blanked for the first time in NLCS play.

New York Pitching							
Player	W-L	ERA	G	SV	IP	H	ER
Koosman	1-0	2.00	1	0	9.0	8	2
Matlack	1-0	0.00	1	0	9.0	2	0
McGraw	0-0	0.00	2	1	5.0	4	0
Parker	0-1	9.00	1	0	1.0	1	1
Seaver	1-1	1.62	2	0	16.2	13	3
Stone	0-0	1.35	1	0	6.2	3	1

	1	2	3	4	5	6	7	8	9	R	H	E	Attendance
NYM	0	0	0	1	0	0	0	4	5	7	7	0	54,041
Cin	0	0	0	0	0	0	0	0	0	2	2	0	

WP - Matlack (1-0), LP - Gullett (0-1), Save - None
HR - Staub

Game 3 @ NYM (Shea Stadium) - Mets 9, Reds 2

Oct. 8 - Rusty Staub homered in his first 2 times at the plate to lead starter Jerry Koosman to an easy 9-2 victory...twice the game was marred by bench-clearing brawls, triggered when Pete Rose slid into Bud Harrelson at second base in the fifth inning.

Cincinnati Batting							
Player	AVG	G	AB	R	H	HR	RBI
Armbrister	.167	3	6	0	1	0	0
Bench	.263	5	19	1	5	1	1
Chaney	.000	5	9	0	0	0	0
Crosby	.500	2	2	0	1	0	0
Driessen	.167	4	12	0	2	0	1
Gagliano	.000	3	3	0	0	0	0
Geronimo	.067	4	15	0	1	0	0
Griffey	.143	3	7	0	1	0	0
King	.500	3	2	0	1	0	0
Kosco	.300	3	10	0	3	0	0
Menke	.222	3	9	1	2	1	1
Morgan	.100	5	20	1	2	0	1
Perez	.091	5	22	1	2	1	2
Rose	.381	5	21	3	8	2	2
Stahl	.500	4	4	1	2	0	0

	1	2	3	4	5	6	7	8	9	R	H	E	Attendance
Cin	0	0	2	0	0	0	0	0	0	2	8	1	53,967
NYM	1	5	1	2	0	0	0	0	x	9	11	1	

WP - Koosman (1-0), LP - Grimsley (0-1), Save - None
HR - Menke, Staub 2

Game 4 @ NYM (Shea Stadium) - Reds 2, Mets 1 (12)

Oct. 9 - Tony Perez tied the game at 1-1 in the seventh with his first homer of the NLCS...Pete Rose hit a home run off Harry Parker in the 12th inning.

Cincinnati Pitching							
Player	W-L	ERA	G	SV	IP	H	ER
Billingham	0-1	4.50	2	0	12.0	9	6
Borbon	1-0	0.00	4	1	4.2	3	0
Carroll	1-0	1.29	3	0	7.0	5	1
Grimsley	0-1	12.27	2	0	3.2	7	5
Gullett	0-1	2.00	3	0	9.0	4	2
Hall	0-0	67.50	3	0	0.2	3	5
Nelson	0-0	0.00	1	0	2.1	0	0
Norman	0-0	1.80	1	0	5.0	1	1
Tomlin	0-0	16.20	1	0	1.2	5	3

	1	2	3	4	5	6	7	8	9	10	11	12	R	H	E	Attendance	
Cin	0	0	0	0	0	1	0	0	0	1	2	8	0	2	8	0	50,786
NYM	0	0	1	0	0	0	0	0	0	0	0	0	1	3	1		

WP - Carroll (1-0), LP - Parker (0-1), Save - Borbon (1)
HR - Rose, Perez

Game 5 @ NYM (Shea Stadium) - Mets 7, Reds 2

Oct. 10 - The Mets broke the game open with a 4-run fifth inning en route to their second pennant.

	1	2	3	4	5	6	7	8	9	R	H	E	Attendance
Cin	0	0	1	0	1	0	0	0	0	2	7	1	50,323
NYM	2	0	0	0	4	1	0	0	x	7	13	1	

WP - Seaver (1-1), LP - Billingham (0-1), Save - None
HR - None

NL West Standings

Cincinnati	99	63	.611	-
Los Angeles	95	66	.590	3.5
San Francisco	88	74	.543	11.0
Houston	82	80	.506	17.0
Atlanta	76	85	.472	22.5
San Diego	60	102	.370	39.0



1975 NLCS

CINCINNATI REDS 3, PITTSBURGH PIRATES 0

Game 1 @ CIN (Riverfront Stadium) - Reds 8, Pirates 3

Oct. 4 - Don Gullett held the Pirates to just 3 runs on 8 hits in 9 innings and helped his own cause with a homer, single and 3 RBI.

	1	2	3	4	5	6	7	8	9	R	H	E	Attendance
Pit	0	2	0	0	0	0	0	0	1	3	8	0	54,633
Cin	0	1	3	0	4	0	0	0	x	8	11	0	

WP - Gullett (1-0), LP - Reuss (0-1), Save - None
HR - Gullett

Game 2 @ CIN (Riverfront Stadium) - Reds 6, Pirates 1

Oct. 5 - Tony Perez drove in 3 runs with a 2-run homer and RBI-single and Fred Norman tossed 6 innings of 4-hit, 1-run ball...Reds base runners stole 7 bases to establish a League Championship Series record.

	1	2	3	4	5	6	7	8	9	R	H	E	Attendance
Pit	0	0	0	1	0	0	0	0	0	1	3	8	54,752
Cin	2	0	0	2	0	1	0	x		6	12	1	

WP - Norman (1-0), LP - Rooker (0-1), Save - Eastwick (1)
HR - Perez

Game 3 @ PIT (Three Rivers Stadium) - Reds 5, Pirates 3 (10)

Oct. 7 - The Reds took a 3-2 lead in the eighth inning on a Pete Rose 2-run homer only to see the Pirates tie the game in the ninth when Reds hurler Rawly Eastwick walked in the tying run with 2 out and the bases loaded...in the 10th, the Reds scored 2 runs to take the series and ruin the 14-strikeout performance of rookie John Candelaria.

	1	2	3	4	5	6	7	8	9	10	R	H	E	Attendance
Cin	0	1	0	0	0	0	0	2	0	2	5	6	0	46,355
Pit	0	0	0	0	0	2	0	0	1	0	3	7	2	

WP - Eastwick (1-0), LP - Hernandez (0-1), Save - Borbon (1)
HR - Rose, Concepcion, Oliver

Pittsburgh Batting

Player	AVG	G	AB	R	H	HR	RBI
Dyer	.000	1	0	0	0	0	1
Hebner	.333	3	12	2	4	0	2
Kirkpatrick	.000	2	2	0	0	0	0
Oliver	.182	3	11	1	2	1	2
Parker	.000	3	10	2	0	0	0
Randolph	.000	2	2	1	0	0	0
Reynolds	.000	2	1	0	0	0	0
Robertson	.500	3	2	0	1	0	1
Robinson	.000	2	2	0	0	0	0
Sanguillen	.167	3	12	0	2	0	0
Stargell	.182	3	11	1	2	0	0
Stennett	.214	3	14	0	3	0	0
Taveras	.143	3	7	0	1	0	1
Zisk	.500	3	10	0	5	0	0

Pittsburgh Pitching

Player	W-L	ERA	G	SV	IP	H	ER
Brett	0-0	0.00	2	0	2.1	1	0
Candelaria	0-0	3.52	1	0	7.2	3	3
Demery	0-0	18.00	1	0	2.0	4	4
Ellis	0-0	0.00	1	0	2.0	2	0
Giusti	0-0	0.00	1	0	1.1	0	0
Hernandez	0-1	27.00	1	0	0.2	3	2
Kison	0-0	4.50	1	0	2.0	2	1
Reuss	0-1	13.50	1	0	2.2	4	4
Rooker	0-1	9.00	1	0	4.0	7	4
Tekulve	0-0	6.75	2	0	1.1	3	1

Cincinnati Batting

Player	AVG	G	AB	R	H	HR	RBI
Armbrister	.000	2	0	0	0	0	1
Bench	.077	3	13	1	1	0	0
Concepcion	.455	3	11	2	5	1	1
Crowley	.000	1	0	0	0	0	0
Foster	.364	3	11	3	4	0	0
Geronimo	.000	3	10	0	0	0	1
Griffey	.333	3	12	4	4	0	4
Morgan	.273	3	11	2	3	0	1
Perez	.417	3	12	3	5	1	4
Rettenmund	.000	2	1	0	0	0	0
Rose	.357	3	14	3	5	1	2

Cincinnati Pitching

Player	W-L	ERA	G	SV	IP	H	ER
Borbon	0-0	0.00	1	1	1.0	0	0
Carroll	0-0	0.00	1	0	1.0	0	0
Eastwick	1-0	0.00	2	1	3.2	2	0
Gullett	1-0	3.00	1	0	9.0	8	3
McEnaney	0-0	6.75	1	0	1.1	1	1
Nolan	0-0	3.00	1	0	6.0	5	2
Norman	1-0	1.50	1	0	6.0	4	1

NL West Standings

Cincinnati	108	54	.667	-
Los Angeles	88	74	.543	20.0
San Francisco	80	81	.497	27.5
San Diego	71	91	.438	37.0
Atlanta	67	94	.416	40.5
Houston	64	97	.398	43.5





1975 WORLD SERIES

CINCINNATI REDS 4, BOSTON RED SOX 3

Game 1 @ BOS (Fenway Park) - Red Sox 6, Reds 0

Oct. 10 - Luis Tiant tossed a 5-hitter.

	1	2	3	4	5	6	7	8	9	R	H	E	Attendance
Cin	0	0	0	0	0	0	0	0	0	0	5	0	35,205
Bos	0	0	0	0	0	6	0	x	6	12	0		

WP - Tiant (1-0), LP - Gullett (0-1), Save - None

HR - None

Game 2 @ BOS (Fenway Park) - Reds 3, Red Sox 2

Oct. 11 - A pair of RBI singles in the ninth inning led the Reds' comeback.

	1	2	3	4	5	6	7	8	9	R	H	E	Attendance
Cin	0	0	0	1	0	0	0	0	2	3	7	1	35,205
Bos	1	0	0	0	1	0	0	0	0	2	7	0	

WP - Eastwick (1-0), LP - Drago (0-1), Save - None

HR - None

Game 3 @ CIN (Riverfront Stadium) - Reds 6, Red Sox 5 (10)

Oct. 14 - In the 10th, Ed Armbrister and Carlton Fisk collided on a bunt.

	1	2	3	4	5	6	7	8	9	10	R	H	E	Attendance
Bos	0	1	0	0	1	1	0	2	0	5	10	2		55,392
Cin	0	0	0	2	0	0	0	0	1	6	7	0		

WP - Eastwick (2-0), LP - Willoughby (0-1), Save - None

HR - Fisk, Evans, Bench, Concepcion, Geronimo, Carbo

Game 4 @ CIN (Riverfront Stadium) - Red Sox 5, Reds 4

Oct. 15 - Luis Tiant pitched his second complete game of the series.

	1	2	3	4	5	6	7	8	9	R	H	E	Attendance
Bos	0	0	0	5	0	0	0	0	0	5	11	1	55,667
Cin	2	0	0	2	0	0	0	0	0	4	9	1	

WP - Tiant (2-0), LP - Norman (0-1), Save - None

HR - None

Game 5 @ CIN (Riverfront Stadium) - Reds 6, Red Sox 2

Oct. 16 - Tony Perez's 3-run homer in the sixth sparked the Reds' offense.

	1	2	3	4	5	6	7	8	9	R	H	E	Attendance
Bos	1	0	0	0	0	0	0	1	2	5	0		56,393
Cin	0	0	0	1	1	3	0	1	x	6	8	0	

WP - Gullett (1-1), LP - Cleveland (0-1), Save - Eastwick (1)

HR - Perez 2

Game 6 @ BOS (Fenway Park) - Red Sox 7, Reds 6 (12)

Oct. 21 - In the 12th, Carlton Fisk homered off the left field foul pole.

	1	2	3	4	5	6	7	8	9	10	11	12	R	H	E	Attendance
Cin	0	0	0	0	3	0	2	1	0	0	0	0	6	14	0	35,205
Bos	3	0	0	0	0	0	0	3	0	0	1	7	10	1		

WP - Wise (1-0), LP - Darcy (0-1), Save - None

HR - Geronimo, Fisk, Lynn, Carbo

Game 7 @ BOS (Fenway Park) - Reds 4, Red Sox 3

Oct. 22 - Joe Morgan's ninth-inning single with 2 outs gave the Reds their first World Series title since 1940.

	1	2	3	4	5	6	7	8	9	R	H	E	Attendance
Cin	0	0	0	0	2	1	0	1	4	9	0		35,205
Bos	0	0	3	0	0	0	0	0	3	5	2		

WP - Carroll (1-0), LP - Burton (0-1), Save - McEnaney (1)

HR - Perez

Boston Batting							
Player	AVG	G	AB	R	H	HR	RBI
Beniquez	.125	3	8	0	1	0	1
Burleson	.292	7	24	1	7	0	2
Carbo	.429	4	7	3	3	2	4
Cooper	.053	5	19	0	1	0	1
Doyle	.267	7	30	8	1	0	0
Evans	.292	7	24	3	7	1	5
Fisk	.240	7	25	5	6	2	4
Griffin	.000	1	1	0	0	0	0
Lynn	.280	7	25	3	7	1	5
Miller	.000	3	2	0	0	0	0
Montgomery	.000	1	1	0	0	0	0
Petrocelli	.308	7	26	3	8	0	4
Yastrzemski	.310	7	29	7	9	0	4

Boston Pitching							
Player	W-L	ERA	G	SV	IP	H	ER
Burton	0-1	9.00	2	0	1.0	1	1
Cleveland	0-1	6.75	3	0	6.2	7	5
Drago	0-1	2.25	2	0	4.0	3	1
Lee	0-0	3.14	2	0	14.1	12	5
Moret	0-0	0.00	2	0	1.2	2	0
Pole	0-0	-	1	0	0.0	0	1
Segui	0-0	0.00	1	0	1.0	0	0
Tiant	2-0	3.60	3	0	25.0	25	10
Willoughby	0-1	0.00	3	0	6.1	3	0
Wise	1-0	8.44	2	0	5.1	6	5

Cincinnati Batting							
Player	AVG	G	AB	R	H	HR	RBI
Armbrister	.000	4	1	1	0	0	0
Bench	.207	7	29	5	6	1	4
Chaney	.000	2	2	0	0	0	0
Concepcion	.179	7	28	3	5	1	4
Crowley	.500	2	2	0	1	0	0
Driessen	.000	2	2	0	0	0	0
Foster	.276	7	29	1	8	0	2
Geronimo	.280	7	25	3	7	2	3
Grieffy	.269	7	26	4	7	0	4
Morgan	.259	7	27	4	7	0	3
Perez	.179	7	28	4	5	3	7
Rettenmund	.000	3	3	0	0	0	0
Rose	.370	7	27	3	10	0	2

Cincinnati Pitching							
Player	W-L	ERA	G	SV	IP	H	ER
Billingham	0-0	1.00	3	0	9.0	8	1
Borbon	0-0	6.00	3	0	3.0	3	2
Carroll	1-0	3.18	5	0	5.2	4	2
Darcy	0-1	4.50	2	0	4.0	3	2
Eastwick	2-0	2.25	5	1	8.0	6	2
Gullett	1-1	4.34	3	0	18.2	19	9
McEnaney	0-0	2.70	5	1	6.2	3	2
Nolan	0-0	6.00	2	0	6.0	6	4
Norman	0-1	9.00	2	0	4.0	8	4

Pete Rose - World Series MVP											
POS	G	AB	H	2B	3B	HR	R	RBI	AVG	OBP	SLG
3B g1	4	0	0	0	0	0	0	0	.000	.000	.000
3B g2	4	2	0	0	0	0	0	0	.500	.500	.500
3B g3	4	1	0	1	0	1	0	1	.250	.400	.750
3B g4	3	1	0	0	0	1	0	1	.333	.600	.333
3B g5	3	2	1	0	0	0	1	1	.667	.750	1.000
3B g6	5	2	0	0	0	1	0	1	.400	.500	.400
3B g7	4	2	0	0	0	0	1	1	.500	.500	.500
-	7	27	10	1	1	0	3	2	.370	.485	.481

POSTSEASON


1976 NLCS
CINCINNATI REDS 3, PHILADELPHIA PHILLIES 0
Game 1 @ PHI (Veterans Stadium) - Reds 6, Phillies 3

Oct. 9 - George Foster homered...Pete Rose had 2 doubles, a triple and an RBI...Don Gullett allowed 2 hits in 8 innings.

	1	2	3	4	5	6	7	8	9	R	H	E	Attendance
Cin	0	0	1	0	0	2	0	3	0	6	10	0	62,640
Phi	1	0	0	0	0	0	0	0	2	3	6	1	

WP - Gullett (1-0), **LP** - Carlton (0-1), **Save** - None
HR - Foster

Game 2 @ PHI (Veterans Stadium) - Reds 6, Phillies 2

Oct. 10 - Pete Rose had 2 more hits...Ken Griffey added 2 hits and an RBI...Pedro Borbon earned a save by tossing 4 scoreless innings in relief of starter Pat Zachry.

	1	2	3	4	5	6	7	8	9	R	H	E	Attendance
Cin	0	0	0	0	0	4	2	0	0	6	6	0	62,651
Phi	0	1	0	0	1	0	0	0	0	2	10	1	

WP - Zachry (1-0), **LP** - Lonborg (0-1), **Save** - Borbon (1)
HR - Luzinski

Game 3 @ CIN (Riverfront Stadium) - Reds 7, Phillies 6

Oct. 12 - Trailing 6-4 in the bottom of the ninth inning, the Reds rallied for 3 runs to earn their second straight NLCS sweep...George Foster and Johnny Bench delivered back-to-back home runs in the ninth to ignite the pennant-clinching rally.

	1	2	3	4	5	6	7	8	9	R	H	E	Attendance
Phi	0	0	0	1	0	0	2	2	1	6	11	0	55,047
Cin	0	0	0	0	0	0	4	0	3	7	9	2	

WP - Eastwick (1-0), **LP** - Garber (0-1), **Save** - None
HR - Foster, Bench

Philadelphia Batting							
Player	AVG	G	AB	R	H	HR	RBI
Allen	.222	3	9	1	2	0	0
Boone	.286	3	7	0	2	0	1
Bowa	.125	3	8	1	1	0	1
Brown	.000	1	2	0	0	0	0
Cash	.308	3	13	1	4	0	1
Harmon	.000	1	0	1	0	0	0
Johnstone	.778	3	9	1	7	0	2
Luzinski	.273	3	11	2	3	1	2
Maddox	.231	3	13	2	3	0	2
Martin	.000	1	1	1	0	0	0
McCarver	.000	2	4	0	0	0	0
Oates	.000	1	1	0	0	0	0
Schmidt	.308	3	13	1	4	0	2
Tolan	.000	3	2	0	0	0	0

Philadelphia Pitching							
Player	W-L	ERA	G	SV	IP	H	ER
Carlton	0-1	3.86	1	0	7.0	8	3
Garber	0-1	40.50	2	0	0.2	2	3
Kaat	0-0	3.00	1	0	6.0	2	2
Lonborg	0-1	1.69	1	0	5.1	2	1
McGraw	0-0	11.57	2	0	2.1	4	3
Reed	0-0	7.71	2	0	4.2	6	4
Underwood	0-0	0.00	1	0	0.1	1	0

Cincinnati Batting							
Player	AVG	G	AB	R	H	HR	RBI
Armbrister	.000	1	0	0	0	0	0
Bench	.333	3	12	3	4	1	1
Concepcion	.200	3	10	4	2	0	0
Driessen	.000	1	1	0	0	0	0
Flynn	.000	1	0	0	0	0	0
Foster	.167	3	12	2	2	2	4
Geronimo	.182	3	11	0	2	0	2
Griffey	.385	3	13	2	5	0	2
Lum	.000	1	1	0	0	0	0
Morgan	.000	3	7	2	0	0	0
Perez	.200	3	10	1	2	0	3
Rose	.429	3	14	3	6	0	2

Cincinnati Pitching							
Player	W-L	ERA	G	SV	IP	H	ER
Borbon	0-0	0.00	2	1	4.1	4	0
Eastwick	1-0	12.00	2	0	3.0	7	4
Gullett	1-0	1.13	1	0	8.0	2	1
Nolan	0-0	1.59	1	0	5.2	6	1
Sarmiento	0-0	18.00	1	0	1.0	2	2
Zachry	1-0	3.60	1	0	5.0	6	2


NL West Standings

Cincinnati	102	60	.630	-
Los Angeles	92	70	.568	10.0
Houston	80	82	.494	22.0
San Francisco	74	88	.457	28.0
San Diego	73	89	.451	29.0
Atlanta	70	92	.432	32.0



1976 WORLD SERIES

CINCINNATI REDS 4, NEW YORK YANKEES 0

Game 1 @ CIN (Riverfront Stadium) - Reds 5, Yankees 1

Oct. 16 - The Yankees returned to the World Series after a 12-year absence...Joe Morgan homered in the first inning, and Tony Perez led the Cincinnati offensive attack with 3 hits...Don Gullett allowed the Yankees just 1 run on 5 hits in 7.1 innings pitched.

	1	2	3	4	5	6	7	8	9	R	H	E	Attendance
NY Yankees	0	1	0	0	0	0	0	0	0	1	5	1	54,826
Cincinnati	1	0	1	0	0	1	2	0	x	5	10	1	

WP - Gullett (1-0), **LP** - Alexander (0-1), **Save** - None
HR - Morgan

Game 2 @ CIN (Riverfront Stadium) - Reds 4, Yankees 3

Oct. 17 - The Reds broke a 3-3 tie with 2 outs in the ninth inning when Fred Stanley threw Ken Griffey's grounder into the dugout for a 2-base error...Griffey then scored the game-winner on Tony Perez' single.

	1	2	3	4	5	6	7	8	9	R	H	E	Attendance
NY Yankees	0	0	0	1	0	0	2	0	0	3	9	1	54,816
Cincinnati	0	3	0	0	0	0	0	0	1	4	10	0	

WP - Billingham (1-0), **LP** - Hunter (0-1), **Save** - None
HR - None

Game 3 @ NYY (Yankee Stadium) - Reds 6, Yankees 2

Oct. 19 - Dan Driessen cracked 3 hits, including a homer, and pitchers Pat Zachry and Will McEnaney scattered 8 hits...the Reds jumped out to an early 3-0 lead in the second inning and never looked back.

	1	2	3	4	5	6	7	8	9	R	H	E	Attendance
Cincinnati	0	3	0	1	0	0	0	2	0	6	13	2	56,667
NY Yankees	0	0	0	1	0	0	1	0	0	2	8	0	

WP - Zachry (1-0), **LP** - Ellis (0-1), **Save** - McEnaney (1)
HR - Driessen, Mason

Game 4 @ NYY (Yankee Stadium) - Reds 7, Yankees 2

Oct. 21 - Johnny Bench drove in 5 runs with a pair of homers as the Reds completed a 4-game sweep of the Yankees to earn their second straight World Series championship...Bench ended the series with a .533 average...the Reds went 7-0 in the Postseason.

	1	2	3	4	5	6	7	8	9	R	H	E	Attendance
Cincinnati	0	0	0	3	0	0	0	0	4	7	9	2	56,700
NY Yankees	1	0	0	0	1	0	0	0	0	2	8	0	

WP - Nolan (1-0), **LP** - Figueroa (0-1), **Save** - McEnaney (2)
HR - Bench 2

New York Batting							
Player	AVG	G	AB	R	H	HR	RBI
Chambliss	.313	4	16	1	5	0	1
Gamble	.125	3	8	0	1	0	1
Hendricks	.000	2	2	0	0	0	0
Maddox	.200	2	5	0	1	0	0
Mason	1.000	3	1	1	1	1	1
May	.000	4	9	0	0	0	0
Munson	.529	4	17	2	9	0	2
Nettles	.250	4	12	0	3	0	2
Piniella	.333	4	9	1	3	0	0
Randolph	.071	4	14	1	1	0	0
Rivers	.167	4	18	1	3	0	0
Stanley	.167	4	6	1	1	0	1
Velez	.000	3	3	0	0	0	0
White	.133	4	15	0	2	0	0

New York Pitching							
Player	W-L	ERA	G	SV	IP	H	ER
Alexander	0-1	7.50	1	0	6.0	9	5
Ellis	0-1	10.80	1	0	3.1	7	4
Figueroa	0-1	5.63	1	0	8.0	6	5
Hunter	0-1	3.12	1	0	8.2	10	3
Jackson	0-0	4.91	1	0	3.2	4	2
Lyle	0-0	0.00	2	0	2.2	1	0
Tidrow	0-0	7.71	2	0	2.1	5	2

Cincinnati Batting							
Player	AVG	G	AB	R	H	HR	RBI
Bench	.533	4	15	4	8	2	6
Concepcion	.357	4	14	1	5	0	3
Driessen	.357	4	14	4	5	1	1
Foster	.429	4	14	3	6	0	4
Geronimo	.308	4	13	3	4	0	1
Griffey	.059	4	17	2	1	0	1
Morgan	.333	4	15	3	5	1	2
Perez	.313	4	16	1	5	0	2
Rose	.188	4	16	1	3	0	1

Cincinnati Pitching							
Player	W-L	ERA	G	SV	IP	H	ER
Billingham	1-0	0.00	1	0	2.2	0	0
Borbon	0-0	0.00	1	0	1.2	0	0
Gullett	1-0	1.23	1	0	7.1	5	1
McEnaney	0-0	0.00	2	2	4.2	2	0
Nolan	1-0	2.70	1	0	6.2	8	2
Norman	0-0	4.26	1	0	6.1	9	3
Zachry	1-0	2.70	1	0	6.2	6	2

Johnny Bench - World Series MVP

POS	G	AB	H	2B	3B	HR	R	RBI	AVG	OBP	SLG
C g1	3	2	0	1	0	1	1	1	.667	.667	1.333
C g2	4	2	1	0	0	1	0	.500	.500	.750	
C g3	4	2	0	0	0	0	0	.500	.500	.500	
C g4	4	2	0	0	2	2	5	.500	.500	2.000	
C	4	15	8	1	1	2	4	.533	.533	1.133	



1979 NLCS

PITTSBURGH PIRATES 3, CINCINNATI REDS 0

Game 1 @ CIN (Riverfront Stadium) - Pirates 5, Reds 2 (11)

Oct. 2 - Willie Stargell blasted a 3-run homer in the top of the 11th inning to break a 2-2 tie.

	1	2	3	4	5	6	7	8	9	10	11	R	H	E	Attendance
Pit	0	0	2	0	0	0	0	0	0	0	3	5	10	0	55,006
Cin	0	0	0	2	0	0	0	0	0	0	0	2	7	0	

WP - Jackson (1-0), LP - Hume (0-1), Save - Robinson (1)
HR - Stargell, Garner, Foster

Game 2 @ CIN (Riverfront Stadium) - Pirates 3, Reds 2 (10)

Oct. 3 - Singles by Omar Moreno and Dave Parker in the 10th inning broke a 2-2 tie...the Reds sent the game into extra innings in the ninth after scoring a run on back-to-back doubles by Hector Cruz and Dave Collins.

	1	2	3	4	5	6	7	8	9	10	R	H	E	Attendance
Pit	0	0	0	1	1	0	0	0	0	1	3	11	0	55,000
Cin	0	1	0	0	0	0	0	1	0	0	2	8	0	

WP - Robinson (1-0), LP - Bair (0-1), Save - None
HR - None

Game 3 @ PIT (Three Rivers Stadium) - Pirates 7, Reds 1

Oct. 5 - Bert Blyleven went the distance, scattering 8 hits while fanning 9 batters in the 7-1 pennant-clinching victory...Willie Stargell belted his second homer of the series as the Bucs completed the sweep.

	1	2	3	4	5	6	7	8	9	R	H	E	Attendance
Cin	0	0	0	0	0	1	0	0	0	1	8	1	42,240
Pit	1	1	2	2	0	0	0	1	x	7	7	0	

WP - Blyleven (1-0), LP - LaCross (0-1), Save - None
HR - Bench, Stargell, Madlock

Pittsburgh Batting

Player	AVG	G	AB	R	H	HR	RBI
Alexander	.000	1	0	1	0	0	0
Easler	.000	1	1	0	0	0	0
Foli	.333	3	12	1	4	0	3
Garner	.417	3	12	4	5	1	1
Madlock	.250	3	12	1	3	1	2
Milner	.000	3	9	0	0	0	0
Moreno	.250	3	12	3	3	0	0
Ott	.231	3	13	0	3	0	0
Parker	.333	3	12	2	4	0	2
Robinson	.000	3	3	0	0	0	0
Stargell	.455	3	11	2	5	2	6
Stennett	.000	1	0	0	0	0	0

Pittsburgh Pitching

Player	W-L	ERA	G	SV	IP	H	ER
Bibby	0-0	1.29	1	0	7.0	4	1
Blyleven	1-0	1.00	1	0	9.0	8	1
Candelaria	0-0	2.57	1	0	7.0	5	2
Jackson	1-0	0.00	2	0	2.0	1	0
Roberts	0-0	-	1	0	0.0	0	0
Robinson	1-0	0.00	2	1	2.0	0	0
Romo	0-0	0.00	2	0	0.1	3	0
Tekulve	0-0	3.00	2	0	3.0	2	1

Cincinnati Batting

Player	AVG	G	AB	R	H	HR	RBI
Auerbach	.000	2	2	0	0	0	0
Bench	.250	3	12	1	3	1	1
Collins	.357	3	14	0	5	0	1
Concepcion	.429	3	14	1	6	0	0
Cruz	.200	2	5	1	1	0	0
Driessen	.083	3	12	1	1	0	0
Foster	.200	3	10	1	2	1	2
Geronimo	.143	2	7	0	1	0	0
Knight	.286	3	14	0	4	0	0
Morgan	.000	3	11	0	0	0	0
Spilman	.000	2	2	0	0	0	0

Cincinnati Pitching

Player	W-L	ERA	G	SV	IP	H	ER
Bair	0-1	9.00	1	0	1.0	2	1
Hume	0-1	6.75	3	0	4.0	6	3
LaCoss	0-1	10.80	1	0	1.2	1	2
Leibrandt	0-0	0.00	1	0	0.1	0	0
Norman	0-0	18.00	1	0	2.0	4	4
Pastore	0-0	2.57	1	0	7.0	7	2
Seaver	0-0	2.25	1	0	8.0	5	2
Soto	0-0	0.00	1	0	2.0	0	0
Tomlin	0-0	0.00	3	0	3.0	3	0

NL West Standings

Cincinnati	90	71	.559	-
Houston	89	73	.549	1.5
Los Angeles	79	83	.488	11.5
San Francisco	79	83	.438	19.5
San Diego	68	93	.422	22.0
Atlanta	66	94	.413	23.5





1990 NLCS

CINCINNATI REDS 4, PITTSBURGH PIRATES 2

Game 1 @ CIN (Riverfront Stadium) - Pirates 4, Reds 3

Oct. 4 - The Pirates rallied from a 3-0 deficit.

	1	2	3	4	5	6	7	8	9	R	H	E	Attendance
Pit	0	0	1	2	0	0	1	0	0	4	7	1	52,911
Cin	3	0	0	0	0	0	0	0	0	3	5	0	

WP - Walk (1-0), LP - Charlton (0-1), Save - Power (1)
HR - Bream

Game 2 @ CIN (Riverfront Stadium) - Reds 2, Pirates 1

Oct. 5 - Paul O'Neill drove in both Reds' runs with a single and double.

	1	2	3	4	5	6	7	8	9	R	H	E	Attendance
Pit	0	0	0	0	1	0	0	0	0	1	6	0	54,456
Cin	1	0	0	0	1	0	0	0	0	2	5	0	

WP - Browning (1-0), LP - Drabek (0-1), Save - Myers (1)
HR - Lind

Game 3 @ PIT (Three Rivers Stadium) - Reds 6, Pirates 3

Oct. 8 - Billy Hatcher gave the Reds an early 2-0 lead with a 2-run homer.

	1	2	3	4	5	6	7	8	9	R	H	E	Attendance
Cin	0	2	0	0	3	0	0	0	1	6	13	1	45,611
Pit	0	0	0	2	0	0	1	0	3	3	8	0	

WP - Jackson (1-0), LP - Smith (0-1), Save - Myers (2)
HR - Duncan, Hatcher

Game 4 @ PIT (Three Rivers Stadium) - Reds 5, Pirates 3

Oct. 9 - Chris Sabo blasted a 2-run HR in the seventh to break a 2-2 tie.

	1	2	3	4	5	6	7	8	9	R	H	E	Attendance
Cin	0	0	0	2	0	0	2	0	1	5	10	1	50,461
Pit	1	0	0	1	0	0	1	0	3	3	8	0	

WP - Rijo (1-0), LP - Walk (1-1), Save - Dibble (1)
HR - O'Neill, Sabo, Bell

Game 5 @ PIT (Three Rivers Stadium) - Pirates 3, Reds 2

Oct. 10 - Doug Drabek kept the Pirates' hopes alive.

	1	2	3	4	5	6	7	8	9	R	H	E	Attendance
Cin	1	0	0	0	0	0	1	0	2	7	0	0	48,221
Pit	2	0	0	1	0	0	0	0	3	6	1	0	

WP - Drabek (1-1), LP - Browning (1-1), Save - Patterson (1)
HR - None

Game 6 @ CIN (Riverfront Stadium) - Reds 2, Pirates 1

Oct. 12 - Danny Jackson, Norm Charlton and Randy Myers threw a 1-hitter.

	1	2	3	4	5	6	7	8	9	R	H	E	Attendance
Pit	0	0	0	0	1	0	0	0	0	1	1	3	56,079
Cin	1	0	0	0	0	1	0	x	2	9	0	0	

WP - Charlton (1-1), LP - Smith (0-2), Save - Myers (3)
HR - None

Pittsburgh Batting

Player	AVG	G	AB	R	H	HR	RBI
Backman	.143	3	7	1	1	0	0
Bell	.250	6	20	3	5	1	1
Bonds	.167	6	18	4	3	0	1
Bonilla	.190	6	21	0	4	0	1
Bream	.500	4	8	1	4	1	3
King	.100	5	10	0	1	0	0
LaValliere	.000	3	6	1	0	0	0
Lind	.238	6	21	1	5	1	2
Martinez	.250	2	8	0	2	0	2
Redus	.250	5	8	1	2	0	0
Reynolds	.200	6	10	0	2	0	0
Slaughter	.091	4	11	0	1	0	1
Van Slyke	.208	6	24	3	5	0	3

Pittsburgh Pitching

Player	W-L	ERA	G	SV	IP	H	ER
Belinda	0-0	2.45	3	0	3.2	3	1
Drabek	1-1	1.65	2	0	16.1	12	3
Landrum	0-0	0.00	2	0	2.0	0	0
Patterson	0-0	0.00	2	1	1.0	1	0
Power	0-0	3.60	2	1	5.0	6	2
Smiley	0-0	0.00	1	0	2.0	2	0
Smith	0-2	6.00	2	0	9.0	14	6
Walk	1-1	4.85	2	0	13.0	11	7

Cincinnati Batting

Player	AVG	G	AB	R	H	HR	RBI
Bates	.000	2	0	1	0	0	0
Benzinger	.333	5	9	0	3	0	0
Braggs	.200	2	5	0	1	0	0
Davis	.174	6	23	2	4	0	2
Duncan	.300	6	20	1	6	1	4
Hatcher	.333	4	15	2	5	1	2
Larkin	.261	6	23	5	6	0	1
Morris	.417	5	12	3	5	0	1
Oester	.333	3	3	1	1	0	0
Oliver	.143	5	14	1	2	0	0
O'Neill	.471	5	17	1	8	1	4
Quinones	.500	3	2	1	1	0	2
Reed	.000	4	7	0	0	0	0
Sabo	.227	6	22	1	5	1	3
Winningham	.286	3	7	1	2	0	1

Cincinnati Pitching

Player	W-L	ERA	G	SV	IP	H	ER
Browning	1-1	3.27	2	0	11.0	9	4
Charlton	1-1	1.80	4	0	5.0	4	1
Dibble	0-0	0.00	4	1	5.0	0	0
Jackson	1-0	2.38	2	0	11.1	8	3
Mahler	0-0	0.00	1	0	1.2	2	0
Myers	0-0	0.00	4	3	5.2	2	0
Rijo	1-0	4.38	2	0	12.1	10	6
Scudder	0-0	0.00	1	0	1.0	1	0

NL West Standings

Team	91	71	.562	-
Cincinnati	91	71	.562	-
Los Angeles	86	76	.531	5.0
San Francisco	85	77	.525	6.0
Houston	75	87	.463	16.0
San Diego	75	87	.463	16.0
Atlanta	65	97	.401	26.0

Rob Dibble - NLCS MVP

G	GS	IP	W	L	SV	H	R	ER	SO	BB	ERA
g1	0	1.0	0	0	0	0	0	0	3	0	0.00
g2	0	1.1	0	0	0	0	0	0	2	1	0.00
g3	0	1.2	0	0	0	0	0	0	3	0	0.00
g4	0	1.0	0	0	1	0	0	0	2	0	0.00
4	0	5.0	0	0	1	0	0	0	10	1	0.00

Randy Myers - NLCS MVP

G	GS	IP	W	L	SV	H	R	ER	SO	BB	ERA
g2	0	1.2	0	0	1	0	0	0	0	1	0.00
g3	0	1.0	0	0	1	0	0	0	3	0	0.00
g4	0	1.0	0	0	0	2	0	0	1	0	0.00
g6	0	2.0	0	0	1	0	0	0	3	2	0.00
4	0	5.2	0	0	3	2	0	0	7	3	0.00

POSTSEASON


1990 WORLD SERIES
CINCINNATI REDS 4, OAKLAND A'S 0
Game 1 @ CIN (Riverfront Stadium) - Reds 7, A's 0

Oct. 16 - The Reds scored 4 runs in the first 3 innings off Dave Stewart and coasted to victory...Eric Davis opened the scoring with a 2-run homer...starter Jose Rijo and a pair of relievers threw a shutout.

	1	2	3	4	5	6	7	8	9	R	H	E	Attendance
Oak	0	0	0	0	0	0	0	0	0	0	9	1	55,830
Cin	2	0	2	0	3	0	0	0	x	7	10	0	

WP - Rijo (1-0), **LP** - Stewart (0-1), **Save** - None
HR - Davis

Game 2 @ CIN (Riverfront Stadium) - Reds 5, A's 4 (10)

Oct. 17 - Joe Oliver ripped an RBI-single in the 10th inning off closer Dennis Eckersley to give the Reds a 5-4 win and a 2-0 lead in the Series...the Reds erased a 4-2 deficit...Billy Hatcher ripped a World Series-record seventh consecutive hit.

	1	2	3	4	5	6	7	8	9	10	R	H	E	Attendance
Oak	1	0	3	0	0	0	0	0	0	0	4	10	2	55,832
Cin	2	0	0	1	0	0	0	1	0	1	5	14	2	

WP - Dibble (1-0), **LP** - Eckersley (0-1), **Save** - None
HR - Canseco

Game 3 @ OAK (Oakland-Alameda County Stadium) - Reds 8, A's 3

Oct. 19 - Chris Sabo belted 2 homers, including a 2-run blast in a 7-run third inning...for the second straight game, the Reds collected 14 hits... Chris Sabo set a Series record with 10 chances at third base.

	1	2	3	4	5	6	7	8	9	R	H	E	Attendance
Cin	0	1	7	0	0	0	0	0	0	8	14	1	48,269
Oak	0	2	1	0	0	0	0	0	0	3	7	1	

WP - Browning (1-0), **LP** - Moore (0-1), **Save** - None
HR - Sabo 2, R. Henderson, Baines

Game 4 @ OAK (Oakland-Alameda County Stadium) - Reds 2, A's 1

Oct. 20 - Series MVP Jose Rijo outpitched Dave Stewart for the second time in the Series as the Reds earned a 4-game sweep...trailing 1-0 in the eighth inning, the Reds scored 2 runs on a groundout by Glenn Braggs and sacrifice fly by Hal Morris...Rijo allowed the A's a run in the first inning but then retired 20 straight batters.

	1	2	3	4	5	6	7	8	9	R	H	E	Attendance
Cin	0	0	0	0	0	0	0	2	0	2	7	1	48,613
Oak	1	0	0	0	0	0	0	0	0	1	2	1	

WP - Rijo (2-0), **LP** - Stewart (0-2), **Save** - Myers (1)
HR - None

Oakland Batting							
Player	AVG	G	AB	R	H	HR	RBI
Baines	.143	3	7	1	1	1	2
Blankenship	.000	1	1	0	0	0	0
Bordick	.000	3	0	0	0	0	0
Canseco	.083	4	12	1	1	1	2
Gallego	.091	4	11	0	1	0	1
Hassey	.333	3	6	0	2	0	1
DHenderson	.231	4	13	2	3	0	0
RHenderson	.333	4	15	2	5	1	1
Jennings	1.000	1	1	0	1	0	0
Lansford	.267	4	15	0	4	0	1
McGee	.200	4	10	1	2	0	0
McGwire	.214	4	14	1	3	0	0
Quirk	.000	1	3	0	0	0	0
Randolph	.267	4	15	0	4	0	0
Steinbach	.125	3	8	0	1	0	0

Oakland Pitching							
Player	W-L	ERA	G	SV	IP	H	ER
Burns	0-0	16.20	2	0	1.2	5	3
Eckersley	0-1	6.75	2	0	1.1	3	1
Honeycutt	0-0	0.00	1	0	1.2	2	0
Klink	0-0	-	1	0	0.0	0	0
Moore	0-1	6.75	1	0	2.2	8	2
Nelson	0-0	0.00	2	0	5.0	3	0
Sanderson	0-0	10.80	2	0	1.2	4	2
Stewart	0-2	3.46	2	0	13.0	10	5
Welch	0-0	4.91	1	0	7.1	9	4
Young	0-0	0.00	1	0	1.0	1	0

Cincinnati Batting							
Player	AVG	G	AB	R	H	HR	RBI
Bates	1.000	1	1	1	1	0	0
Benzinger	.182	4	11	1	2	0	0
Braggs	.000	2	4	0	0	0	0
Davis	.286	4	14	3	4	1	5
Duncan	.143	4	14	1	2	0	1
Hatcher	.750	4	12	6	9	0	2
Larkin	.353	4	17	3	6	0	1
Morris	.071	4	14	0	1	0	2
Oester	1.000	1	1	0	1	0	1
Oliver	.333	4	18	2	6	0	1
O'Neill	.083	4	12	2	1	0	1
Sabo	.563	4	16	2	9	2	5
Winningham	.500	2	4	1	2	0	0

Cincinnati Pitching							
Player	W-L	ERA	G	SV	IP	H	ER
Armstrong	0-0	0.00	1	0	3.0	1	0
Browning	1-0	4.50	1	0	6.0	6	3
Charlton	0-0	0.00	1	0	1.0	1	0
Dibble	1-0	0.00	3	0	4.2	3	0
Jackson	0-0	10.13	1	0	2.2	6	3
Myers	0-0	0.00	3	1	3.0	2	0
Rijo	2-0	0.59	2	0	15.1	9	1
Scudder	0-0	0.00	1	0	1.1	0	0

Jose Rijo - World Series MVP

G	GS	IP	W	L	SV	H	R	ER	SO	BB	ERA
g1	1	7.0	1	0	0	7	0	0	5	2	0.00
g4	1	8.1	1	0	0	2	1	1	9	3	1.08
2	2	15.1	2	0	0	9	1	1	14	5	0.59



1995 NLDS

CINCINNATI REDS 3, LOS ANGELES DODGERS 0

Game 1 @ LAD (Dodger Stadium) - Reds 7, Dodgers 2

Oct. 3 - Starter Pete Schourek limited the Dodgers to just 5 hits in 7 innings...Reds took an early 4-0 lead in the first on a Hal Morris 2-run double and a 2-run homer by Benito Santiago in his first post-season at-bat...Reds added 3 more in the fifth on a Santiago sac fly and Jeff Branson's 2-run double.

	1	2	3	4	5	6	7	8	9	R	H	E	Attendance
Cin	4	0	0	3	0	0	0	0	-	7	12	0	44,199
LAD	0	0	0	1	1	0	0	0	-	2	8	0	

WP - Schourek (1-0), LP - Martinez (0-1), Save - None
HR - Piazza, Santiago

Game 2 @ LAD (Dodger Stadium) - Reds 5, Dodgers 4

Oct. 4 - The Reds were outhit, 14-6...after allowing the Dodgers an early 1-0 lead, the Reds took the lead in the fourth inning after Ron Gant reached on an error and then scored on a Reggie Sanders 2-run homer...with the game tied 2-2 in the eighth, Barry Larkin's RBI-single gave the Reds a 3-2 lead as they held on to win.

	1	2	3	4	5	6	7	8	9	R	H	E	Attendance
Cin	0	0	0	2	0	0	1	2		5	6	0	46,051
LAD	1	0	0	1	0	0	0	2		4	14	2	

WP - Burba (1-0), LP - Osuna (0-1), Save - Brantley (1)
HR - Sanders, Karros 2

Game 3 @ CIN (Cinergy Field) - Reds 10, Dodgers 1

Oct. 6 - The Reds exploded for 10 runs and battered Dodger starting pitcher Hideo Nomo for 5 runs on 7 hits in the first 5 innings...the Reds iced the game in the sixth, when pinch-hitter Mark Lewis connected off Mark Guthrie for a grand slam that gave the Reds a 7-1 lead...was the first pinch-hit grand slam in National League playoff history...Ron Gant and Bret Boone also homered as the Reds pounded out 11 hits off 6 Dodger pitchers...starter David Wells earned the victory after allowing just 1 unearned run on 6 hits in 6.1 innings.

	1	2	3	4	5	6	7	8	9	R	H	E	Attendance
LAD	0	0	0	1	0	0	0	0		1	9	0	53,276
Cin	0	0	2	1	0	4	3	0	x	10	11	2	

WP - Wells (1-0), LP - Nomo (0-1), Save - None
HR - Boone, Gant, Lewis

Los Angeles Batting							
Player	AVG	G	AB	R	H	HR	RBI
Ashley	.000	1	0	0	0	0	0
Butler	.267	3	15	1	4	0	1
DeShields	.250	3	12	1	3	0	0
Fonville	.500	3	12	1	6	0	0
Gwynn	.000	1	1	0	0	0	0
Hansen	.667	3	3	0	2	0	0
Hollandsworth	.000	2	2	0	0	0	0
Karros	.500	3	12	3	6	2	4
Kelly	.364	3	11	0	4	0	0
Mondesi	.222	3	9	0	2	0	0
Offerman	.000	1	0	0	0	0	0
Piazza	.214	3	14	1	3	1	1
Wallach	.083	3	12	0	1	0	0
Webster	.000	2	2	0	0	0	0

Los Angeles Pitching							
Player	W-L	ERA	G	SV	IP	H	ER
Astacio	0-0	0.00	3	0	3.1	1	0
Cummings	0-0	20.25	2	0	1.1	3	3
Guthrie	0-0	6.75	3	0	1.1	2	1
Martinez	0-1	14.54	1	0	4.1	10	7
Nomo	0-1	9.00	1	0	5.0	7	5
Osuna	0-1	2.70	3	0	3.1	3	1
Tapani	0-0	81.00	2	0	0.1	0	3
Valdes	0-0	0.00	1	0	7.0	3	0

Cincinnati Batting							
Player	AVG	G	AB	R	H	HR	RBI
BBoone	.300	3	10	4	3	1	1
Branson	.286	3	7	0	2	0	2
Duncan	.667	2	3	1	2	0	1
Gant	.231	3	13	3	3	1	2
Howard	.100	3	10	0	1	0	0
Larkin	.385	3	13	2	5	0	1
DLewis	.000	3	3	0	0	0	0
MLewis	.500	2	2	2	1	1	5
Morris	.500	3	10	5	5	0	2
RSanders	.154	3	13	3	2	1	2
Santiago	.333	3	9	2	3	1	3
Walton	.000	3	3	0	0	0	0

Cincinnati Pitching							
Player	W-L	ERA	G	SV	IP	H	ER
Brantley	0-0	6.00	3	1	3.0	5	2
Burba	1-0	0.00	1	0	1.0	2	0
Jackson	0-0	0.00	3	0	3.2	4	0
Schourek	1-0	2.57	1	0	7.0	5	2
Smiley	0-0	3.00	1	0	6.0	9	2
Wells	1-0	0.00	1	0	6.1	6	0

NL Central Standings

Cincinnati	85	59	.590	-
Houston	76	68	.528	9.0
Chicago	73	71	.507	12.0
St. Louis	62	81	.434	22.5
Pittsburgh	58	86	.403	27.0




1995 NLCS
ATLANTA BRAVES 4, CINCINNATI REDS 0
Game 1 @ CIN (Riverfront Stadium) - Braves 2, Reds 1 (11)

Oct. 10 - With the Reds holding a slim 1-0 lead heading into the top of the ninth, the Braves knotted the game on a fielder's choice by David Justice...Mike Devereaux snapped the tie in the 11th with an RBI-single... the Braves turned 5 double plays.

	1	2	3	4	5	6	7	8	9	10	11	R	H	E	Attendance
Atl	0	0	0	0	0	0	0	1	0	1	2	7	0		40,382
Cin	0	0	0	1	0	0	0	0	0	0	1	8	0		

WP - Wohlers (1-0), **LP** - Jackson (0-1), **Save** - McMichael (1)
HR - None

Game 2 @ CIN (Riverfront Stadium) - Braves 6, Reds 2 (10)

Oct. 11 - The Braves jumped out to an early 1-0 lead in the first inning on an RBI-single by Chipper Jones...trailing, 2-0, the Reds rallied with 2 runs in the fifth on an RBI-single by pinch-hitter Lenny Harris and a steal of home by Jeff Branson...was the first steal of home in NLCS history...the game remained tied until the 10th, when the Braves scored 4 runs off Mark Portugal.

	1	2	3	4	5	6	7	8	9	10	R	H	E	Attendance
Atl	1	0	0	1	0	0	0	0	0	4	6	11	1	44,624
Cin	0	0	0	0	2	0	0	0	0	0	2	9	1	

WP - McMichael (1-0), **LP** - Portugal (0-1), **Save** - None
HR - Lopez

Game 3 @ ATL (Atlanta-Fulton County Stadium) - Braves 5, Reds 2

Oct. 13 - Atlanta starter Greg Maddux allowed 7 hits and just 1 run in 8 innings...the game remained scoreless into the sixth inning, when Braves catcher Charlie O'Brien blasted a 3-run homer off David Wells... Atlanta added 2 more runs in the seventh inning.

	1	2	3	4	5	6	7	8	9	R	H	E	Attendance
Cin	0	0	0	0	0	0	0	1	1	2	8	0	51,424
Atl	0	0	0	0	0	3	2	0	x	5	12	1	

WP - Maddux (1-0), **LP** - Wells (0-1), **Save** - Wohlers (1)
HR - C.Jones, O'Brien

Game 4 @ ATL (Atlanta-Fulton County Stadium) - Braves 6, Reds 0

Oct. 14 - Four Braves pitchers combined to shut out the Reds...Atlanta starter Steve Avery pitched 6 innings of 2-hit ball to earn the win...the Braves iced the game and series sweep with a 5-run seventh inning.

	1	2	3	4	5	6	7	8	9	R	H	E	Attendance
Cin	0	0	0	0	0	0	0	0	0	0	3	1	52,067
Atl	0	0	1	0	0	0	5	0	0	6	12	1	

WP - Avery (1-0), **LP** - Schourek (0-1), **Save** - None
HR - Devereaux

Atlanta Batting							
Player	AVG	G	AB	R	H	HR	RBI
Belliard	.273	4	11	1	3	0	0
Blauser	.000	1	4	0	0	0	0
Devereaux	.308	4	13	2	4	1	5
Grissom	.263	4	19	2	5	0	0
C.Jones	.438	4	16	3	7	1	3
Justice	.273	3	11	1	3	0	1
Klesko	.000	4	7	0	0	0	0
Lemke	.167	4	18	2	3	0	1
Lopez	.357	3	14	2	5	1	3
McGriff	.438	4	16	5	7	0	0
Mordecai	.000	2	2	0	0	0	0
O'Brien	.400	2	5	1	2	1	3
Polonia	.500	3	2	0	1	0	1
Smith	.000	2	2	0	0	0	0

Atlanta Pitching							
Player	W-L	ERA	G	SV	IP	H	ER
Avery	1-0	0.00	2	0	6.0	2	0
Clontz	0-0	0.00	1	0	0.1	1	0
Glavine	0-0	1.29	1	0	7.0	7	1
Maddux	1-0	1.13	1	0	8.0	7	1
McMichael	1-0	0.00	3	1	2.2	0	0
Pena	0-0	0.00	3	0	3.0	2	0
Smoltz	0-0	2.57	1	0	7.0	7	2
Wohlers	1-0	1.80	4	0	5.0	2	1

Cincinnati Batting							
Player	AVG	G	AB	R	H	HR	RBI
Anthony	.000	2	1	0	0	0	0
Boone	.214	4	14	1	3	0	0
Branson	.111	4	9	2	1	0	0
Duncan	.000	3	3	0	0	0	0
Gant	.188	4	16	1	3	0	1
Harris	1.000	3	2	0	2	0	1
Howard	.250	4	8	0	2	0	1
Larkin	.389	4	18	1	7	0	0
DLewis	.000	2	1	0	0	0	0
MLewis	.250	2	4	0	1	0	0
Morris	.167	4	12	0	2	0	1
Sanders	.125	4	16	0	2	0	0
Santiago	.231	4	13	0	3	0	0
Taubensee	.500	2	2	0	1	0	0
Walton	.000	2	7	0	0	0	0

Cincinnati Pitching							
Player	W-L	ERA	G	SV	IP	H	ER
Brantley	0-0	0.00	2	0	2.2	0	0
Burba	0-0	0.00	2	0	3.2	3	0
Carrasco	0-0	0.00	1	0	1.1	1	0
Hernandez	0-0	27.00	1	0	0.2	3	2
Jackson	0-1	23.14	3	0	2.1	5	6
Portugal	0-1	36.00	1	0	1.0	3	4
Schourek	0-1	1.26	2	0	14.1	14	2
Smiley	0-0	3.60	1	0	5.0	5	2
Wells	0-1	4.50	1	0	6.0	8	3



2010 NLDS

PHILADELPHIA PHILLIES 3, CINCINNATI REDS 0

Game 1 @ PHI (Citizens Bank Park) - Phillies 4, Reds 0

Oct. 6 - Roy Halladay (1bb, 8k, 104 pitches, 79 strikes) threw only the second no-hitter in Postseason history, joining Don Larsen's perfect game for the Yankees vs Brooklyn in Game 5 of the 1956 World Series... Halladay allowed only 1 base runner, a walk to Jay Bruce with 2 outs in the fifth, and threw first-pitch strikes to 25 of 28 batters...the Reds were no-hit for the first time since Philadelphia's Rick Wise did it to them on 6/23/71 at Riverfront Stadium...the Reds committed 1 error.

	1	2	3	4	5	6	7	8	9	R	H	E	Attendance
Cin	0	0	0	0	0	0	0	0	0	0	0	1	46,411
Phi	1	3	0	0	0	0	0	x		4	5	0	

WP - Halladay (1-0), LP - Volquez (0-1), Save - None
HR - None

Game 2 @ PHI (Citizens Bank Park) - Phillies 7, Reds 4

Oct. 8 - The Reds committed 4 errors, tying an LDS single-game record (5th time), that led to 5 unearned runs...the 6 errors between the teams was an LDS record...Reds pitchers hit 3 batters, tying an LDS record (4th time)...the Reds took a 4-0 lead into the bottom of the fifth inning...Brandon Phillips hit the second Postseason leadoff homer in Reds history (off Roy Oswalt) and finished with a single, double, solo homer and 2 runs scored...Bronson Arroyo (5.1ip, 4h, 3r, 1er, 3bb, 2k) left leading, 4-2, and was the victim of a blown save when the Phillies scored 3 unearned runs in the seventh inning off Aroldis Chapman.

	1	2	3	4	5	6	7	8	9	R	H	E	Attendance
Cin	1	1	0	1	1	0	0	0	0	4	6	4	46,511
Phi	0	0	0	0	2	1	3	1	x	7	8	2	

WP - Contreras (1-0), LP - Chapman (0-1), Save - Lidge (1)
HR - Phillips, Bruce

Game 3 @ CIN (Great American Ball Park) - Phillies 2, Reds 0

Oct. 10 - Cole Hamels (0bb, 9k) threw a 5-hitter...Johnny Cueto (5ip, 5h, 2r, 1er, 1bb, 2k, 1hr) started for the Reds and allowed only an unearned run in the first inning and Chase Utley's solo HR in the fifth...the Reds committed 2 errors...the crowd of 44,599 was the largest in Great American Ball Park history.

	1	2	3	4	5	6	7	8	9	R	H	E	Attendance
Phi	1	0	0	0	1	0	0	0	0	2	8	1	44,599
Cin	0	0	0	0	0	0	0	0	0	0	5	2	

WP - Hamels (1-0), LP - Cueto (0-1), Save - None
HR - Utley

Philadelphia Batting							
Player	AVG	G	AB	R	H	HR	RBI
Brown	.000	1	1	1	0	0	0
Francisco	.000	1	0	0	0	0	0
Howard	.273	3	11	0	3	0	0
Ibanez	.250	3	12	0	3	0	0
Polanco	.111	2	9	1	1	0	0
Rollins	.091	3	11	1	1	0	0
Ruiz	.250	3	8	1	2	0	1
Sweeney	1.000	1	1	0	1	0	0
Utley	.273	3	11	3	3	1	4
Valdez	.333	1	3	1	1	0	0
Victorino	.231	3	13	2	3	0	3
Werth	.214	3	14	1	3	1	1

Philadelphia Pitching							
Player	W-L	ERA	G	SV	IP	H	ER
Contreras	1-0	0.00	1	0	1.0	0	0
Durbin	0-0	0.00	1	0	0.1	0	0
Halladay	1-0	0.00	1	0	9.0	0	0
Hamels	1-0	0.00	1	0	9.0	5	0
Lidge	0-0	0.00	1	1	1.0	0	0
Madson	0-0	0.00	1	0	1.0	1	0
Oswalt	0-0	5.40	1	0	5.0	5	3
Romero	0-0	0.00	1	0	0.2	0	0

Cincinnati Batting							
Player	AVG	G	AB	R	H	HR	RBI
Bruce	.250	3	8	1	2	1	1
Cabrera	.125	3	8	0	1	0	0
Cairo	.000	3	3	0	0	0	0
Francisco	.000	1	1	0	0	0	0
Gomes	.000	2	6	0	0	0	0
Hanigan	.000	2	4	0	0	0	0
Heisey	.000	1	2	0	0	0	0
Hernandez	.143	3	7	0	1	0	0
Janish	.000	1	1	0	0	0	0
Nix	.000	1	3	1	0	0	0
Phillips	.333	3	12	2	4	1	1
Rolen	.091	3	11	0	1	0	0
Stubbs	.111	3	9	0	1	0	0
Votto	.100	3	10	0	1	0	1

Cincinnati Pitching							
Player	W-L	ERA	G	SV	IP	H	ER
Arroyo	0-0	1.69	1	0	5.1	4	1
Bailey	0-0	0.00	1	0	2.0	2	0
Bray	0-0	0.00	2	0	1.2	0	0
Chapman	0-1	0.00	2	0	1.2	3	0
Cueto	0-1	1.80	1	0	5.0	5	1
Masset	0-0	4.50	2	0	2.0	2	1
Ondrusek	0-0	0.00	2	0	2.0	0	0
Rhodes	0-0	0.00	1	0	0.1	0	0
Volquez	0-1	21.60	1	0	1.2	4	4
Wood	0-0	0.00	1	0	3.1	1	0

NL Central Standings				
Cincinnati	91	71	.562	-
St. Louis	86	76	.531	5.0
Milwaukee	77	85	.475	14.0
Houston	76	86	.469	15.0
Chicago	75	87	.463	16.0
Pittsburgh	57	105	.352	34.0



POSTSEASON



2012 NLDS

SAN FRANCISCO GIANTS 3, CINCINNATI REDS 2

Summary

The Giants became the first team in Major League history, under the 2-3 format, to lose the first 2 games of the 5-game series at home and win the last 3 games on the road...also became the first National League team to win a Division Series after trailing 2-0 and the eighth team overall to win a best-of-5 series after facing that deficit...was only the second time in a baseball Postseason series of at least 5g in which the visiting team won every game (Rays vs Rangers, 2010 ALDS)...there has been only 1 such instance in NBA history (Nets vs 76ers, 5-game 1984 first round) and none in the NHL...the Reds lost 3 consecutive games at Great American Ball Park for the first time all season...Ryan Ludwick led all players with 3 homers, the second-highest total by a Reds player during any single Postseason (Tony Perez, 4hr, 1975)...Dusty Baker, whose Giants won the 2002 NL pennant, became the third manager to oppose in a Postseason series a franchise he previously led to the World Series...Joe McCarthy managed the Yankees to sweeps of the Cubs in the 1932 and 1938 Fall Classics, and Billy Martin's A's were swept by the Yankees in the 1981 ALCS.

San Francisco Batting

Player	AVG	G	AB	R	H	HR	RBI
Arias	.500	4	6	3	3	0	0
Belt	.077	5	13	0	1	0	0
Blanco	.286	5	14	3	4	1	2
Crawford	.182	5	11	1	2	0	1
Huff	.000	3	3	0	0	0	0
Nady	.000	4	5	0	0	0	0
Pagan	.150	5	20	3	3	1	4
Pence	.200	5	20	0	4	0	0
Posey	.211	5	19	3	4	2	5
Sanchez	.500	1	2	1	1	0	0
Sandoval	.333	5	21	2	7	1	3
Scutaro	.150	5	20	2	3	0	1
Theriot	.000	2	2	0	0	0	0

San Francisco Pitching

Player	W-L	ERA	G	SV	IP	H	ER
Affeldt	0-0	0.00	3	0	3.2	3	0
Bumgarner	0-1	8.31	1	0	4.1	7	4
Cain	1-1	5.06	2	0	10.2	11	6
Casilla	0-0	2.70	5	0	3.1	6	1
Kontos	0-0	0.00	4	0	3.2	2	0
Lincecum	1-0	1.42	2	0	6.1	3	1
Lopez	0-0	0.00	2	0	0.2	0	0
Mijares	0-0	81.00	2	0	0.1	2	3
Mota	0-0	18.00	2	0	1.0	4	2
Romo	1-0	2.08	3	1	4.1	2	1
Vogelsong	0-0	1.80	1	0	5.0	3	1
Zito	0-0	6.75	1	0	2.2	4	2

Cincinnati Batting

Player	AVG	G	AB	R	H	HR	RBI
Bruce	.263	5	19	2	5	1	4
Cairo	.000	3	2	0	0	0	0
Cozart	.238	5	21	2	5	0	0
Frazier	.167	4	6	0	1	0	1
Hanigan	.200	4	15	3	3	0	3
Heisey	.000	4	3	1	0	0	0
Ludwick	.333	5	18	4	6	3	4
Navarro	.250	2	4	0	1	0	0
Paul	.333	3	3	1	1	0	0
Phillips	.375	5	24	1	9	1	7
Rolen	.250	4	16	1	4	0	1
Stubbs	.211	5	19	4	4	0	1
Valdez	.000	2	1	0	0	0	0
Votto	.389	5	18	3	7	0	0

Cincinnati Pitching

Player	W-L	ERA	G	SV	IP	H	ER
Arredondo	0-0	20.25	2	0	1.1	4	3
Arroyo	1-0	0.00	1	0	7.0	1	0
Bailey	0-0	1.29	1	0	7.0	1	1
Broxton	0-1	0.00	3	0	3.0	4	0
Chapman	0-0	3.00	3	0	3.0	2	1
Cueto	0-0	0.00	1	0	0.1	0	0
Hoover	0-0	0.00	2	0	2.2	0	0
Latos	0-1	6.48	2	0	8.1	11	6
Leake	0-1	10.38	1	0	4.1	6	5
LeCure	1-0	0.00	3	0	4.0	2	0
Marshall	0-0	0.00	3	0	4.0	0	0
Simon	0-0	0.00	1	0	1.0	1	0

Game 1 @ SF (AT&T Park) - Reds 5, Giants 2

Oct. 6 - After 1 batter and 8 pitches, RHP Johnny Cueto left the game with back spasms...was the fewest batters faced by any starting pitcher in a Postseason game in Major League history...the previous record was held by Washington's Curly Odgen, who faced 2 batters in Game 7 of the 1924 World Series vs the New York Giants...RHP Mat Latos pitched in relief (4ip, 1er) for the first time in his Major League career...Brandon Phillips (3h, 1hr, 3rbi) became the third Reds player with at least 3 hits and 3 RBI in a Postseason game since RBI became an official statistic in 1920...Tony Perez did it in Game 2 of the 1975 NLCS vs Pit (3 hits, 3rbi) and Mariano Duncan did it in Game 3 of the 1990 NLCS, also vs. Pittsburgh (3 hits, 4rbi)...Homer Bailey made the second pinch-hitting appearance of his career and struck out vs. Matt Cain...Bailey also pinch hit and struck out on 9/2/09 vs Col.

	1	2	3	4	5	6	7	8	9	R	H	E	Attendance
Cin	0	0	2	1	0	0	0	2		5	9	1	43,492
SF	0	0	0	0	0	1	0	0	1	2	7	0	

WP - LeCure (1-0), LP - Cain (0-1), Save - None
HR - Phillips, Bruce, Posey

Game 2 @ SF (AT&T Park) - Reds 9, Giants 0

Oct. 7 - Bronson Arroyo (7ip, 1h), J.J. Hoover (1ip) and Jose Arredondo (1ip, 1h) combined on a 2-hitter...Ryan Ludwick hit his first career Postseason homer...Ryan Hanigan had 2 hits and 3 RBI...the shutout was the first by the Reds in the playoffs since a 7-0 win vs. Oakland in Game 1 of the 1990 World Series...were the fewest hits allowed by Reds pitching in Postseason play since their 2-hitter in the deciding Game 4 of the 1990 World Series...9 runs were the most by Reds batters in a playoff game since a 10-1 win in Game 3 of the 1995 NLDS vs. Los Angeles.

	1	2	3	4	5	6	7	8	9	R	H	E	Attendance
Cin	0	1	0	3	0	0	5	0		9	13	0	43,505
SF	0	0	0	0	0	0	0	0		0	2	0	

WP - Arroyo (1-0), LP - Bumgarner (0-1), Save - None
HR - Ludwick

Game 3 @ CIN (Great American Ball Park) - Giants 2, Reds 1 (10 innings)

Oct. 9 - Reds pitchers recorded 16 strikeouts, a club record for a Postseason game (12k, Game 1, 1990 NLCS vs Pit)...Homer Bailey's 10 strikeouts also were a Reds Postseason record, breaking by 1 strikeout the mark shared by Hod Eller (Game 5, 1919 World Series) and Jose Rijo (Game 4, 1990 World Series)...from the fourth through sixth innings Bailey recorded 6 consecutive outs by strikeout, tying Eller's club record

set in Game 5 of the 1919 World Series...Bailey became only the fourth pitcher in Major League Postseason history to allow 1 or fewer hits while striking out at least 10 batters and throwing at least 7 innings...he joined Bal's Mike Mussina (1997 ALCS vs Cle, 8ip, 1h, 10k), NYY's Orlando Hernandez (1999 World Series vs Atl, 7ip, 1h, 10k) and NYY's Roger Clemens (2000 ALCS vs Sea, 9ip, 1h, 15k)...Ryan Vogelsong (5ip, 3h, 1er, 3bb, 5k) started for the Giants, who won on an unearned run in the 10th...Reds batters produced their only run in the first inning on 3 hits and a walk, then were held to 1 hit the last 9 innings of the game... for only the second time in the 10-year history of Great American Ball Park, there was not an extra-base hit (other, 2003).

NL Central Standings				
Cincinnati	97	65	.599	-
St. Louis	88	74	.543	9.0
Milwaukee	83	79	.512	14.0
Pittsburgh	79	83	.488	18.0
Chicago	61	101	.377	36.0
Houston	55	107	.340	42.0

	1	2	3	4	5	6	7	8	9	10	R	H	E	Attendance
SF	0	0	1	0	0	0	0	0	0	1	2	3	0	44,501
Cin	1	0	0	0	0	0	0	0	0	0	1	4	1	

WP - Romo (1-0), LP - Broxton (0-1), Save - None
HR - None

Game 4 @ CIN (Great American Ball Park) - Giants 8, Reds 3

Oct. 10 - The Giants won for the 12th straight time in a game started by Barry Zito (2.2ip, 4h, 2er, 4bb, 4k)...Mike Leake (4.1ip, 6h, 5er, 2bb, 1k, 2hr) started in place of Johnny Cueto, who suffered a back injury in Game 1...Angel Pagan became the first Giants player, in New York or San Francisco, to lead off a Postseason game with a homer.

	1	2	3	4	5	6	7	8	9	R	H	E	Attendance
SF	1	2	0	0	2	0	3	0	0	8	11	1	44,375
Cin	1	0	1	0	0	1	0	0	0	3	9	0	

WP - Lincecum (1-0), LP - Leake (0-1), Save - None
HR - Pagan, Blanco, Ludwick, Sandoval

Game 5 @ CIN (Great American Ball Park) - Giants 6, Reds 4

Oct. 11 - The Giants scored all 6 of their runs in the fifth inning, capped by Buster Posey's grand slam off Mat Latos... Posey became the third Giants player to hit a Postseason grand slam, joining Chuck Hiller (Game 4, 1962 World Series at NYY) and Will Clark (Game 1, 1989 NLCS at Chi)...was the first career grand slam allowed by Latos and only the second Postseason grand slam allowed by a Reds pitcher (Bal's Dave McNally off Wayne Granger, 1970 World Series)...Reds batters produced 12 hits but went 2-for-13 with RISP and stranded 11 base runners, including 2 base runners in each of the last 3 innings.

	1	2	3	4	5	6	7	8	9	R	H	E	Attendance
SF	0	0	0	0	6	0	0	0	0	6	9	1	44,142
Cin	0	0	0	0	2	1	0	0	1	4	12	1	

WP - Cain (1-1), LP - Latos (0-1), Save - Romo (1)
HR - Posey (grand slam off Latos), Ludwick





2013 WILD CARD GAME

Summary

The Redlegs made their third Postseason appearance in 4 seasons, including National League Central Division championships in 2010 and 2012 and the 2013 Wild Card berth...in franchise history, this successful Postseason stretch is matched only by the teams that made 6 playoff appearances during the Big Red Machine era (1970, 1972, 1973, 1975, 1976, 1979).

Game 1 @ PIT (PNC Park) - Pirates 6, Reds 2

Oct. 1 - The Reds were eliminated from the Postseason following a 6-2 loss at Pittsburgh in the National League Wild Card game...Johnny Cueto started for the Reds and suffered the loss (3.1ip, 7h, 4er, 1bb, 0k, 2hr)...Ryan Ludwick produced 2 of the Reds' 6 hits, including a pair of doubles...in the top of the eighth inning Shin-Soo Choo homered off Tony Watson, the first home run by Choo off a left-hander all season and the first homer all year allowed to a left-handed batter by Watson... Russell Martin (2hr) become only the second Pirates batter ever to homer more than once in the playoffs (Bob Robertson, 3hr, 1971 NLCS at SF)... was the first Postseason game in PNC Park history and the Pirates' first playoff game since the 1992 NLCS vs the Braves.

Pittsburgh Batting

Player	AVG	G	AB	R	H	HR	RBI
Alvarez	.000	1	3	0	0	0	1
Barnes	.250	1	4	0	1	0	0
Byrd	.250	1	4	1	1	1	2
Marte	.400	1	5	1	2	0	0
Martin	.750	1	4	2	3	2	2
McCutchen	.667	1	3	1	2	0	0
Morneau	.250	1	4	0	1	0	0
Snider	.000	1	1	0	0	0	0
Walker	.400	1	5	1	2	0	1

Pittsburgh Pitching

Player	W-L	ERA	G	SV	IP	H	ER
Grilli	0-0	0.00	1	0	1.0	0	0
Liriano	1-0	1.29	1	0	7.0	4	1
Watson	0-0	9.00	1	0	1.0	2	1

	1	2	3	4	5	6	7	8	9	R	H	E	Attendance
Cin	0	0	0	1	0	0	0	1	0	2	6	0	40,487
Pit	0	2	1	2	0	0	1	0	x	6	14	0	

WP - Liriano (1-0), LP - Cueto (0-1), Save - None
HR - Choo, Byrd, Martin 2

Cincinnati Batting

Player	AVG	G	AB	R	H	HR	RBI
Bruce	.250	1	4	0	1	0	1
Choo	.333	1	3	2	1	1	1
Cozart	.000	1	3	0	0	0	0
Cueto	.000	1	1	0	0	0	0
Frazier	.250	1	4	0	1	0	0
Hanigan	.000	1	3	0	0	0	0
Heisey	.000	1	1	0	0	0	0
Ludwick	.750	1	4	0	3	0	0
Mesoraco	.000	1	1	0	0	0	0
Phillips	.000	1	4	0	0	0	0
Votto	.000	1	4	0	0	0	0

Cincinnati Pitching

Player	W-L	ERA	G	SV	IP	H	ER
Cueto	0-1	10.80	1	0	3.1	8	4
Hoover	0-0	0.00	1	0	0.2	0	0
LeCure	0-0	0.00	1	0	1.0	1	0
Marshall	0-0	---	1	0	0.0	1	1
Ondrusek	0-0	9.00	1	0	1.0	1	1
Parra	0-0	0.00	1	0	0.2	1	0
Simon	0-0	0.00	1	0	1.1	2	0

NL Central Standings

St. Louis	97	65	.599	-
Pittsburgh	94	68	.580	3.0
Cincinnati	90	72	.556	7.0
Milwaukee	74	88	.457	23.0
Chicago	66	96	.407	31.0

WILD CARD 20

2020 WILD CARD SERIES

Summary

In a regular season shortened to 60 games by a global pandemic fueled by the COVID-19 virus, the Redlegs made their first Postseason appearance since the 2013 Wild Card game...as the seventh seed in the National League's 8-team bracket, the Reds played the best-of-3 Wild Card Series in Atlanta at Truist Park and became the first team in Postseason history to be shut out in a series of more than 1 game...their 22-inning scoreless streak was the longest ever to begin the playoffs (20 innings, 1921 New York Giants)...the Reds' active 23-inning scoreless streak, dating back to a 6-2 loss in the 2013 Wild Card game at Pit, is the longest in their Postseason history (18 innings, 10/14/95 – 10/6/2010)... were shut in consecutive Postseason games for the first time...only twice in their Postseason history were the Reds shut out twice in any series, during Games 1 & 4 of the 1961 World Series vs the Yankees and Games 1 & 3 of the 2010 Division Series vs the Phillies.

Game 1 @ Atl (Truist Park) - Braves 1, Reds 0 (13 innings)

September 30 - In the longest 1-0 game in Postseason history, Braves first baseman Freddie Freeman produced an RBI-single off Amir Garrett in the bottom of the 13th inning...Trevor Bauer became the first pitcher in Postseason history to record at least 12 strikeouts without allowing a walk or a run...his 12 strikeouts are a Reds Postseason record (10k, Homer Bailey, 2012 NLDS Game 3 vs SF)...Bauer joined Don Gullett, José Rijo and Ross Grimsley as the only pitchers in Reds Postseason history to hold an opponent to 2 hits or fewer while throwing at least 7.2 innings...Bauer and Max Fried became the first opposing starters in Postseason history each to throw at least 7.0 scoreless innings without a walk...was just the eighth Postseason game in which both starting pitchers threw at least 7.0 scoreless innings, the first since SF's Madison Bumgarner and NYM's Noah Syndergaard did so in the 2016 National League Wild Card game...was the first Postseason game in history to be scoreless through the first 11 and then 12 innings...the Reds were shut out for the 11th time in their Postseason history (last, 2010 NLDS Game 3 vs Phi)...Reds batters stranded 13 base runners, a new Reds Postseason record (12, 1919 World Series Game 8 at WSox)...the teams combined for a Postseason record 37 strikeouts (34, Red Sox at Dodgers, 2018 World Series Game 3, 18 innings)...Reds batters struck out 16 times, a new Reds Postseason record (15, 1975 NLCS Game 3 at Pit, 10 innings)...Reds pitchers recorded 21 strikeouts, a new Reds Postseason record (16, 2012 NLDS Game 3 vs SF, 10 innings)...was the fourth walkoff loss in Reds Postseason history, their first since Carlton Fisk of the Red Sox homered in the bottom of the 12th inning of the 1975 World Series Game 6 at Fenway Park...was the longest extra-inning game in Reds Postseason history, the 14th extra-inning game overall and their first since 2012 NLDS Game 3 vs SF (2-1 loss in 10 innings).

	1	2	3	4	5	6	7	8	9	10	11	12	13	R	H	E	Attendance
Cin	0	0	0	0	0	0	0	0	0	0	0	0	0	0	0	11	1
Atl	0	0	0	0	0	0	0	0	0	0	0	0	1	1	6	0	-

WP - Minter (1-0), **LP** - Bradley (0-1), **Save** - None
HR - None

Game 2 @ Atl (Truist Park) - Braves 5, Reds 0

October 1 - The Braves scored 1 run in the fifth inning and then 4 in the eighth on a pair of 2-run HR off Raisel Iglesias by Marcell Ozuna and former Red Adam Duvall...Luis Castillo (5.1ip, 6h, 1er, 1bb, 7k) started for the Reds and RHP Ian Anderson (6ip, 2h, 2bb, 9k) for the Braves.

	1	2	3	4	5	6	7	8	9	R	H	E	Attendance
Cin	0	0	0	0	0	0	0	0	0	0	2	1	-
Atl	0	0	0	1	0	4	x	5	9	0	0	0	-

WP - Anderson (1-0), **LP** - Castillo (0-1), **Save** - None
HR - Ozuna, Duvall

Atlanta Batting

Player	AVG	G	AB	R	H	HR	RBI
Acuña Jr.	.364	2	11	0	4	0	1
Albies	.250	2	8	1	2	0	0
Culberson	.000	1	0	0	0	0	0
d'Arnaud	.222	2	9	0	2	0	0
Duvall	.125	2	8	1	1	1	2
Flowers	.000	1	0	0	0	0	0
Freeman	.167	2	6	1	1	0	1
Markakis	.222	2	9	0	2	0	0
Ozuna	.111	2	9	1	1	1	2
Pache	.000	2	0	1	0	0	0
Riley	.125	2	8	1	1	0	0
Swanson	.111	2	9	0	1	0	0

Atlanta Pitching

Player	W-L	ERA	G	SV	IP	H	ER
Anderson	1-0	0.00	1	0	6.0	2	0
Fried	0-0	0.00	1	0	7.0	6	0
Greene	0-0	0.00	1	0	0.1	2	0
Martin	0-0	0.00	2	0	2.0	0	0
Matzek	0-0	0.00	1	0	1.1	2	0
Melancon	0-0	0.00	2	0	2.0	0	0
Minter	1-0	0.00	1	0	0.2	0	0
O'Day	0-0	0.00	1	0	0.1	1	0
Smith	0-0	0.00	2	0	2.1	0	0

Cincinnati Batting

Player	AVG	G	AB	R	H	HR	RBI
Akiyama	.000	2	5	0	0	0	0
Aquino	.333	1	6	0	2	0	0
Barnhart	.000	2	5	0	0	0	0
Casali	.000	2	2	0	0	0	0
Castellanos	.300	2	10	0	3	0	0
Davidson	.000	1	0	0	0	0	0
Farmer	.000	1	5	0	0	0	0
Galvis	.333	2	3	0	1	0	0
Garcia	.000	1	1	0	0	0	0
Goodwin	.000	2	1	0	0	0	0
Jankowski	.000	1	0	0	0	0	0
Moustakas	.000	2	8	0	0	0	0
Senzel	.286	2	7	0	2	0	0
Suárez	.222	2	9	0	2	0	0
Votto	.222	2	9	0	2	0	0
Winker	.167	2	6	0	1	0	0

Cincinnati Pitching

Player	W-L	ERA	G	SV	IP	H	ER
Bauer	0-0	0.00	1	0	7.2	2	0
Bradley	0-1	27.00	1	0	0.1	2	1
Castillo	0-1	1.69	1	0	5.1	6	1
Garrett	0-0	---	1	0	1bf	1	0
Iglesias	0-0	16.20	1	0	1.2	2	3
Lorenzen	0-0	0.00	2	0	2.2	2	0
Sims	0-0	0.00	2	0	2.2	0	0

NL Central Standings

Chicago	34	26	.567	-
St. Louis	30	28	.5172	3.0
Cincinnati	31	29	.5167	3.0
Milwaukee	29	31	.483	5.0
Chicago	19	41	.317	15.0

2023 NOTES





MEDIA

The Reds issue more than 200 season credentials to members of the media who cover the team on a regular basis. Traveling entities include the Cincinnati Enquirer, MLB.com and TheAthletic.com, along with Reds broadcast rights holders 700 WLW Radio and regional television network Bally Sports Ohio. Those entities are joined in home coverage for games at Great American Ball Park in Cincinnati by over-the-air television stations WLWT-TV 5, WCPO-TV 9, WKRC-TV 12 and WXIX-TV 19, along with BBWAA writers Hal McCoy and John Fay. During the 2022 season, the Reds were featured in national television broadcasts on ESPN, FOX, FS1, Peacock, Apple TV+ and YouTube.

REDS ON THE AIRWAVES

RADIO

In 2023, **Tommy Thrall** will enjoy his fourth full season as the play-by-play broadcaster for the Reds Radio Network. He will be joined in the booth on a regular basis by former Reds pitcher and color analyst **Jeff Brantley**. The Reds on Radio Network is one of the largest in professional sports, with more than 100 stations covering 8 states. The 50,000-watt flagship station is **700 WLW (AM 700)** in Cincinnati. Selected spring training games, all 162 regular-season games and all Postseason games will be broadcast on 700 WLW Radio.

TELEVISION

Bally Sports Ohio will broadcast more than 150 games, all in high definition. Play-by-play broadcaster **John Sadak** and color analyst **Barry Larkin** are in their third season in the booth together. **Chris Welsh** returns for his 31st season as Reds TV color analyst, and dugout reporter **Jim Day** for his 22nd season on the crew. **Brian Giesenschlag**, **Sam LeCure** and **Annie Sabo** also provide pre- and post-game analysis.

REDS PLAY-BY-PLAY & COLOR BROADCASTERS

Lee Allen	1943-44
Roger Bake	1939-41
Red Barber *	1934-38
Johnny Bench	1987-90
Jeff Brantley	2007-23
Dick Bray	1937-43
Marty Brennaman *	1974-2019
Thom Brennaman	1989, 2007-20
Bill Brown	1976-82
“Oatmeal” Brown	1933
George Bryson	1956-60
Bob Burdette	1929
Dick Carlson	1980-83
Sean Casey	2011-2014
Gordy Coleman	1990-94
Ken Coleman	1975-79
Jim Day	2011-23
Doug Flynn	2012-2019
George Grande	1993-2018
Danny Graves	2018-20
Harry Hartman	1931-33
Tom Hedrick	1971-72
Al Helfer *	1935-36
Russ Hodges *	1932
Waite Hoyt	1942-65, '72
Charlie Jones	1973-74
Paul Keels	2010
Jim Kelch	2008-2017
Gene Kelly	1962-63
Ed Kennedy	1961-70

Steve LaMar	1990-92
Ray Lane	1979-84
Barry Larkin	2021-23
Sam LeCure	2018, 2020-23
Frank McCormick	1958-68
Jim McIntyre	1966-70
Kent Mercker	2009-12
Al Michaels *	1971-73
Gene Mittendorf	1924
Jack Moran	1955-61
Joe Morgan	1985
Dick Nesbitt	1942
Joe Nuxhall	1967-2007
Wes Parker	1973
Steve Physioc	1986
Jay Randolph	1988
Pee Wee Reese	1969-70
John Sadak	2021-23
Mark Scott	1956
Steve Stewart	2004-07
Claude Sullivan	1964-67
Sidney Ten-Eyck	1931-33
Red Thornburgh	1947
Tommy Thrall	2019-23
Bob Waller	1971
Chris Welsh	1993-2023
Ken Wilson	1983-85
Woody Woodward	1974-75

* Hall of Fame's Ford C. Frick Award winners

REDS BROADCASTERS ON RADIO/TELEVISION

Year	Radio	Announcers	TV	Cable	Announcers
1924	WMH	Gene Mittendorf	-	-	-
1929	WLW	Bob Burdette	-	-	-
1931	WFBE	Harry Hartman, Sidney Ten-Eyck	-	-	-
1932	WFBE	Russ Hodges, Harry Hartman, Sidney Ten-Eyck	-	-	-
1933	WFBE, WSAI	Harry Hartman, Sidney Ten-Eyck, “Oatmeal” Brown	-	-	-
1934	WFBE, WKRC, WSAI	Red Barber	-	-	-
1935	WFBE, WKRC, WSAI	Red Barber, Al Helfer	-	-	-
1936	WCPO, WSAI	Red Barber, Al Helfer	-	-	-
1937	WCPO, WSAI	Red Barber, Dick Bray	-	-	-

Year	Radio	Announcers	TV	Cable	Announcers
1938	WCPO, WSAI	Red Barber, Dick Bray	-	-	-
1939	WCPO, WSAI	Roger Baker, Dick Bray	-	-	-
1940	WCPO, WSAI	Roger Baker, Dick Bray	-	-	-
1941	WCPO, WSAI	Roger Baker, Dick Bray	-	-	-
1942	WKRC, WSAI, WCPO	Waite Hoyt, Dick Nesbitt, Dick Bray	-	-	-
1943	WKRC, WSAI	Waite Hoyt, Lee Allen, Dick Bray	-	-	-
1944	WKRC, WSAI	Waite Hoyt, Lee Allen	-	-	-
1945	WCPO	Waite Hoyt	-	-	-
1946	WCPO	Waite Hoyt	-	-	-
1947	WCPO	Waite Hoyt	W8XCT	-	Red Thornburgh
1948	WCPO	Waite Hoyt	WLWT - 5	-	Waite Hoyt
1949	WCPO	Waite Hoyt	WLWT - 5	-	Waite Hoyt
1950	WCPO	Waite Hoyt	WLWT - 5	-	Waite Hoyt
1951	WCPO	Waite Hoyt	WLWT - 5	-	Waite Hoyt
1952	WCPO	Waite Hoyt	WLWT - 5	-	Waite Hoyt
1953	WCPO	Waite Hoyt	WLWT - 5	-	Waite Hoyt
1954	WCPO	Waite Hoyt	WLWT - 5	-	Waite Hoyt
1955	WSAI	Waite Hoyt, Jack Moran	WCPO - 9	-	Waite Hoyt
1956	WSAI	Waite Hoyt, Jack Moran	WLWT - 5	-	George Bryson, Mark Scott
1957	WKRC	Waite Hoyt, Jack Moran	WLWT - 5	-	George Bryson
1958	WKRC	Waite Hoyt, Jack Moran	WLWT - 5	-	George Bryson, Frank McCormick
1959	WKRC	Waite Hoyt, Jack Moran	WLWT - 5	-	George Bryson, Frank McCormick
1960	WKRC	Waite Hoyt, Jack Moran	WLWT - 5	-	George Bryson, Frank McCormick
1961	WKRC	Waite Hoyt, Jack Moran	WLWT - 5	-	Ed Kennedy, Frank McCormick
1962	WKRC	Waite Hoyt, Gene Kelly	WLWT - 5	-	Ed Kennedy, Frank McCormick
1963	WKRC	Waite Hoyt, Gene Kelly	WLWT - 5	-	Ed Kennedy, Frank McCormick
1964	WCKY	Waite Hoyt, Claude Sullivan	WLWT - 5	-	Ed Kennedy, Frank McCormick
1965	WCKY	Waite Hoyt, Claude Sullivan	WLWT - 5	-	Ed Kennedy, Frank McCormick
1966	WCKY	Claude Sullivan, Jim McIntyre	WLWT - 5	-	Ed Kennedy, Frank McCormick
1967	WCKY	Claude Sullivan, Jim McIntyre, Joe Nuxhall	WLWT - 5	-	Ed Kennedy, Frank McCormick
1968	WCKY	Jim McIntyre, Joe Nuxhall	WLWT - 5	-	Ed Kennedy, Frank McCormick
1969	700 WLW	Jim McIntyre, Joe Nuxhall	WLWT - 5	-	Ed Kennedy, Pee Wee Reese
1970	700 WLW	Jim McIntyre, Joe Nuxhall	WLWT - 5	-	Ed Kennedy, Pee Wee Reese
1971	700 WLW	Al Michaels, Joe Nuxhall	WLWT - 5	-	Tom Hedrick, Bob Waller
1972	700 WLW	Al Michaels, Joe Nuxhall	WLWT - 5	-	Tom Hedrick, Waite Hoyt
1973	700 WLW	Al Michaels, Joe Nuxhall	WLWT - 5	-	Charlie Jones, Wes Parker
1974	700 WLW	Marty Brennaman, Joe Nuxhall	WLWT - 5	-	Charlie Jones, Woody Woodward
1975	700 WLW	Marty Brennaman, Joe Nuxhall	WLWT - 5	-	Ken Coleman, Woody Woodward
1976	700 WLW	Marty Brennaman, Joe Nuxhall	WLWT - 5	-	Ken Coleman, Bill Brown
1977	700 WLW	Marty Brennaman, Joe Nuxhall	WLWT - 5	-	Ken Coleman, Bill Brown
1978	700 WLW	Marty Brennaman, Joe Nuxhall	WLWT - 5	-	Ken Coleman, Bill Brown
1979	700 WLW	Marty Brennaman, Joe Nuxhall	WLWT - 5	-	Ken Coleman, Ray Lane, Bill Brown
1980	700 WLW	Marty Brennaman, Joe Nuxhall, Dick Carlson	WLWT - 5	-	Bill Brown, Ray Lane
1981	700 WLW	Marty Brennaman, Joe Nuxhall	WLWT - 5	-	Bill Brown, Ray Lane, Dick Carlson
1982	700 WLW	Marty Brennaman, Joe Nuxhall	WLWT - 5	-	Bill Brown, Ray Lane, Dick Carlson
1983	700 WLW	Marty Brennaman, Joe Nuxhall	WLWT - 5	-	Ray Lane, Ken Wilson, Dick Carlson
1984	700 WLW	Marty Brennaman, Joe Nuxhall	WLWT - 5	-	Ray Lane, Ken Wilson
1985	700 WLW	Marty Brennaman, Joe Nuxhall	WLWT - 5	-	Ken Wilson, Joe Morgan
1986	700 WLW	Marty Brennaman, Joe Nuxhall	WLWT - 5	-	Steve Physioc, Marty Brennaman, Joe Nuxhall
1987	700 WLW	Marty Brennaman, Joe Nuxhall	WLWT - 5	-	Marty Brennaman, Joe Nuxhall, Johnny Bench
1988	700 WLW	Marty Brennaman, Joe Nuxhall	WLWT - 5	-	Johnny Bench, Jay Randolph
1989	700 WLW	Marty Brennaman, Joe Nuxhall	WLWT - 5	-	Johnny Bench, Thom Brennaman
1990	700 WLW	Marty Brennaman, Joe Nuxhall	WLWT - 5	-	Steve LaMar, Johnny Bench, Gordy Coleman, Tom Hume
1991	700 WLW	Marty Brennaman, Joe Nuxhall	WLWT - 5	SC Ohio	Steve LaMar, Marty Brennaman, Gordy Coleman
1992	700 WLW	Marty Brennaman, Joe Nuxhall	WLWT - 5	SC Ohio	Steve LaMar, Marty Brennaman, Gordy Coleman
1993	700 WLW	Marty Brennaman, Joe Nuxhall	WLWT - 5	SC Ohio	George Grande, MBrennaman, Gordy Coleman, Chris Welsh
1994	700 WLW	Marty Brennaman, Joe Nuxhall	WLWT - 5	SC Ohio	George Grande, MBrennaman, Gordy Coleman, Chris Welsh

Year	Radio	Announcers	TV	Cable	Announcers
1995	700 WLW	Marty Brennaman, Joe Nuxhall	WLWT - 5	SC Ohio	George Grande, MBrennaman, Chris Welsh
1996	700 WLW	Marty Brennaman, Joe Nuxhall	WSTR - 64	SC Ohio	George Grande, MBrennaman, Chris Welsh
1997	700 WLW	Marty Brennaman, Joe Nuxhall	WSTR - 64	SC Ohio	George Grande, MBrennaman, Chris Welsh
1998	700 WLW	Marty Brennaman, Joe Nuxhall	WKRC-12, WSTR-64	Fox Ohio	George Grande, MBrennaman, Chris Welsh
1999	700 WLW	Marty Brennaman, Joe Nuxhall	None	Fox Ohio	George Grande, Chris Welsh
2000	700 WLW	Marty Brennaman, Joe Nuxhall	None	Fox Net	George Grande, Chris Welsh
2001	700 WLW	Marty Brennaman, Joe Nuxhall	None	Fox Net	George Grande, Chris Welsh
2002	700 WLW	Marty Brennaman, Joe Nuxhall	None	Fox Net	George Grande, Chris Welsh
2003	700 WLW	Marty Brennaman, Joe Nuxhall	None	Fox Net	George Grande, Chris Welsh
2004	700 WLW	Marty Brennaman, Joe Nuxhall, Steve Stewart	None	Fox Net	George Grande, Chris Welsh
2005	700 WLW	Marty Brennaman, Steve Stewart, Joe Nuxhall	None	FSN Ohio	George Grande, Chris Welsh
2006	700 WLW	Marty Brennaman, Steve Stewart, Joe Nuxhall	None	FSN Ohio	George Grande, Chris Welsh
2007	700 WLW	Marty Brennaman, Thom Brennaman, Jeff Brantley, Joe Nuxhall, Steve Stewart	None	FSN Ohio	George Grande, Chris Welsh, Thom Brennaman, Jeff Brantley, Steve Stewart
2008	700 WLW	Marty Brennaman, Thom Brennaman, Jeff Brantley	None	FSN Ohio	George Grande, Chris Welsh, Thom Brennaman, Jeff Brantley
2009	700 WLW	Marty Brennaman, Thom Brennaman, Jeff Brantley, Jim Kelch, Dan Hoard, Kent Mercker	None	FOX Sports Ohio	George Grande, Chris Welsh, Thom Brennaman, Jeff Brantley, Jim Kelch
2010	700 WLW	Marty Brennaman, Thom Brennaman, Jeff Brantley, Jim Kelch, Kent Mercker, Chris Welsh	None	FOX Sports Ohio	Thom Brennaman, Jeff Brantley, Paul Keels, Chris Welsh, Jim Kelch, George Grande
2011	700 WLW	Marty Brennaman, Thom Brennaman, Jeff Brantley, Jim Kelch,	None	FOX Sports Ohio	Thom Brennaman, Jeff Brantley, Chris Welsh, George Grande, Jim Kelch, Jim Day, Sean Casey
2012	700 WLW	Marty Brennaman, Thom Brennaman, Jeff Brantley, Jim Kelch, Doug Flynn	None	FOX Sports Ohio	Thom Brennaman, Jeff Brantley, Chris Welsh, George Grande, Jim Kelch, Jim Day, Sean Casey
2013	700 WLW	Marty Brennaman, Thom Brennaman, Jeff Brantley, Jim Kelch, Doug Flynn	None	FOX Sports Ohio	Thom Brennaman, Jeff Brantley, Chris Welsh, George Grande, Jim Kelch, Jim Day, Sean Casey
2014	700 WLW	Marty Brennaman, Thom Brennaman, Jeff Brantley, Jim Kelch, Doug Flynn	None	FOX Sports Ohio	Thom Brennaman, Jeff Brantley, Chris Welsh, George Grande, Jim Kelch, Jim Day, Sean Casey
2015	700 WLW	Marty Brennaman, Thom Brennaman, Jeff Brantley, Jim Kelch, Doug Flynn	None	FOX Sports Ohio	Thom Brennaman, Jeff Brantley, Chris Welsh, George Grande, Jim Kelch, Jim Day
2016	700 WLW	Marty Brennaman, Thom Brennaman, Jeff Brantley, Jim Kelch, Doug Flynn, Tom Browning	None	FOX Sports Ohio	Thom Brennaman, Jeff Brantley, Chris Welsh, George Grande, Jim Kelch, Jim Day
2017	700 WLW	Marty Brennaman, Thom Brennaman, Jeff Brantley, Jim Kelch, Doug Flynn	None	FOX Sports Ohio	Thom Brennaman, Jeff Brantley, Chris Welsh, George Grande, Jim Kelch, Jim Day
2018	700 WLW	Marty Brennaman, Thom Brennaman, Jeff Brantley, Jim Day, Doug Flynn, Danny Graves, Tommy Thrall, Tom Nichols	None	FOX Sports Ohio	Thom Brennaman, Jeff Brantley, Chris Welsh, George Grande, Jim Day
2019	700 WLW	Marty Brennaman, Thom Brennaman, Jeff Brantley, Tommy Thrall, Doug Flynn, Danny Graves	None	FOX Sports Ohio	Thom Brennaman, Jim Day, Chris Welsh, Jeff Brantley
2020	700 WLW	Tommy Thrall, Jeff Brantley, Danny Graves	None	FOX Sports Ohio	Thom Brennaman, Jim Day, Chris Welsh, Jeff Brantley, Sam LeCure
2021	700 WLW	Tommy Thrall, Jeff Brantley, Chris Welsh	None	Bally Sports Ohio	John Sadak, Chris Welsh, Barry Larkin, Jeff Brantley, Sam LeCure, Jim Day
2022	700 WLW	Tommy Thrall, Jeff Brantley, Chris Welsh, Joey Votto	None	Bally Sports Ohio	John Sadak, Chris Welsh, Barry Larkin, Jeff Brantley, Sam LeCure, Jim Day, Joey Votto

2023 REDS ON RADIO AFFILIATES

OHIO

Athens	WATH AM	970
	WATH FM	97.1
Cambridge	WILE FM	97.9
Canton-Massillon	WTIG AM	990
Celina	WKKI FM	94.3
Chillicothe	WBEX AM	1490
	WBEX FM	92.7
Cincinnati	WLW AM	700
	WKFS FM	94.5
Columbus	WZCB HD2 FM	105.3
Dayton	WING AM	1410
Findlay	WBVI FM	96.7
Fostoria	WFOB AM	1430
	WFOB FM	105.7
Hillsboro	WSRW AM	1590
	WSRW FM	101.5
Jackson	WYPC AM	1330
	WYPC FM	105.3
Lima	WIMA AM	1150
Marietta	WMOA AM	1490
	WMOA FM	101.3
Marysville	WDLR AM	1270
	WDLR FM	96.7
Portsmouth	WNXT AM	1260
	WNXT FM	95.7
Wash. CH	WCHO AM	1250
Zanesville	WHIZ AM	1240
	WHIZ FM	102.3

ILLINOIS

Mt. Carmel	WSJD FM	100.5
------------	---------	-------

INDIANA

Batesville	WRBI FM	103.9
Bloomington	WGCL AM	1370
	WGCL FM	96.1
Connersville/	WLPK AM	1580
Rushville	WLPK FM	106.9
Crawfordsville	WCVL AM	1550
	WCVL FM	92.1
Evansville	WSON AM	860
	WSON FM	96.5
Madison	WXGO AM	1270
	WXGO FM	100.9

Portland	WPGW AM	1440
	WPGW FM	100.9
	WPGW FM	105.3
Princeton	WSJD FM	100.5
Richmond	WKBV AM	1490
	WKBV FM	100.9
Salem	WSLM AM	1220
	WSLM FM	97.9
Sullivan	WNDI AM	1550
	WNDI FM	95.3
Washington	WAMW AM	1580
	WAMW FM	95.9
	WAMW FM	101.3

KENTUCKY

Ashland	WVHU AM	800
Berea	WKXO AM	1500
	WKXO FM	103.5
Bowling Green	WWKU AM	1450
	WWKU FM	102.7
Campbellsville	WTCO AM	1450
	WTCO FM	106.7
Columbia	WAIN AM	1270
	WAIN FM	101.9
Cynthiana	WCYN AM	1400
	WCYN FM	101.3
Elizabethtown	WIEL AM	1400
	WIEL FM	106.1
Elkhorn City	WEKB AM	1460
	WEKB FM	104.3
Frankfort	WHBE FM	105.7
Glasgow	WCDS AM	1230
	WCDS FM	104.7
Grayson	WUGO FM	99.7
Henderson	WSON AM	860
	WSON FM	96.5
Hopkinsville	WHOP AM	1230
	WHOP FM	95.3
Lexington	WLXG AM	1300
	WLXG FM	92.5
London	WFTG AM	1400
	WFTG FM	106.9
Louisville	WHBE AM	680
	WHBE FM	105.7
Martin	WMDJ AM	100.1
Maysville	WFTM AM	1240

Munfordville	WLOC AM	1150
	WLOC FM	101.7
Paintsville	WKYH AM	600
	WKYH FM	99.3
Pikeville	WLSI AM	900
	WLSI FM	95.9
	WZLK FM	107.5
Richmond	WEKY AM	1340
	WEKY FM	92.5
Somerset	WTLO AM	1480
	WTLO FM	97.7
Whitesburg	WTCW AM	920
	WTCW FM	95.1

TENNESSEE

Bristol-Johnson City-		
Kingsport	WETB AM	790
	WETB FM	93.7
Clarksville	WHOP AM	95.3
	WHOP FM	95.3

VIRGINIA

Abingdon	WETB AM	790
Wise	WTCW AM	920
	WTCW FM	95.1

WEST VIRGINIA

Charleston	WCHS AM	580
	WCHS FM	96.5
Hinton	WMTD FM	102.3
Huntington	WVHU AM	800
Kenova	WWZWB AM	1420
Logan	WVOW AM	1290
	WVOW FM	101.9
Point Pleasant	WJEH FM	93.1
Ravenswood	WMOV AM	1360
	WMOV FM	93.5
Ripley	WMOV FM	106.7
Williamson	WBTH AM	1400
	WBTH FM	102.5

General Media Information

CONTACT INFORMATION

You can contact the Cincinnati Reds media relations office by email at rbutcher@reds.com, lherms@reds.com or jramsey@reds.com. During games, you can reach the media relations staff at (513) 765-7350 or (513) 765-7450.

MEDIA CREDENTIALS

Cincinnati Reds media credentials will be issued only to reporters or photographers for accredited media. Reds season credentials only will be issued to those media outlets that cover the Reds on a daily basis. Credentials requests can be made online at <https://credentials.mlb.com>. Please allow 24-hour notice for all daily credential requests. Under no circumstances are media credentials to be transferred from person to person. Violation of this policy will result in notification of the Major League office of the violation, dismissal of the media member from Great American Ball Park and confiscation of the violator's media credential.

MEDIA CREDENTIAL PICKUP

Members of the media can pick up approved daily credentials at Suite Gate D, located to the right of Dock 3 and up the stairs near the BetMGM Sportsbook.

PRESS BOX

The TV and radio broadcast booths are located on Level 3 of Great American Ball Park. The writing press box is located on Suite Level 2, down the third base line. The writing press box is open 3 hours and 30 minutes prior to gametime. The press dining room, located on broadcast Level 3, is open 2 hours prior to gametime. A delicious buffet dinner is available for purchase.

CLUBHOUSE ACCESS

Only media with approved credentials have access to the clubhouses. The clubhouses are open 3 hours and 30 minutes prior to the start of each game and close 1 hour prior to the start of each game. Following the game, the clubhouses will open no later than 10 minutes after the final out. The clubhouses are located on Field Level. The Reds' dugout is located on the first base side, the visitors' dugout on the third base side. Until batting practice is over, media can access the field through the tunnels adjacent to each clubhouse. After batting practice is over, access to and from the field may be made only through the tunnel on the outfield side of the third base dugout. Members of the media are not permitted in the training rooms, players' lounges or equipment areas.

MEDIA PARKING

The media relations department does not have individual gameday parking passes. For information on monthly parking, contact Central Parking at (513) 946-8100.

2023 BATTING PRACTICE SCHEDULE

Gametime	8:05	7:10	6:40	4:10	3:10	2:10	1:10	12:35
Visitors Early Work	3:25	2:30	2:00	11:30	-	-	-	-
Reds Early Work	4:25	3:30	3:00	12:30	-	-	-	-
Reds Pitchers Hit	5:20	4:25	3:55	1:25	-	-	-	-
Reds BP	5:45	4:50	4:20	1:50	12:50	11:50	10:50	10:15
Visitors BP	6:40	5:45	5:15	2:45	1:45	12:45	11:45	11:10

Game Broadcast



JOE ZERHUSEN - Affiliate/Broadcast Manager

Joe Zerhusen is in his 21st season as the public address announcer for the Reds at Great American Ball Park. He also manages the Cincinnati Reds Radio Network, which now numbers more than 110 radio stations covering 8 states. Zerhusen spent 10 years as the public address announcer for the University of Cincinnati, working football games at Nippert Stadium and men's and women's basketball games at Fifth Third Arena. He also has worked NASCAR and IndyCar races at Kentucky Speedway. A lifelong Reds fan, Joe grew up in Northern Kentucky, where he attended Covington Catholic High School and Northern Kentucky University.



BOB PENNELL

Bob Pennell is in his 12th full year as coordinating producer for Bally Sports broadcasts. Prior to taking that position during the 2011 season, he had served as a producer/director since 1997 for Cleveland Indians and Cleveland Cavaliers games. In addition to Reds and Indians baseball, Pennell also has directed Columbus Blue Jackets hockey and Ohio high school football. The lifelong Ohioan grew up in the Youngstown area and graduated from Kent State in 1985. Bob and wife Lori have 4 children, Erica, Eliot, Amy and Natalie.



JOSH HALL

Josh Hall is in his 12th season as the producer of Reds games for Bally Sports. In January 2012 the Ohio native joined Reds TV from the Phoenix Suns, where he had produced games and pre-game shows since 2006. He also has worked on TV broadcasts for the Super Bowl, Final Four, PGA Championship, Masters and SEC football championship game. Hall began his career in 1997 as an intern for Cleveland Indians TV broadcasts on SportsChannel Ohio, then from 1999-2001 was the sports producer at CLTV in Chicago. From 2001-02 he was a production coordinator for International Sports Broadcasting, the host broadcast entity for the 2002 Winter Olympics, and from 2003-06 he was a broadcast associate for CBS Sports working the NFL, college football, NCAA basketball and PGA Tour. Josh is a 1994 graduate of Jefferson High School in northern Ohio and a 1998 graduate of Wheaton College in Illinois.



ROY ALFERTS

In his second stint working for Bally Sports, Roy Alferts is in his 16th full season directing the game broadcasts. He also directed the club's broadcasts from 1982-90. Alferts spent 14 seasons directing Atlanta Braves and Hawks telecasts for TBS and Fox South, winning 8 Emmy Awards for his baseball and basketball coverage. He has been a producer/director for Xavier basketball for 19 seasons on FSOH and also worked SEC and ACC basketball and football broadcasts for Raycom Sports. He won an Emmy for his ACC football coverage in 2014. For 6 seasons Alferts produced



BRIAN FILIPPETTI

and directed pre-season football games for the NFL's Indianapolis Colts, and for 11 years he worked Ohio State men's basketball telecasts. Brian Filippetti is in his eighth season as a director for Bally Sports broadcasts. He won 6 Ohio Valley Regional Emmy awards for live sports directing, including 5 for his Blue Jackets hockey coverage in 2014, 2016, 2017, 2018 and 2020 along with another for his Reds coverage in 2019. Filippetti has worked in television production for more than 20 years, also covering basketball, football and soccer.



KENT WEAVER

Kent Weaver will produce the Bally Sports pre- and post-game shows, while Jenn Heringer will direct game broadcasts. Weaver is in his 22nd season as the Reds Live pre/post game producer for Bally Sports Ohio. He was also the Columbus Blue Jackets pre/post game producer for 7 seasons and has also worked on Xavier, University of Cincinnati and Bengals broadcasts. The 1984 graduate of The Indiana University of Pennsylvania worked freelance for CBS, ESPN and NBC and spent 10 years in the WLWT sports department (1989-99). Heringer will direct TV games for the fourth consecutive



JENN HERINGER

season, her 27th associated with the Reds. The Northern Kentucky University graduate joined Reds Scoreboard as an intern in 1997 and spent 22 seasons on the gameday staff, including the last 11 years as a director. She started working for Bally Sports in 2013, directing Reds Live and Blue Jackets Live pre- and post-game shows.



DAVE ARMBRUSTER

Dave Armbruster enters his 38th season as producer/engineer for the Reds on Radio. For 15 years he was the network coordinator responsible for the affiliates on the Reds Radio Network, which included outlets in 7 states and broadcasts that could be heard in 38 states on flagship station 700 WLW. A Cincinnati native, Armbruster has been with 700 WLW for 41 years. He also oversees the Bengals Radio Network, as well as the radio broadcasts for the University of Cincinnati Bearcats and Xavier University Musketeers.

COVERING THE BEAT



Mark Sheldon
MLB.com



C. Trent Rosecrans
TheAthletic.com



Bobby Nightengale
Cincinnati Enquirer



Charlie Goldsmith
Cincinnati Enquirer



Adam Baum
Cincinnati Enquirer



Jason Williams
Cincinnati Enquirer



Paul Dehner Jr.
TheAthletic.com



Jay Morrison
TheAthletic.com



John Fay
BBWAA



David Jablonski
Cox First Media



Mark Schmetzer
Reds Report/AP



Gary Schatz
AP



Hal McCoy
BBWAA



Jeff Wallner
AP



Mitch Stacy
AP



Marshall Kramsky
WCPO-TV 9



Caleb Noe
WCPO-TV 9



Gary Miller
WKRC-TV 12



Chris Renkel
WKRC-TV 12



George Vogel
WLWT-TV 5



Olivia Ray
WLWT-TV 5



Joe Danneman
WXIX-TV 19



Jeremy Rauch
WXIX-TV 19



Betsy Ross
WXIX-TV 19



Jack Pohl
WDTN-TV 2



Tim Sullivan
Louisville C-J



Mark Maloney
Herald-Leader



Conrad Clowers
Cincinnati Herald



Ron Millenor
Reds TV Network



Kent Weaver
Reds TV Network



Bill Dennison
WLW Radio



Lance McAlister
WCKY/WLW Radio



Ken Broo
700 WLW Radio



Mo Egger
WCKY Radio



Maryanne Zeleznik
WVXU Radio



Steve Vaughn
WMOH radio

**2023 CINCINNATI CHAPTER
BASEBALL WRITERS'
ASSOCIATION OF AMERICA (BBWAA)**

National Chapter President: Shi Davidi, Tor

Local Chapter Chair: Mark Sheldon

Local Chapter Treasurer: Joe Kay

The Associated Press

Mitch Stacy (2021)

At Large

Hal McCoy (1970)

Cox Newspapers

David Jablonski (2015)

Reds Report

Mark Schmetzer (1995)

FOX Sports

Jordan Shusterman (2023)

MLB.com

Mark Sheldon (2016)

Cincinnati Enquirer

Charlie Goldsmith (2021)

Bobby Nightengale (2018)

Jason Williams (2023)

CBSSports.com

Matt Snyder (2015)

Fangraphs

Dan Szymborski (2016)

TheAthletic.com

C. Trent Rosecrans (2005)

Lifetime Members

Bucky Albers

Rick Bailey

John Erardi

Greg Hoard

Marc Katz

Jim Massie

Sean McClelland

John Fay

Paul Daugherty

Tom Archdeacon

Jerry Dowling

Jim Ferguson

Bob Hunter

Mike Lopresti

Mark Maloney

Greg Simms

Joe Kay

LOCAL MEDIA OUTLETS

Newspapers/Web Sites

MLB.com

Beat reporter: Mark Sheldon

TheAthletic.com

Beat reporters: C. Trent Rosecrans
Reporters: Paul Dehner Jr., Jay Morrison

Cincinnati Enquirer

312 Elm St., Cincinnati, OH 45202
(513) 768-8391, enquirer.com
Sports Editor: Jason Hoffman
Beat reporters: Bobby Nightengale,
Charlie Goldsmith, Adam Baum
Columnist: Jason Williams

Reds Report

1350 West Fifth Ave., Columbus, OH 43212
(614) 486-2202
Editor: Mark Rea
Reporter: Mark Schmetzer

Cox First Media

1611 S. Main St., Dayton, OH 45409
(937) 225-2395, daytondailynews.com
Sports Editor: John Boyle
Reporter: Dave Jablonski
Columnist: Tom Archdeacon

The Columbus Dispatch

34 South Third St., Columbus, OH 43215
(614) 461-5236, dispatch.com
Sports Editor: Brian White
Columnist: Rob Oller

Wire Services

The Associated Press

312 Elm St., Cincinnati, OH 45202
(513) 241-2386, ap.org
Editor: Mitch Stacy
Reporters: Mark Schmetzer, Gary Schatz,
Jeff Wallner

BBWAA, At Large

Reporters: Hal McCoy, John Fay, Joe Kay



Television Stations

Bally Sports Ohio, Rightsholder

600 Vine St., Suite 2204, OH 45202
(513) 469-2006
Coordinating Producer: Bob Pennell
Producer: Josh Hall

WCPO Channel 9

ABC - 1720 Gilbert Ave., Cincinnati, OH 45202
(513) 852-4072, wcpo.com
Talent/Web: Caleb Noe, Marshall Kramsky
Producer/Photographer: Philip Lee

WKRC Channel 12

CBS - 1906 Highland Ave., Cincinnati, OH 45219
(513) 763-5455, local12.com
Talent: Gary Miller, Chris Renkel
Producers: Austin Tanner, Brad Steinberg

WLWT Channel 5

NBC - 1700 Young St., Cincinnati, OH 45210
(513) 412-5088, wlwt.com
Talent: George Vogel, Olivia Ray

WXIX Channel 19

FOX - 635 W. 7th St., Cincinnati, OH 45203
(513) 421-0119, fox19.com
Talent: Joe Danneman, Jeremy Rauch

Radio Stations

WLW 700, AM, Rightsholder

8044 Montgomery Road, Cincinnati, OH 45236
(513) 421-6397
Studio, (513) 241-2023 or (800) 729-2023
Lance McAlister, Mo Egger, Bill Dennison,
Dave Armbruster, Ken Broo

WCKY 1530, AM (1530 Homer, All Sports)

8044 Montgomery Road, Cincinnati, OH 45236
(513) 421-6397; Studio, (513) 749-4357
Lance McAlister, Mo Egger, Austin Elmore

WSAI 1360, AM (FOX Sports Radio, XM 169)

137 E. 4th St., #312, Cincinnati, OH 45202
(513) 621-3388
Andy Furman

WMOH 1450, AM

2081 Fairgrove Ave., Hamilton, OH 45011
(513) 863-1111
Steve Vaughn

WVXU 91.7, FM

1223 Central Parkway, Cincinnati, OH 45214
(513) 352-9170
Maryanne Zeleznik

NATIONAL BASEBALL HALL OF FAME AND MUSEUM



25 Main St., Cooperstown, New York 13326

baseballhalloffame.org

Phone: (607) 547-0215 Fax: (607) 547-2044

E-mail: info@baseballhalloffame.org



DIRECTORY: Jane Forbes Clark (Chairman), Josh Rawitch (President), Sean Gahagan (Vice President, Retail Merchandising & Licensing), Shilpa Ketharaju (Vice President, Finance and Administration), Ken Meifert (Vice President, Sponsorship & Development), Ryan Selzner (Vice President, People & Culture)

PR CONTACTS: Jon Shestakofsky (Vice President, Communications & Education), Craig Muder (Communications Director)

RESEARCH AND LIBRARY CONTACTS: Cassidy Lent (Director, Library)

2023 HALL OF FAME INDUCTION CEREMONY: SUNDAY, JULY 23, CLARK SPORTS CENTER

CLASS OF 2023: Fred McGriff, Scott Rolen, broadcaster Pat Hughes, writer John Lowe

REDS IN COOPERSTOWN

A total of 46 former players, managers and executives in the Hall of Fame spent all or part of their professional careers with the Cincinnati Reds, including 2023 BBWAA electee Scott Rolen, who played with the Reds from 2009-2012. Ten Hall of Famers spent a majority of their careers in a Reds uniform, including Johnny Bench, Barry Larkin, Ernie Lombardi, Bill McKechnie, Bid McPhee, Joe Morgan, Tony Pérez, Eppa Rixey, Frank Robinson and Edd Roush. For a complete list of Cincinnati Reds in the Hall of Fame, visit the Hall of Famers team pages at www.baseballhall.org.

RESEARCH ASSISTANCE

Contact the Public Relations department at (607) 547-0215 or the Library Reference desk at (607) 547-0330.

MAJOR LEAGUE BASEBALL RULES OF INTEREST

Calculating the “Magic Number”: Determine the number of games to be played by the team in the lead. Add one to that number. Subtract from that figure the number of games ahead in the loss column from the closest opponent.

Determining Earned Run Average: Multiply earned runs by nine, then divide total by innings pitched.

Determining Batting Average: Divide total hits by total at-bats.

Determining Slugging Percentage: Divide the total bases of all safe hits by the total number of at-bats.

Determining On-Base Percentage: Divide hits + walks + hit-by-pitch, by at-bats + walks + hit-by-pitch + sacrifice flies.

Determining Fielding Percentage: Divide the total number of putouts and assists by the total of putouts, assists and errors.

The Winning Pitcher: The starting pitcher will be credited with the win only if the pitcher has pitched at least five complete innings and his team not only is in the lead when he is replaced, but remains in the lead the remainder of the game. EXCEPTION: The “must-pitch-five-complete-innings” rule in respect to the starting pitcher shall be in effect for all games of six or more innings. In a five-inning game, credit the starting pitcher with a game won only if he has pitched at least four complete innings and his team not only is in the lead when he is replaced, but remains in the lead the remainder of the game. When the starting pitcher does not meet the preceding criteria and more than one relief pitcher is used, the victory shall be awarded on the following basis:

- (1) When, during the tenure of the starting pitcher, the winning team assumes the lead and maintains it to the finish of the game, credit the victory to the relief pitcher judged by the official scorer to have been the most effective.
- (2) Whenever the score is tied, the game becomes a new contest insofar as the winning and losing pitcher is concerned.
- (3) Once the opposing team assumes the lead, all pitchers who have pitched up to that point are excluded from being credited with the victory except the current pitcher.

(4) The winning relief pitcher shall be the one who is the pitcher of record when his team assumes the lead and maintains it to the finish of the game. EXCEPTION: Do not credit a victory to a relief pitcher who is ineffective in a brief appearance, when a succeeding relief pitcher pitches effectively in helping his team maintain the lead. In such cases, credit the succeeding relief pitcher with the victory.

Earning a Save: Credit a pitcher with a save when he meets all of the following conditions;

- (1) He is the pitcher that finished the game won by his team.
- (2) He is not the winning pitcher.
- (3) He qualifies under one of the following conditions:
 - a. He enters the game with a lead of no more than three runs and pitches for at least one inning, or
 - b. He enters the game, regardless of the count, with the potential tying run either on base, at bat, or on deck (that is, the potential tying run either already on base or is one of the first two batters he faces), or
 - c. He pitches effectively for at least three innings.

Consecutive Game Hitting Streak: A consecutive game hitting streak shall not be terminated if the player's plate appearance(s) results in a base on balls, hit batter, defensive interference or sac bunt. The streak shall terminate if the player has a sac fly and no hit. Hitting streaks do not carry over from season to season.

Consecutive Game Playing Streak: A consecutive game playing streak shall be extended if the player plays one-half inning on defense or if he completes a time at bat by reaching base or being put out. A pinch-running appearance shall not extend the streak. If a player is ejected from the game by an umpire before he can comply with the requirement of this rule, the streak shall continue.

Rain Delays: Pursuant to Rule 3.10(a), the manager of the home team shall be the sole judge as to whether a game shall be started because of unsuitable weather conditions or the unfit condition of the playing field, except for the second game of a doubleheader. Pursuant to Rule 3.10(c), the umpire in chief shall be the sole judge as to whether and when a game shall be suspended and as to whether and when play will be resumed. An umpire shall not call a game until at least 30 minutes after he has suspended play. He may continue the suspension as long as he believes there is any chance to resume play.

National League Curfew: There is no curfew in the National League. The game is in the hands of the umpires once it has started.

Major League Year: 172 days of service time constitutes a full year in the Major Leagues.

Rookie Status at the Major League Level: To be considered a rookie, a player must not have more than 130 at-bats, or 50 innings-pitched in the Major Leagues during a previous season or seasons, nor more than 45 days on a Major League roster during the Major League 25-player limit (excluding time in the military).

MAJOR LEAGUE BASEBALL FRONT OFFICE

1271 Avenue of the Americas, New York, NY 10020
(212) 931-7800 . mlb.com

Senior Staff

Robert D. Manfred Jr. Commissioner
 Dan Halem Deputy Commissioner, Baseball Adm. & CLO
 Lara Pitaro Wisch EVP & General Counsel
 Noah Garden Chief Revenue Officer
 Chris Marinak Chief Operations & Strategy Officer
 Tony Reagins Chief Baseball Development Officer
 Bob Starkey Chief Financial Officer & Senior Advisor
 Karen Timpone EVP & Chief Marketing Officer
 Patrick Courtney Chief Communications Officer

Communications

Patrick Courtney Chief Communications Officer
 Matt Bourne SVP, Corporate Communications
 Michael Teevan VP, Communications
 John Blundell VP, Communications
 Steven Arocho VP, Corporate Communications
 Ileana Peña Donovan .. Sr. Director, Business Communications
 Donald Muller Director, Communications
 David Hochman Director, Business & Tech Communications
 Yolayna Alvarez Senior Coordinator, Communications
 Julisbel Lopez Senior Coordinator, Credentials
 Abigail Goodman .. Sr. Coordinator, Corporate Communications
 Ginger Dillon Executive Assistant
 April Brown Vice President, Social Responsibility
 Jessica Carroll Senior Director, MLB Photos
 Lou Barricelli Sr. Director, Media Relations for MLB Network
 Amanda Rodriguez Coordinator, Media Relations for MLB Network
 John Thorn Official Baseball Historian

SPRING TRAINING INFORMATION



MEDIA CREDENTIALS

Please contact Rob Butcher at rbutcher@reds.com. Please submit daily credential requests at least 24 hours in advance.

IMPORTANT PHONE NUMBERS

- Player Development Complex(623) 932-6590
- Media Relations Office(623) 932-6821
- Goodyear Ballpark Office(623) 882-3120
- Ballpark Ticket Office(623) 882-3130

REDS PLAYER DEVELOPMENT COMPLEX

3125 S. Wood Blvd.
Goodyear, AZ 85338

GOODYEAR BALLPARK

1933 S. Ballpark Way
Goodyear, AZ 85338

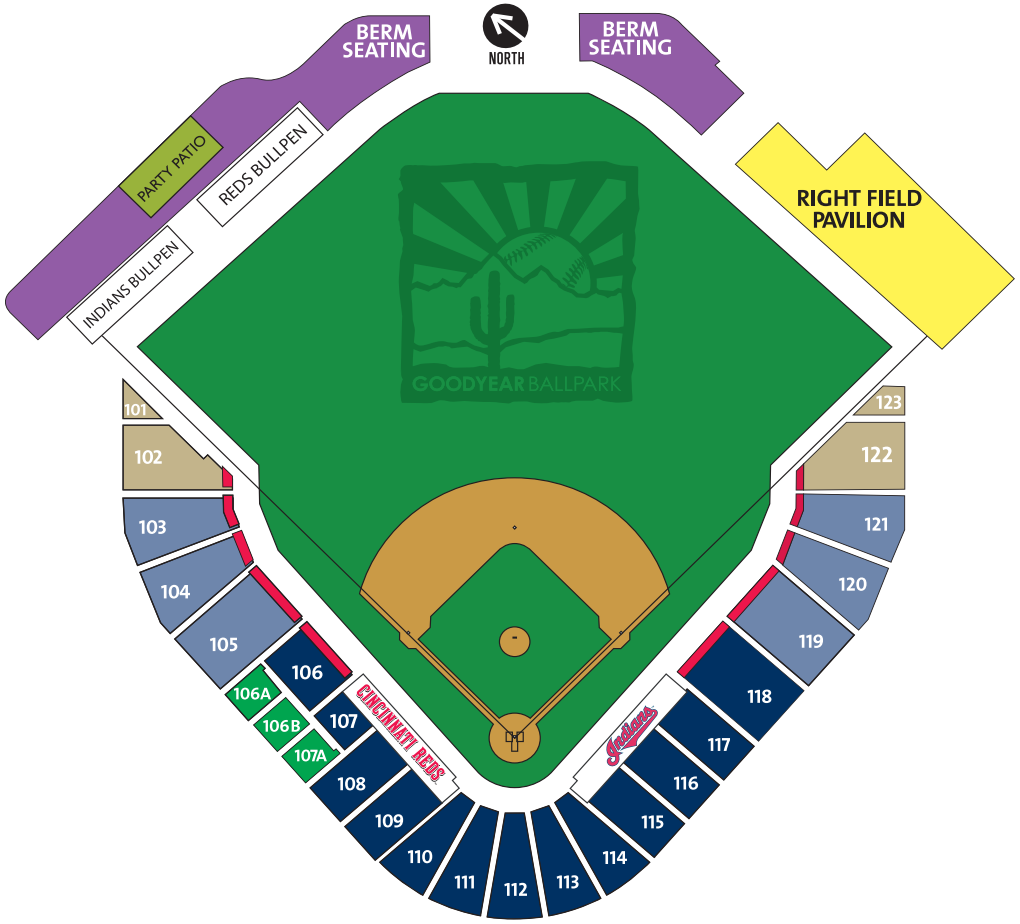
- Capacity..... 10,311
- Dimensions
- Left Field Line..... 345
- Left Field Gap..... 380
- Center Field..... 410
- Right Field Gap..... 380
- Right Field Line..... 345

DIRECTIONS TO GOODYEAR BALLPARK

From I-10: Exit 126, Estrella Parkway and proceed south. Goodyear Ballpark will be on the left. To get to the Player Development Complex, continue south past the ballpark to South Wood Boulevard. Turn left, the Reds' complex will be the first complex on the right.

CINCINNATI REDS' SPRING TRAINING SITES

1891.....Hot Springs, AR	1905..... Jacksonville, FL	1920.....Miami, FL
1892-94 Cincinnati, OH	1906..... San Antonio, TX	1921.....Cisco, TX
1895.....Mobile, AL	1907..... Marlin, TX	1922..... Mineral Wells, TX
1896-97 New Orleans, LA	1908..... St. Augustine, FL	1923-30Orlando, FL
1898.....Fort Worth, TX	1909..... Atlanta, GA	1931-42Tampa, FL
1899.....Columbus, GA	1910-11.....Hot Springs, AR	1943-45Bloomington, IN
1900.....New Orleans, LA	1912.....Columbus, GA	1946-87Tampa, FL
1901-02 Cincinnati, OH	1913.....Mobile, AL	1988-97 Plant City, FL
1903.....Augusta, GA	1914-15 Alexandria, LA	1998-2009 Sarasota, FL
1904.....Dallas, TX	1916-17Shreveport, LA	2010-Present Goodyear, AZ
	1919.....Waxahachie, TX	



	SUN	MON	TUE	WED	THU	FRI	SAT
	19	20	21	22	23	24	C 25 1:05 CLE
	SF 26 1:05	T 27 1:05 TEX	LA 28 1:05 LAD	A's 1 1:05 OAK	2	S 3 1:05 CWS	(SS) KC 4 1:05 (SS) OAK 1:05
SPRING TRAINING	(SS) LAA 5 1:10 (SS) OAK 1:05	(SS) COL 6 6:05	(SS) SF 7 1:05	(SS) SD 8 1:10	(SS) CHC 9 1:05 (SS) SEA 1:10	(SS) ARI 10 6:05 (SS) SEA 1:10	T 11 1:05 TEX
FEB/MARCH 2023	LA 12 1:05 LAD	(SS) MIL 13 1:05	KC 14 6:05 KC	C 15 6:05 CHC	16	C 17 6:05 CLE	A's 18 1:05 OAK
	(SS) MIL 19 1:10	(SS) LAA 20 1:05	21	(SS) SD 22 6:05	(SS) SEA 23 6:05	(SS) ARI 24 1:10	(SS) CWS 25 6:05
	(SS) CLE 26 1:05 (SS) COL 1:10	27	28	29	OPENING DAY CINCINNATI	31	

SCHEDULE SUBJECT TO CHANGE. TIMES ARE MST.

HOME **AWAY**

All times are Mountain Standard Time (MST), 2-hour time difference through March 12. Daylight savings time begins March 13 (3-hour time difference). Schedule subject to change.

reds.com/SPRING



BASEBALL IN GOODYEAR

In 2010 the Reds moved their spring training and player development operations to the west Phoenix, Arizona suburb of Goodyear.

The club made the move from Sarasota, Florida, where it had trained since 1998.

In addition to the spring training and player development operations, Goodyear serves as the summer home for the Reds' rookie Arizona League affiliate.

Spring training games are played at nearby Goodyear Ballpark, a facility the Reds share with the Cleveland Guardians.

On July 14, 2008 the Reds and the City of Goodyear finalized the terms on a binding use agreement that paved the way for the team to move its spring training facilities there in 2010. The team and city broke ground on November 17, 2008.

The agreement includes a 20-year lease that began in 2010 and two 5-year team options.

The Reds' Player Development Complex on South Wood Boulevard includes a 44,000-square foot clubhouse, 6 full practice fields, 2 half fields and an agility field.

The main ballpark seats more than 10,300 fans, including 500 premium box seats, 8,000 fixed seats and space for 2,000 spectators on a grassy berm in the outfield.

The original plans called for the stadium to be the centerpiece of Ballpark Village, a mixed-use development featuring offices, shops, restaurants, housing, hotels and a conference center.

The Guardians' instructional league team moved to Goodyear in September 2008, while their first Major League spring training camp was held in the new shared facility in February 2009.

REDS' SPRING TRAINING RECORDS

Year	Record	G	ERA	BA
2022	10-7-1	18	4.24	.294
2021	7-19-2	28	6.03	.261
2020 *	7-8-4	19	4.82	.254
2019	8-19-5	32	5.30	.258
2018	10-19-2	31	5.77	.257
2017	16-19-1	36	6.13	.286
2016	16-16-1	33	5.84	.286
2015	15-14-3	32	3.61	.268
2014	14-17-0	31	4.82	.269
2013	13-20-2	35	5.50	.271
2012	15-17-1	33	5.19	.274
2011	17-14-1	32	5.67	.297
2010	12-16-3	31	4.94	.259
Goodyear	160-205-26	391	5.27	.267
2009	13-20	33	4.30	.241
2008	17-15-1	33	5.49	.283
2007	18-12	31	3.96	.279
2006	22-11	33	4.61	.279
2005	17-15	32	5.01	.264
2004	18-16-1	35	4.16	.258
2003	13-18-2	33	4.57	.262
2002	9-22-1	32	4.74	.239
2001	14-14-1	29	4.48	.267
2000	16-17	33	4.94	.285
1999	15-16	31	4.52	.288
1998	13-18	31	3.88	.250
Sarasota	185-194-7	386	4.56	.267
1997	17-15	32	4.39	.301
1996	11-18	30	4.83	.242
1995	7-5	12	5.55	.305
1994	12-19-1	31	5.26	.283
1993	18-9-2	29	4.28	.290
1992	22-9-1	32	3.12	.283
1991	13-17-1	31	4.83	.271
1990	9-7	16	4.63	.281
1989	16-14-2	32	3.49	.275
1988	16-12-2	30	3.65	.262
1987	16-19-1	26	4.59	.289
1986	16-13	29	4.97	.295
1985	14-12	26	4.15	.267
1984	11-14	25	3.62	.241
1983	9-14-1	24	3.98	.261
1982	14-12	26	3.22	.256
1981	12-13	25	4.44	.282
1980	9-13	22	4.12	.273
1979	10-14	24	3.61	.255
1978	14-11	25	4.32	.275
1977	11-15	26	4.77	.272
1976	7-7	14	3.90	.274
1975	18-11	29	3.85	.305
1974	NA			
1973	17-9	26	3.14	.266
1972	9-11-1	21	2.70	.240
1971	15-15	30	4.44	.283
1970	14-13-1	28	4.95	.269

* COVID-19 pandemic, includes only games in Arizona

Beginning in Spring 2010, 15 Major League Baseball clubs train in Arizona and 15 train in Florida.

MAJOR LEAGUE BASEBALL MEDIA RELATIONS DIRECTORY

American League

Baltimore

Jackie Harig, Liam Davis, Tessa Sayers,
Nate Rowan, Brandon Quinones

Boston

Abby Murphy, Justin Long, Daveson Pérez,
Devin Benson, Carlos Villoria Benítez, Raleigh Clark

Chicago

Scott Reifert, Bob Beghtol, Ray Garcia,
Billy Russo, Joe Roti, Sheena Quinn

Cleveland

Bart Swain, Court Berry-Tripp,
Austin Controulis, Curti Danburg

Detroit

Ron Colangelo, Ben Fidelman, Carlos Guillén,
Chad Crunk

Houston

Anita Sehgal, Gene Dias,
Steve Grande, Shaq Sullivan

Kansas City

Sam Mellinger, Nick Kappel,
Ian Kraft, Logan Jones

Los Angeles Angels of Anaheim

Adam Chodzko, Matt Birch,
Grace McNamee, Marco Peralta

Minnesota

Dustin Morse, Mitch Hestad,
Matt Hodson, Nina Zimmerman

New York

Jason Zillo, Michael Margolis, Kaitlyn Brennan,
Jon Butensky, Parker Lougée, Jon Simon

Oakland

Mark Ling, Erica George, Mike Selleck,
Olivia Hummer, Greg Korn

Seattle

Tim Hevly, Alex Mayer, Adam Gresch,
Freddy Llanos

Tampa Bay

Jason Wallace, Craig Vanderkam, Karly Fisher,
Devyn Amara, Stephen Thomas

Texas

John Blake, Rich Rice, Carter Martin,
Tyler Strachan, Will Nadal

Toronto

Jessica Beard, Adam Felton, Simon Wells,
Madeliene Davidson, Rodney Hiemstra

National League

Arizona

Casey Wilcox, Shane Philipps,
Alex Arpiza, Kathleen Ritter

Atlanta

Beth Marshall, Jared Burleyson, Franco Garcia,
Sarit Babboni, Mitch George

Chicago

Jason Carr, Joanna Schimmel,
Jesse Feldman

Cincinnati

Rob Butcher, Larry Herms, Jamie Ramsey

Colorado

Alyssa Bruno, Cory Little, Shelby Cravens,
Robert Livingston, Kevin Collins

Los Angeles

Joe Jareck, Juan Dorado, Ally Savage

Miami

Jason Latimer, Jon Erik Alvarez,
Luis Dorante, Gali Sharoni

Milwaukee

Tyler Barnes, Michael Vassallo,
Andrew Gruman

New York

Ethan Wilson, Zach Weber, Kati Agostin,
Álan Suriel, Zack Becker, Josh Lederman

Philadelphia

Kevin Gregg, Chris Ware, Kenny Ayres,
Diego Etedgui

Pittsburgh

Dan Hart, Patrick Kurish,
Brian Warecki, Melissa Strozza

St. Louis

Brian Bartow, Michael Whitty, Chris Tunno,
Carson Shipley

San Diego

Craig Hughner, Danny Sanchez, J.P. Nolan,
Darren Feeney, Vanessa Dominguez

San Francisco

Matt Chisholm, Maria Jacinto, Erwin Higueros,
Megan Brown, Mike Passanisi, Mariana DePaula

Washington

Jennifer Giglio, Kyle Brostowitz,
Daniel Kurish, Valerie Todryk Krebs

BALLPARK SEATING



- Infield Box**
sections 113-121, 127-133
- Field Box**
sections 107-112, 134-139
- Terrace Line**
sections 107-110, 136-139
- Sun Deck/Moon Deck**
sections 140-146
- Terrace Outfield**
sections 101-106
- View Level Box**
sections 420-437
- Mezzanine**
sections 415-419
- Outer Mezzanine**
sections 411-414
- Floptics District**
sections 408-410
- Bleachers**
sections 401-406

- View Level**
sections 510-537
- Upper View Level**
sections 510-537
- Value View**
section 509

- PREMIUM SEATING**
- Diamond Seats***
sections 1-5
 - Club Home****
sections 220-228
 - Club Seating****
sections 301-307
 - Scout Box*****
sections 22-25
 - Scout*****
sections 122-126
 - Dugout Box*****
sections 114-119, 127-132 (First 5 Rows)



*Includes access to Lexus Diamond Club
 **Includes access to Bally Sports Club
 ***Includes access to Scouts Club presented by Belterra Park

2023 BALLPARK GUEST GUIDE

For complete information to assist Guests with their visit to Great American Ball Park, visit reds.com/guestguide.

2023 NOTES



2023 NOTES





CINCINNATI REDS HALL OF FAME
PRESENTED BY **Dinsmore**

INDUCTION CELEBRATION

JULY 15-16, 2023

BRONSON ARROYO // DANNY GRAVES // GABE PAUL

Every two years, the Reds Hall of Fame and Museum honors a new class of Hall of Fame inductees with special ceremonies and events. On July 15 and 16, the Hall will welcome pitcher Bronson Arroyo, pitcher Danny Graves, and general manager Gabe Paul as the Class of 2023. Festivities will kick off Saturday with a pregame ceremony and culminate on Sunday evening with the 2023 Reds Hall of Fame Induction Gala presented by Clark Schaefer Hackett, held at the Duke Energy Convention Center.

For more information on how to be a part of the celebration, visit



INDUCTION CELEBRATION PRESENTED BY:



INDUCTION GALA PRESENTED BY:



Reds

2023 SCHEDULE

MAR./APRIL 2023

SUN	MON	TUE	WED	THU	FRI	SAT
26	27	28	29	30 4:10 PIT	31	1 4:10 PIT
2 1:40 PIT	3 6:40 CHC	4 6:40 CHC	5 12:35 CHC	6 3:05 PHI	7	8 4:05 PHI
9 1:05 PHI	10 7:20 ATL	11 7:20 ATL	12 7:20 ATL	13 6:40 PHI	14 6:40 PHI	15 4:10 PHI
16 1:40 PHI	17 6:40 TB	18 6:40 TB	19 12:35 TB	20 6:35 PIT	21 6:35 PIT	22 6:35 PIT
135 PIT 4:07 OAK	23 6:40 TEX	24 6:40 TEX	25 6:40 TEX	26 12:35 TEX	27	28 9:40 OAK
						29 4:07 OAK

JULY 2023

SUN	MON	TUE	WED	THU	FRI	SAT
						1 1:40 SD
2 1:40 SD	3 6:05 WSH	4 11:05 WSH	5 7:05 WSH	6 1:05 WSH	7	8 8:10 MIL
9 2:10 MIL	10	11 ★	12	13	14 7:10 MIL	15 7:10 MIL
16 1:40 MIL	17 7:10 SF	18 7:10 SF	19 7:10 SF	20 12:35 SF	21 7:10 ARI	22 4:10 ARI
1:40 ARI 4:10 LAD	23 6:10 MIL	24 8:05 CHC	25 8:10 MIL	26 2:10 MIL	27	28 10:10 LAD
						29 9:10 LAD

MAY 2023

SUN	MON	TUE	WED	THU	FRI	SAT
	1 9:40 SD	2 9:40 SD	3 4:10 SD	4	5 6:40 CWS	6 6:40 CWS
7 4:10 CWS	8	9 6:40 NYM	10 6:40 NYM	11 12:35 NYM	12 6:40 MIA	13 1:10 MIA
14 1:40 MIA	15 8:40 COL	16 8:40 COL	17 3:10 COL	18	19 6:40 NYY	20 4:10 NYY
21 11:35 NYY	22 6:40 STL	23 6:40 STL	24 6:40 STL	25 12:35 STL	26 2:20 CHC	27 7:15 CHC
28 2:20 CHC	29	30 7:10 BOS	31 7:10 BOS			

AUGUST 2023

SUN	MON	TUE	WED	THU	FRI	SAT
		1 8:05 CHC	2 8:05 CHC	3 8:05 CHC	4 WSH	5 WSH
6 1:40 WSH	7 6:40 MIA	8 6:40 MIA	9 12:35 MIA	10	11 7:05 PIT	12 7:05 PIT
13 1:35 PIT	14	15 6:40 CLE	16 6:40 CLE	17	18 6:40 TOR	19 6:40 TOR
20 1:40 TOR	21 9:38 LAA	22 9:38 LAA	23 4:07 LAA	24 9:40 ARI	25 9:40 ARI	26 8:10 ARI
27 4:10 ARI	28 9:45 SF	29 9:45 SF	30 3:45 SF	31		

JUNE 2023

SUN	MON	TUE	WED	THU	FRI	SAT
				1 7:10 BOS	2 5:10 MIL	3 4:10 MIL
4 1:40 MIL	5 7:10 MIL	6 7:10 LAD	7 7:10 LAD	8 12:35 LAD	9 8:15 STL	10 2:15 STL
11 2:15 STL	12 8:10 KC	13 8:10 KC	14 8:10 KC	15	16 8:10 HOU	17 4:10 HOU
18 2:10 HOU	19 7:10 COL	20 7:10 COL	21 12:35 COL	22	23 6:40 ATL	24 4:10 ATL
25 1:40 ATL	26 7:05 BAL	27 7:05 BAL	28 7:05 BAL	29	30 7:10 SD	

SEPT./OCT. 2023

SUN	MON	TUE	WED	THU	FRI	SAT
					1 6:40 CHC	2 6:40 CHC
3 12:10 CHC	4 4:10 SEA	5 6:40 SEA	6 6:40 SEA	7	8 6:40 STL	9 6:40 STL
10 1:40 STL	11	12 6:40 DET	13 6:40 DET	14 1:10 DET	15 7:10 NYM	16 7:10 NYM
17 1:40 NYM	18 6:40 MIN	19 6:40 MIN	20 12:35 MIN	21	22 6:40 PIT	23 6:40 PIT
1:40 PIT 3:15 STL	24 1	25	26 6:10 CLE	27 6:10 CLE	28	29 8:15 STL
						30 7:15 STL

HOME

AWAY

Schedule is subject to change. All times are ET. Bally Sports Ohio will broadcast over 150 games; 700 WLW will broadcast all 162 games.